

Schematics Page Index (Title / Revision / Change Date)

| Page | Title of Schematics Page | Rev. | Date | Page | Title of Schematics Page | Rev. | Date |
|------|---------------------------|------|----------|------|--------------------------|------|----------|
| 01 | Index page | 1.0 | 09'02'26 | 36 | EXPRESS CARD | 1.0 | 09'02'26 |
| 02 | Block Diagram | 1.0 | 09'02'26 | 37 | Marvell GLAN(88E8057) | 1.0 | 09'02'26 |
| 03 | Penryn(HOST BUS) 1/3 | 1.0 | 09'02'26 | 38 | Audio (CODEC & POWER) | 1.0 | 09'02'26 |
| 04 | Penryn(HOST BUS) 2/3 | 1.0 | 09'02'26 | 39 | Audio (HP) | 1.0 | 09'02'26 |
| 05 | Penryn (Power/Gnd) 3/3 | 1.0 | 09'02'26 | 40 | Audio (SPKR) | 1.0 | 09'02'26 |
| 06 | CLOCK GEN | 1.0 | 09'02'26 | 41 | Audio (MUTE) | 1.0 | 09'02'26 |
| 07 | Cantiga (HOST) 1/7 | 1.0 | 09'02'26 | 42 | Audio+USB MB CONN | 1.0 | 09'02'26 |
| 08 | Cantiga (DMI) 2/7 | 1.0 | 09'02'26 | 43 | FAN/Thermal | 1.0 | 09'02'26 |
| 09 | Cantiga (GRAPHIC) 3/7 | 1.0 | 09'02'26 | 44 | PCI (PCI BUS) | 1.0 | 09'02'26 |
| 10 | Cantiga (DDR2) 4/7 | 1.0 | 09'02'26 | 45 | PCI (ILINK&MS&SD) | 1.0 | 09'02'26 |
| 11 | Cantiga (POWER,VCC) 5/7 | 1.0 | 09'02'26 | 46 | CAMERA/Int MIC. | 1.0 | 09'02'26 |
| 12 | Cantiga (VCC CORE) 6/7 | 1.0 | 09'02'26 | 47 | Felica & Modem | 1.0 | 09'02'26 |
| 13 | Cantiga (VSS) 7/7 | 1.0 | 09'02'26 | 48 | USB2.0 | 1.0 | 09'02'26 |
| 14 | DDR2(SO-DIMM_0) 1/2 | 1.0 | 09'02'26 | 49 | Bluetooth | 1.0 | 09'02'26 |
| 15 | DDR2(SO-DIMM_1) 2/2 | 1.0 | 09'02'26 | 50 | LED & T/P & LID | 1.0 | 09'02'26 |
| 16 | VGA (PCI-E) 1/6 | 1.0 | 09'02'26 | 51 | Power Board MB CONN | 1.0 | 09'02'26 |
| 17 | VGA (Strap) 2/6 | 1.0 | 09'02'26 | 52 | HOLE | 1.0 | 09'02'26 |
| 18 | VGA (I/O) 3/6 | 1.0 | 09'02'26 | 53 | Power Design Diagram | 1.0 | 09'02'26 |
| 19 | VGA (Memory BUS) 4/6 | 1.0 | 09'02'26 | 54 | DCIN&Charger | 1.0 | 09'02'26 |
| 20 | VGA (LVDS) 5/6 | 1.0 | 09'02'26 | 55 | SYS Power (+3_3V/+5V) | 1.0 | 09'02'26 |
| 21 | VGA (Power) 6/6 | 1.0 | 09'02'26 | 56 | SYS Power(+1_5V/+1_05V) | 1.0 | 09'02'26 |
| 22 | VRAM (GDDR3) 1/2 | 1.0 | 09'02'26 | 57 | DDR2 Power(+1_8V/+0_9V) | 1.0 | 09'02'26 |
| 23 | VRAM (BYPASS) 2/2 | 1.0 | 09'02'26 | 58 | CPU_Vcore---ISL6266A | 1.0 | 09'02'26 |
| 24 | CRT | 1.0 | 09'02'26 | 59 | Others power plane | 1.0 | 09'02'26 |
| 25 | LVDS | 1.0 | 09'02'26 | 60 | OVP protection | 1.0 | 09'02'26 |
| 26 | HDMI | 1.0 | 09'02'26 | 61 | VGA Power(ATI VDD) | 1.0 | 09'02'26 |
| 27 | ICH9-M (PCI/USB) 1/5 | 1.0 | 09'02'26 | 62 | Audio+USB DB CONN | 1.0 | 09'02'26 |
| 28 | ICH9-M (LPC,IDE,SATA) 2/5 | 1.0 | 09'02'26 | 63 | Audio (HP, MIC Jack) | 1.0 | 09'02'26 |
| 29 | ICH9-M (GPIO) 3/5 | 1.0 | 09'02'26 | 64 | Power Board DB & CONN | 1.0 | 09'02'26 |
| 30 | ICH9-M (POWER) 4/5 | 1.0 | 09'02'26 | 65 | USB DB | 1.0 | 09'02'26 |
| 31 | ICH9-M (GND) 5/5 | 1.0 | 09'02'26 | 66 | History (1) | 1.0 | 09'02'26 |
| 32 | SATA HDD/ODD | 1.0 | 09'02'26 | 67 | History (2) | 1.0 | 09'02'26 |
| 33 | EC+KBC (WPCE775L) | 1.0 | 09'02'26 | 68 | History (3) | 1.0 | 09'02'26 |
| 34 | Flash ROM/SPI | 1.0 | 09'02'26 | 69 | History (4) | 1.0 | 09'02'26 |
| 35 | Half Mini Card | 1.0 | 09'02'26 | 70 | | | |

Project Code & Schematics Subject: M850 Main Board_8L

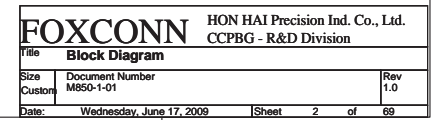
PCB P/N: 1P-0094J00-8011(IRIS)
1P-0094500-8011(HANNSTAR)

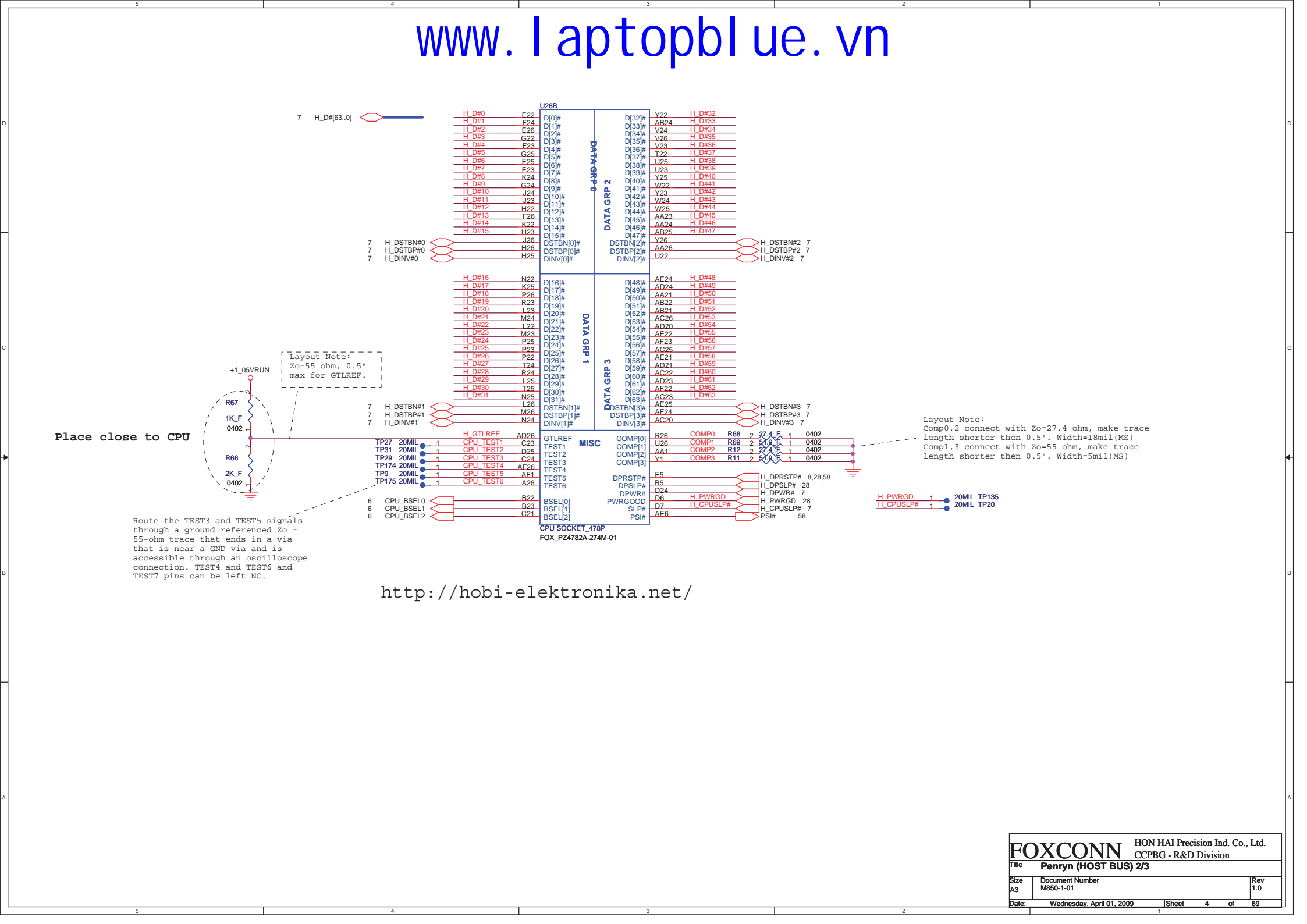
A+U/B P/N: 1P-1094J01-8011(IRIS)
1P-1094501-8011(HANNSTAR)

P/B P/N: 1P-1094J00-8011(IRIS)
1P-1094500-8011(HANNSTAR)

<http://hobi-elektronika.net/>

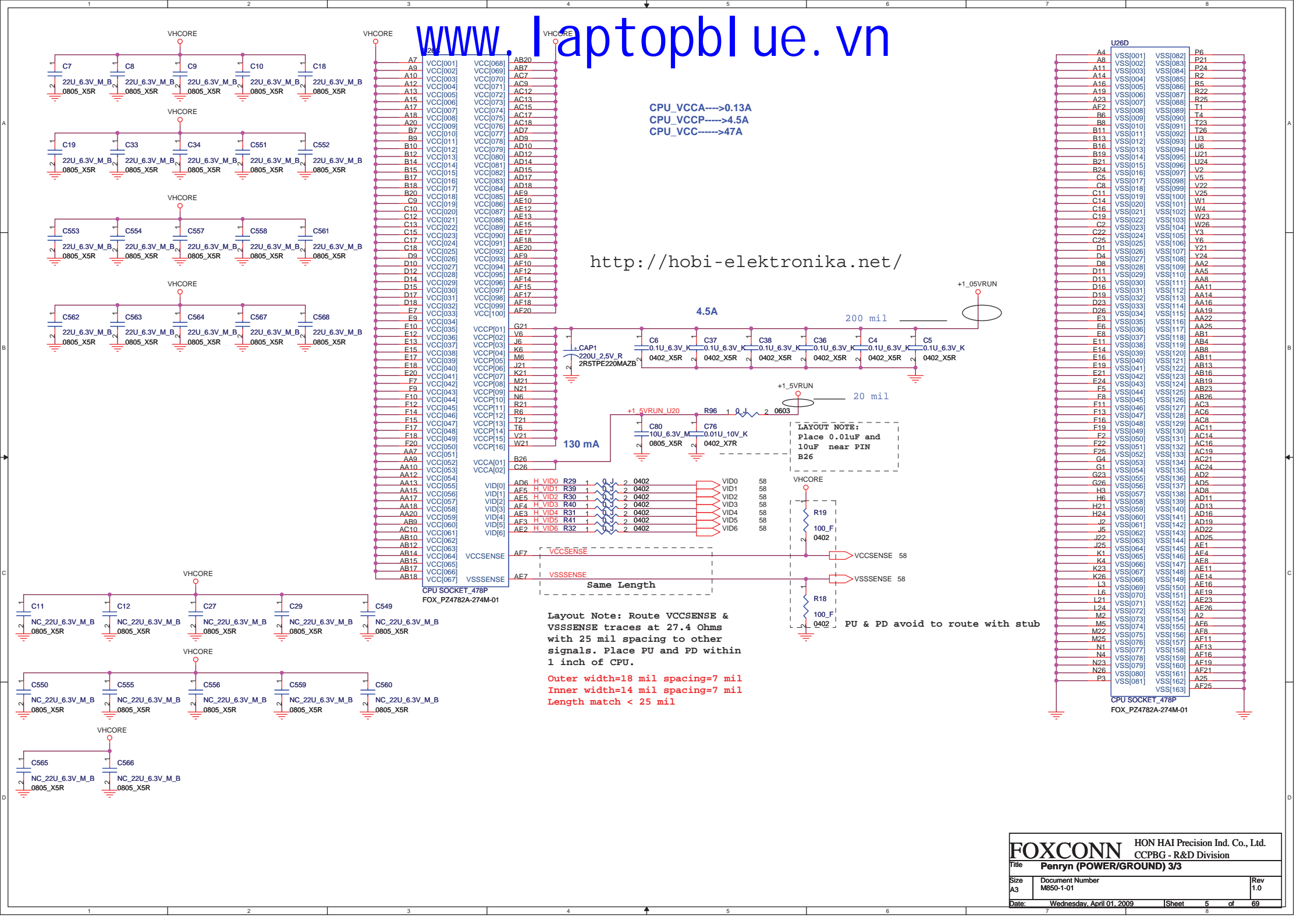
| | | |
|---|---------------------------|-----------|
| P. Leader | Check by | Design by |
| | | |
| FOXCONN HON HAI Precision Ind. Co., Ltd. CCPBG - R&D Division | | |
| Title Index Page | | |
| Size Custom | Document Number M850-1-01 | Rev 1.0 |
| Date: Wednesday, April 08, 2009 | Sheet 1 | of 69 |

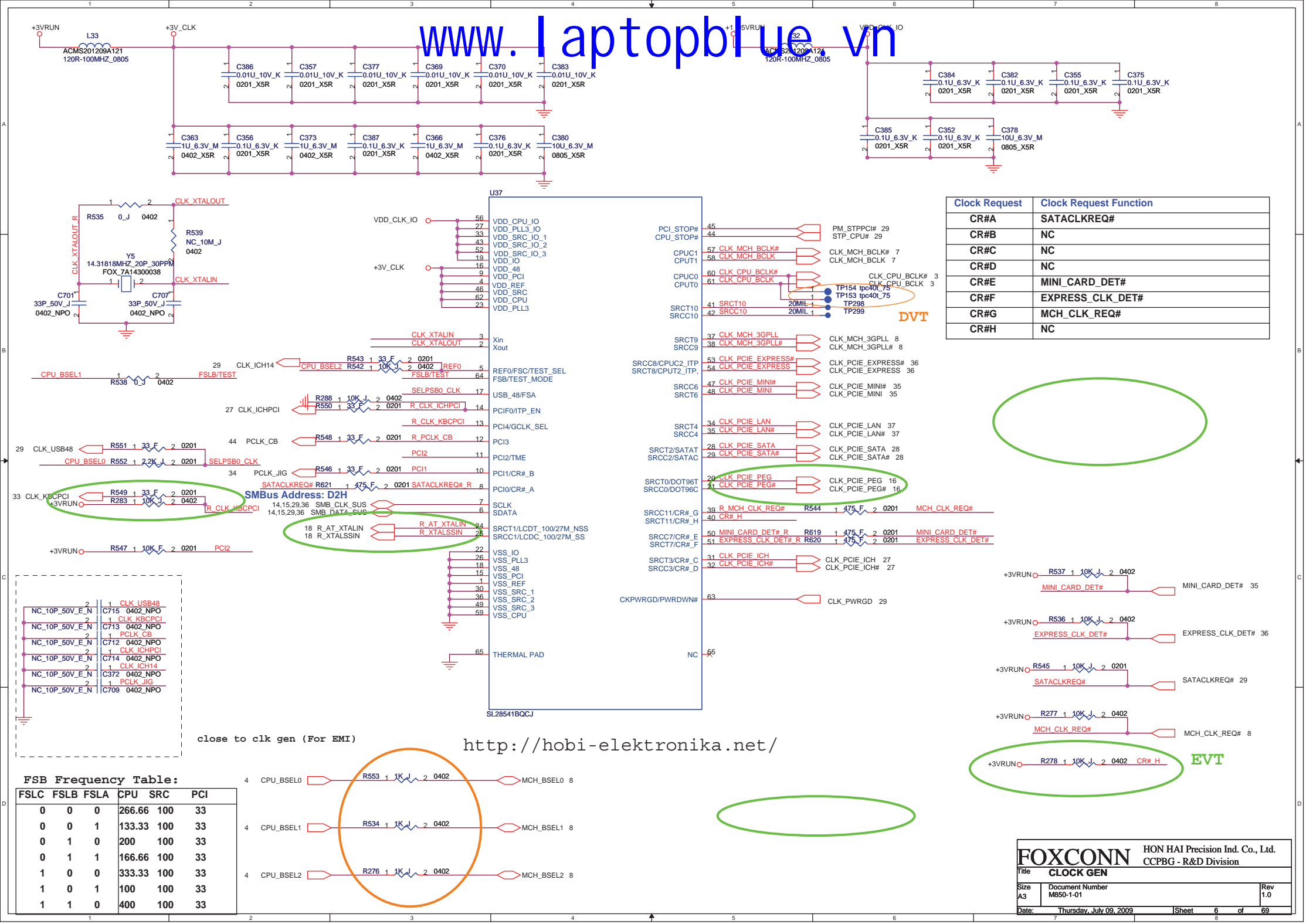


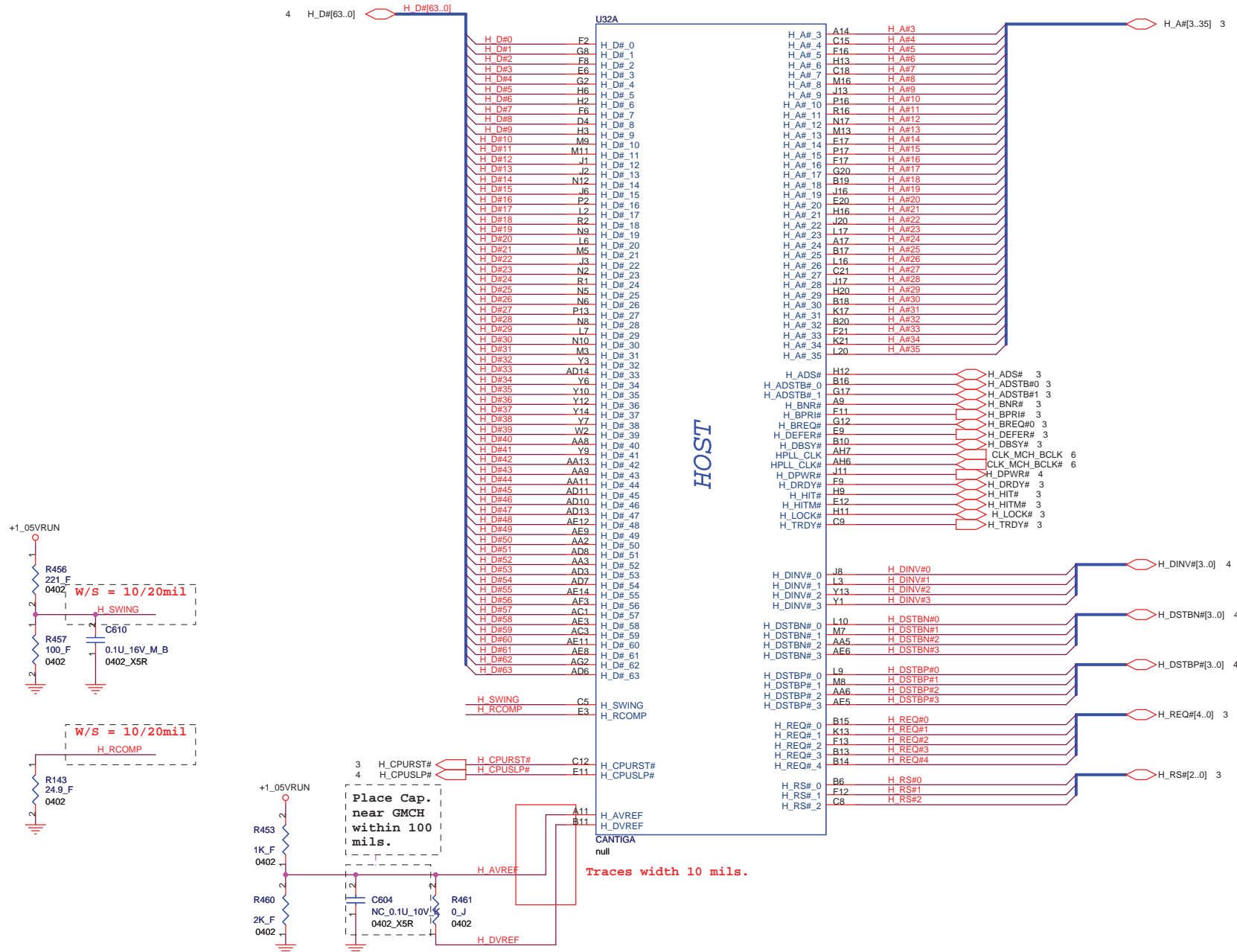
[illegible]

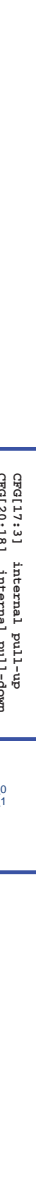
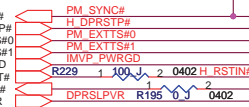
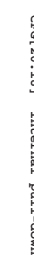
CPU_VCCA---->0.13A
CPU_VCCP---->4.5A
CPU_VCC---->47A

<http://hobi-elektronika.net/>







D



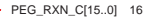
GRAPHICS

PCI-EXF
A.I.

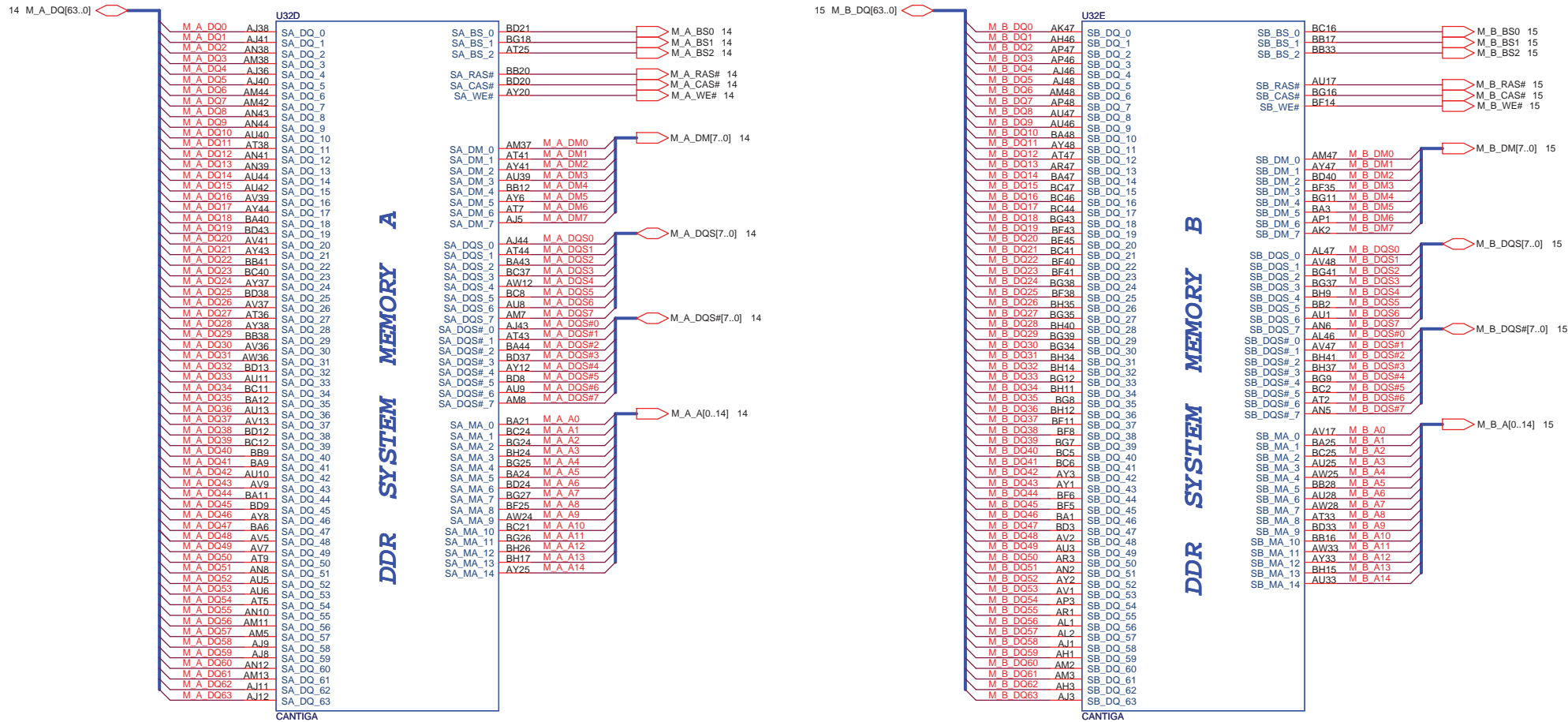
YCN

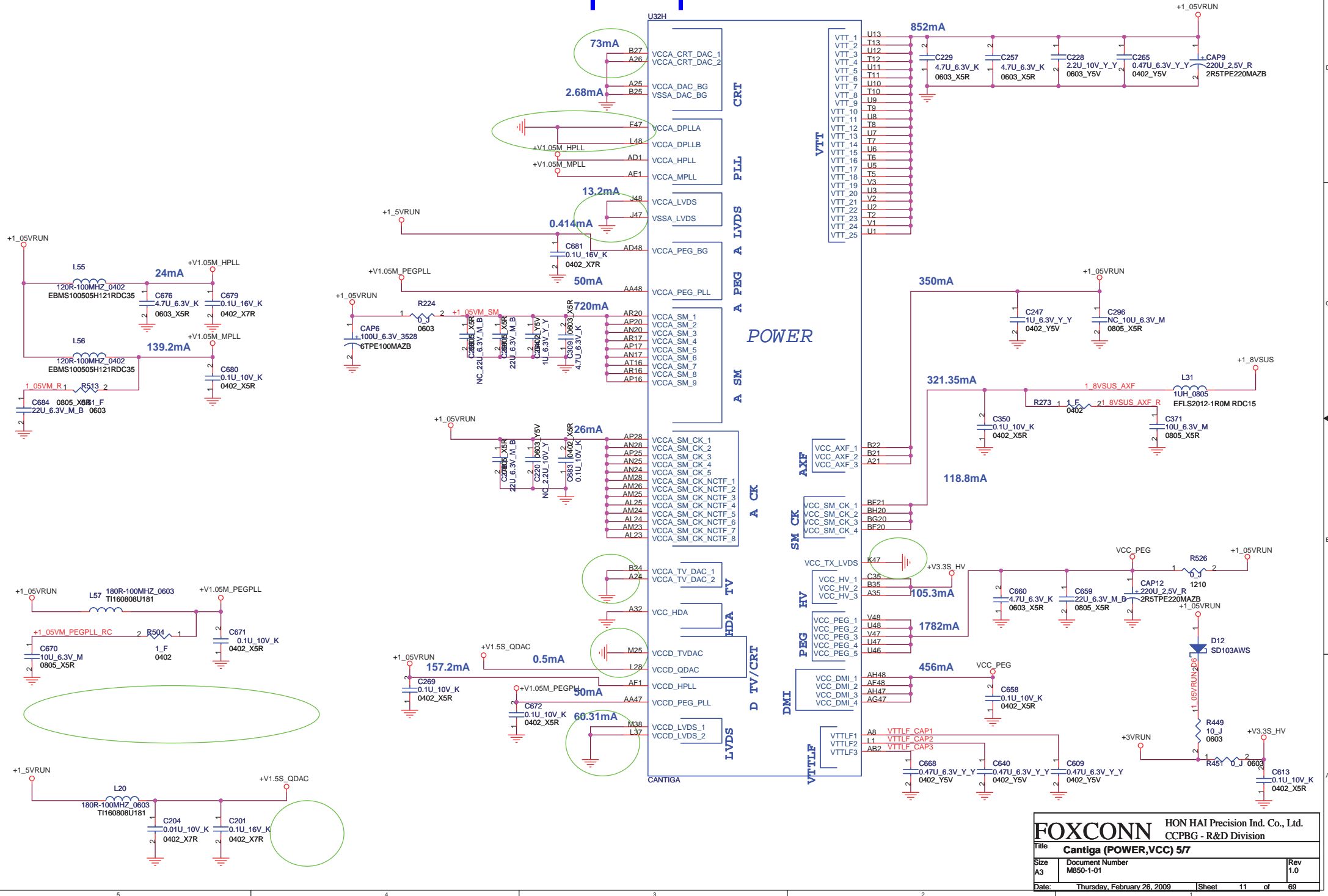
1


CANTIGA

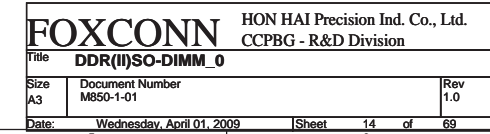



```
PEG_RXP_C[15..0] 16
```

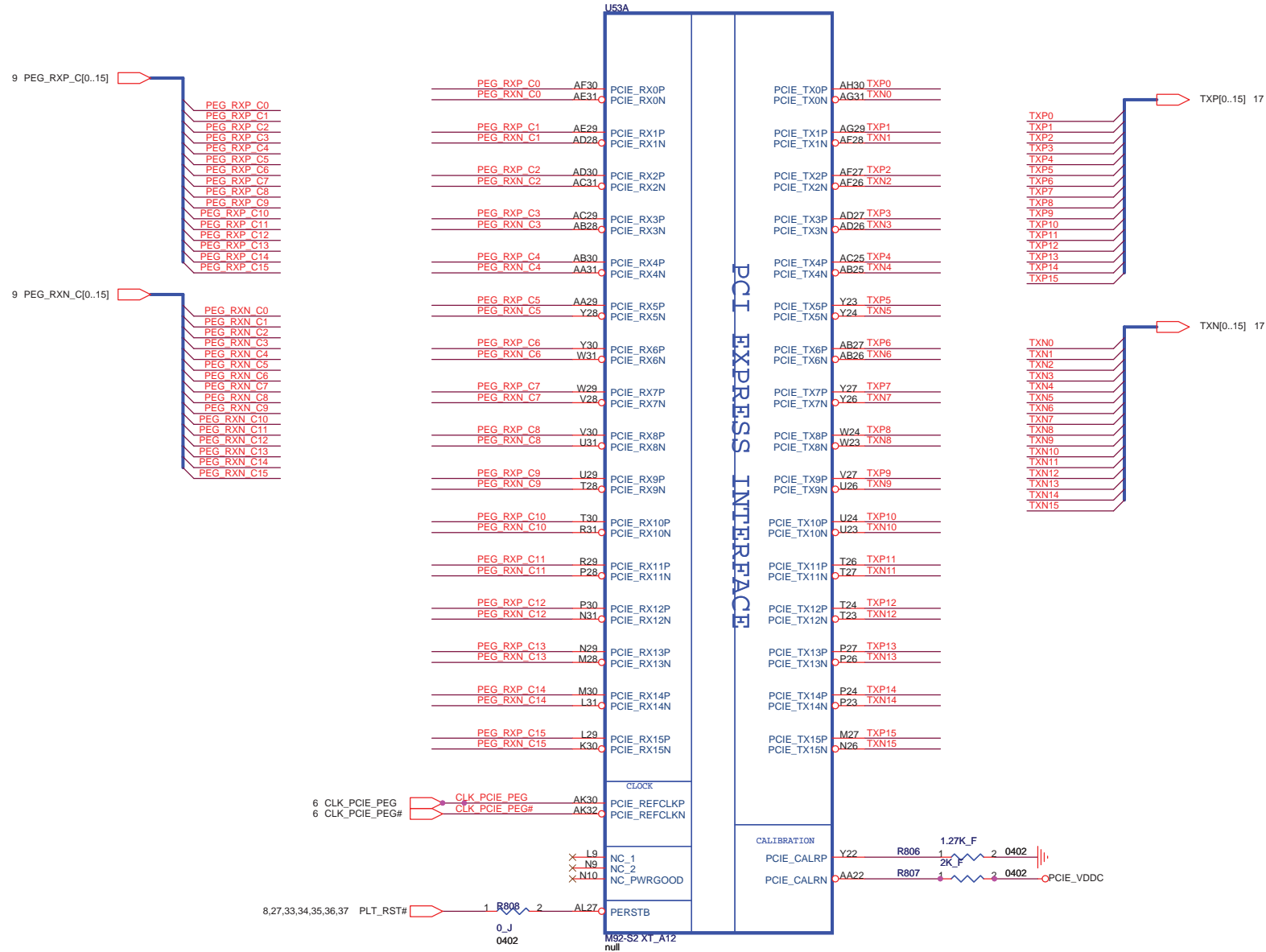




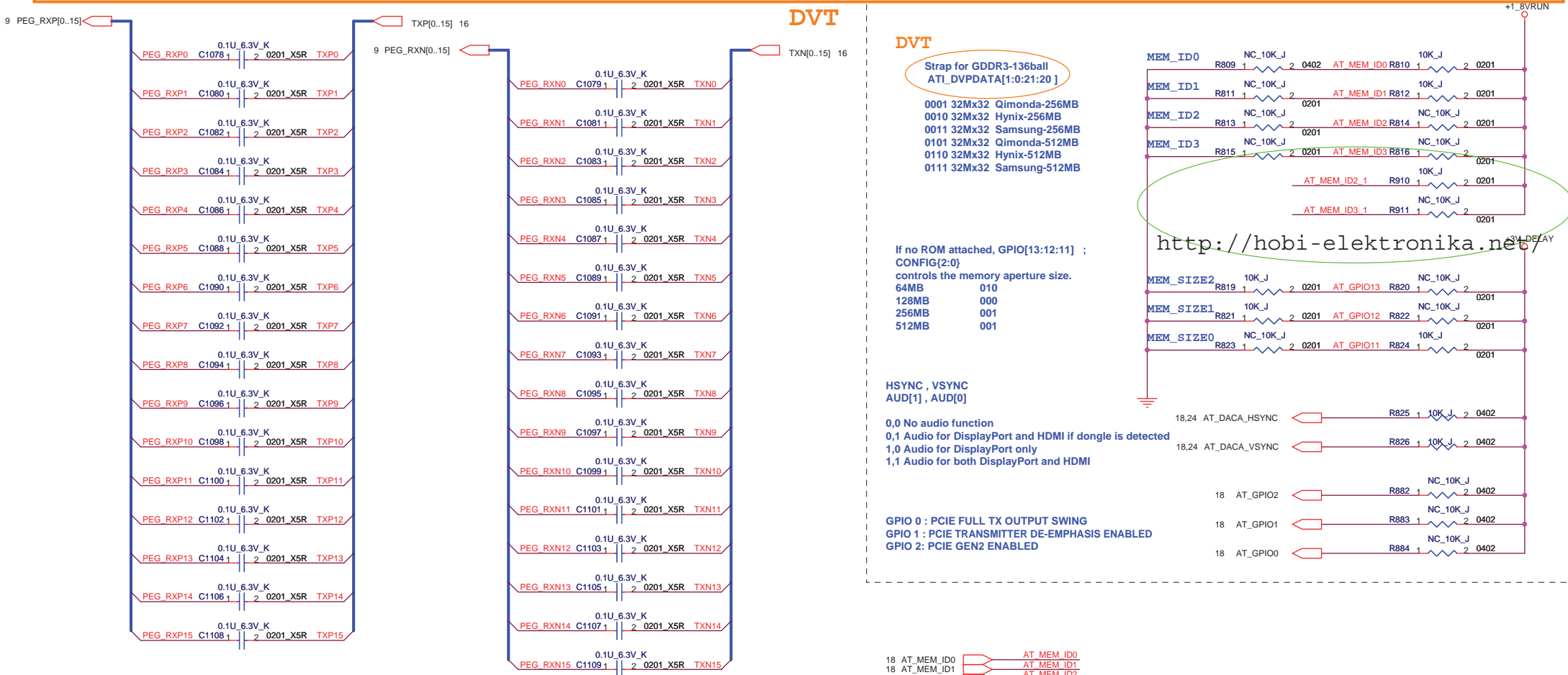




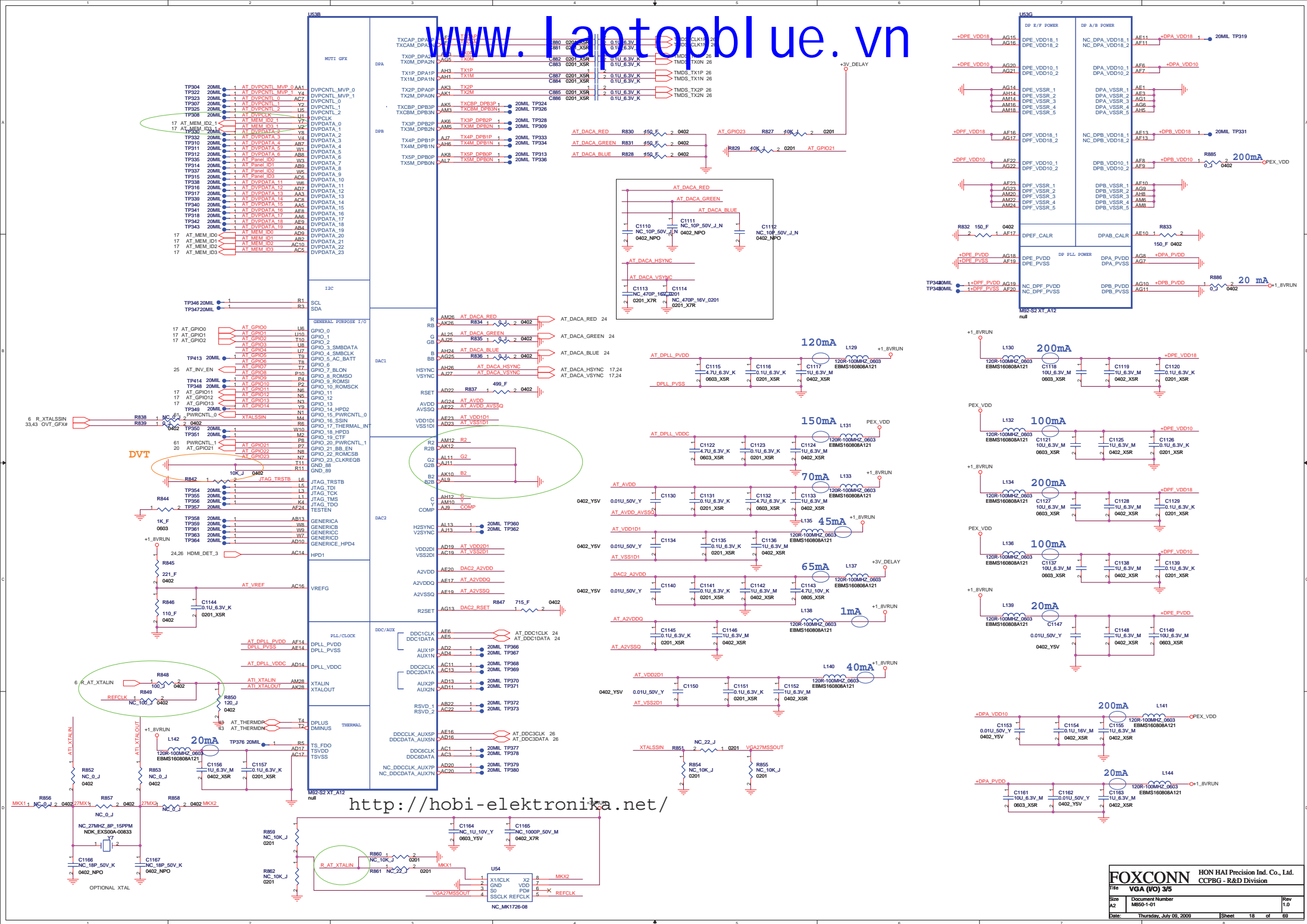




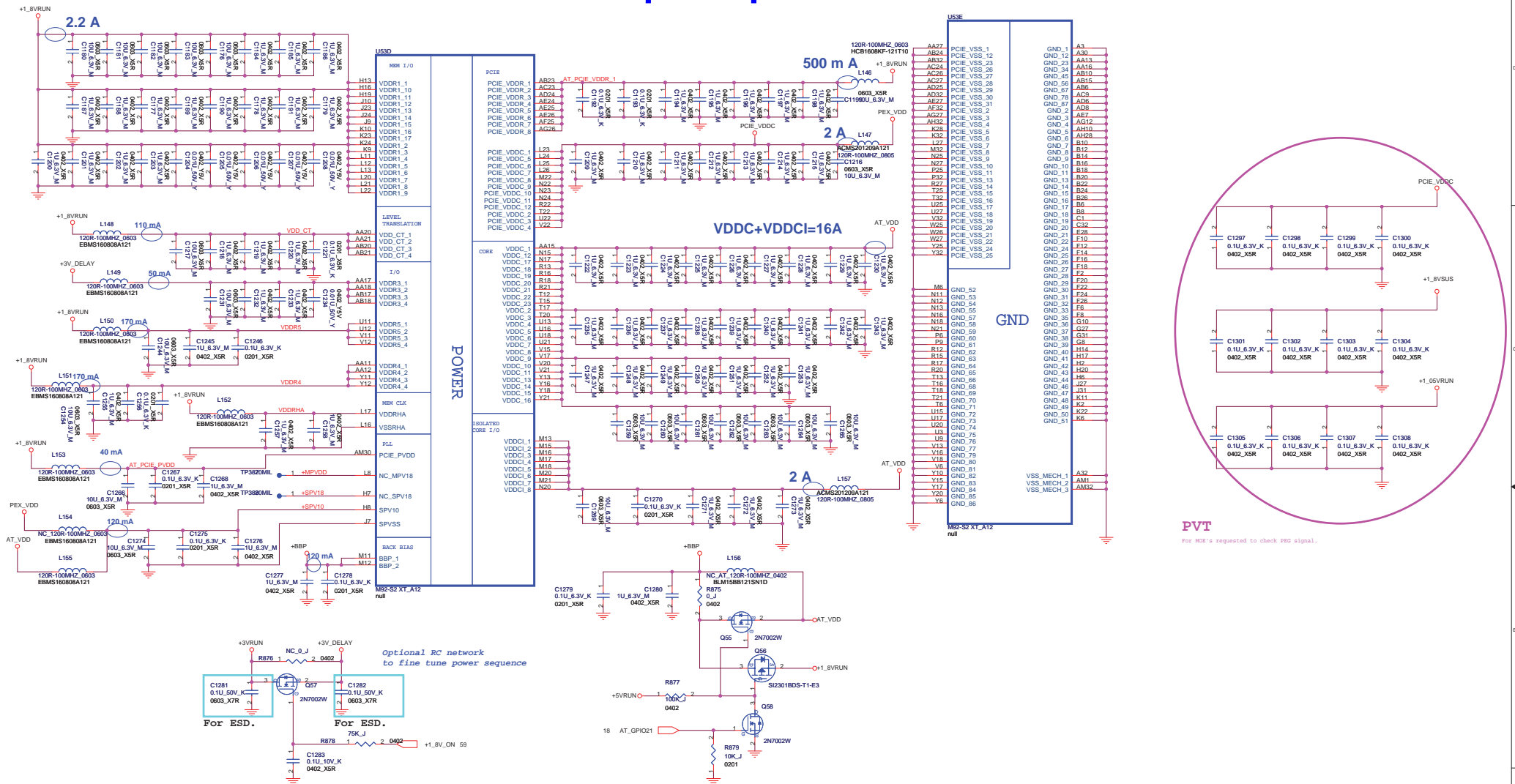
| | Mount | NC | | Mount | NC | | Mount | NC |
|--------------------------------|-------------------|-------------------------|------------------------------------|-----------|-------------------------|------------------------------------|-------------------|-------------------|
| Hynix-256MB H5RS1H23MFR-11C | R812,R809 | R910,R911, R811,R810 | Samsung-256MB K4J10324QD-HC12 | R812,R810 | R910,R911, R811,R809 | Samsung-512MB K4J10324QD-HC12 | R910 R812,R810 | R911 R811,R809 |
| Hynix-512MB H5RS1H23MFR-11C | R910 R812,R809 | R911 R811,R810 | Qimonda-256MB HYB18H1G321A2F-10 | R811,R810 | R910,R911, R812,R809 | Qimonda-512MB HYB18H1G321A2F-10 | R910 R811,R810 | R911 R812,R809 |

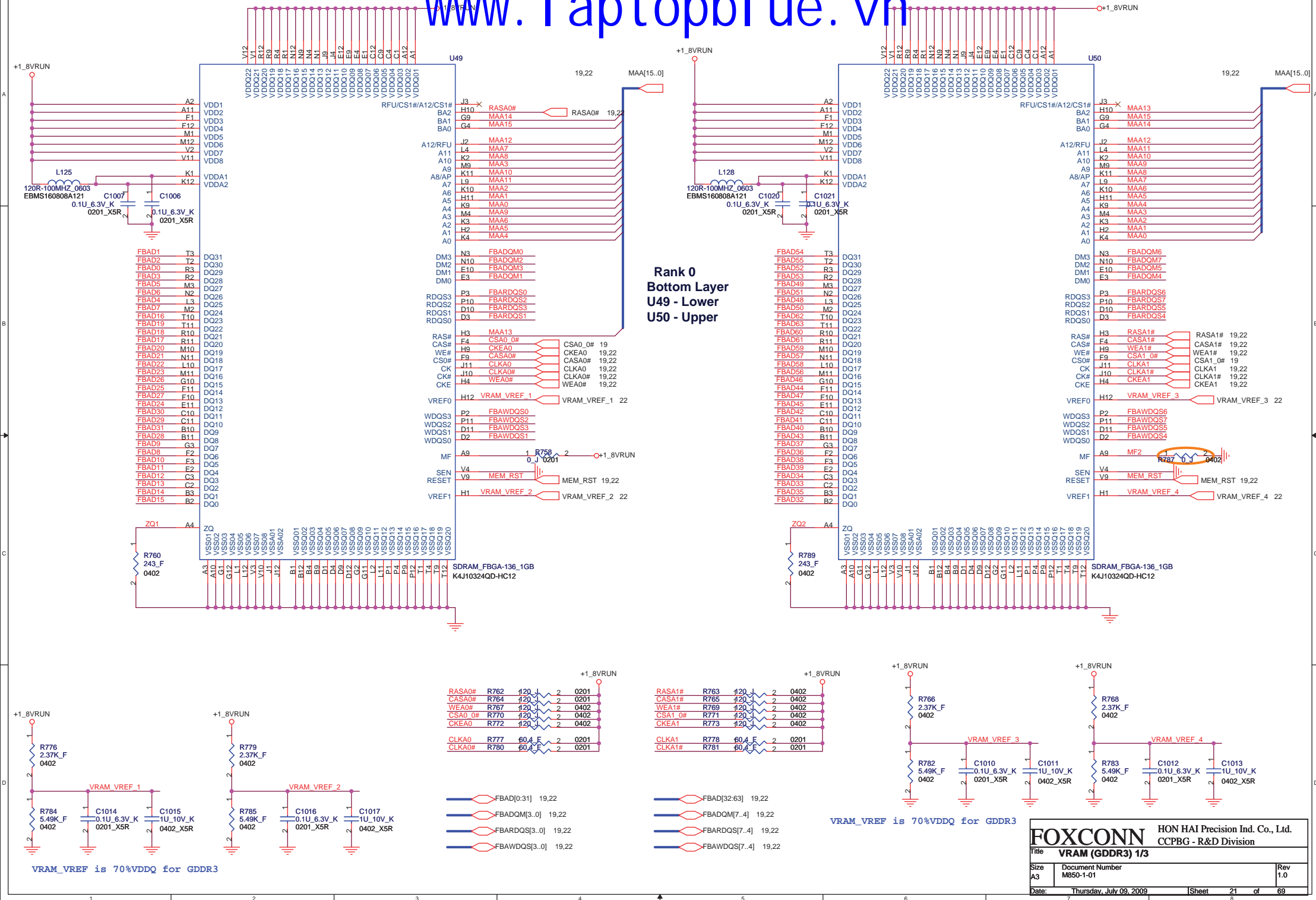


For AMD verification



http://hobi-elektronika.net/

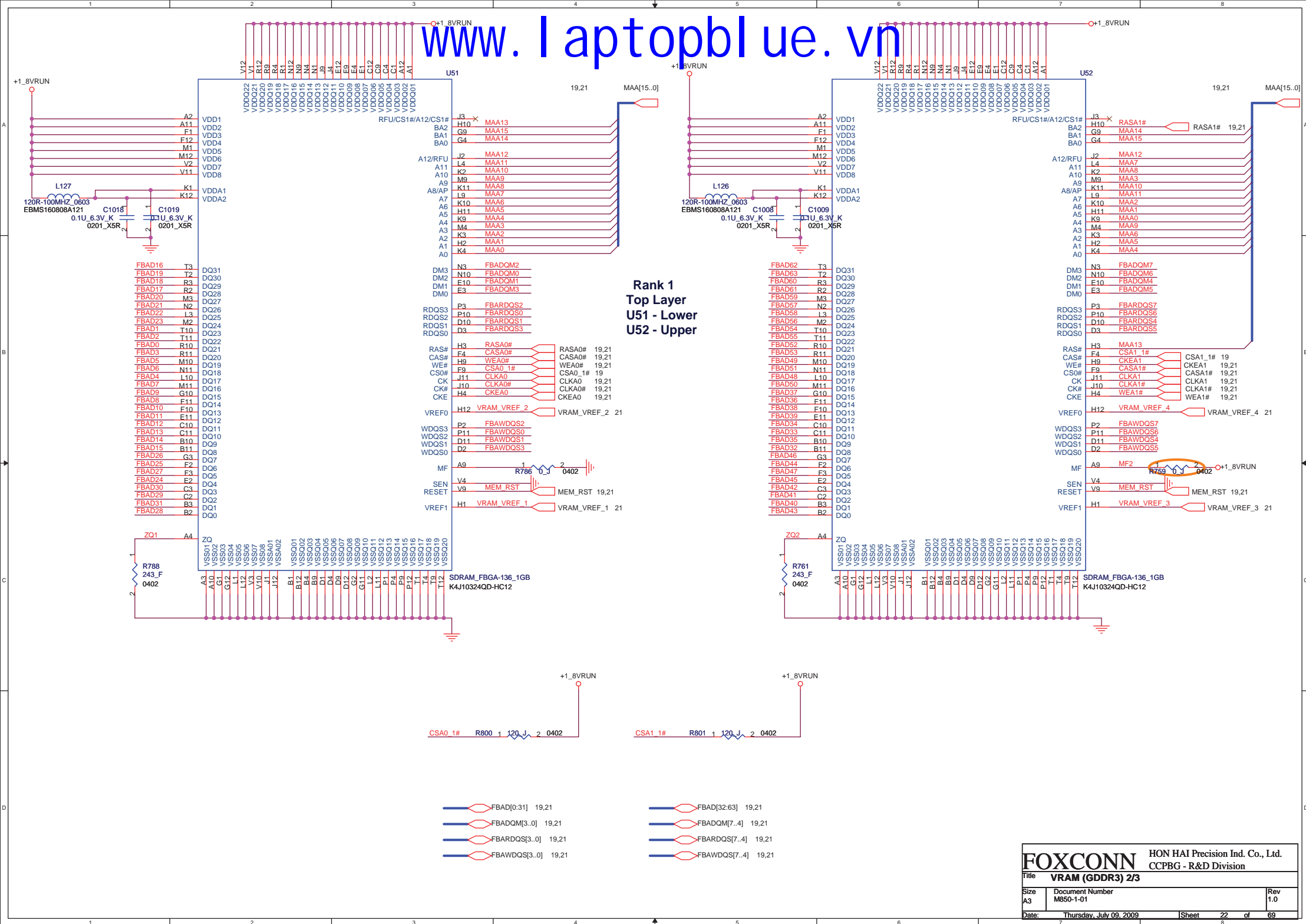





U51

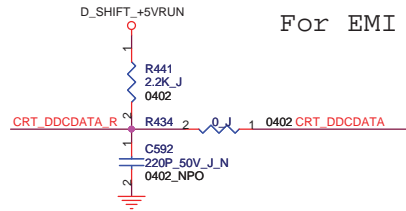
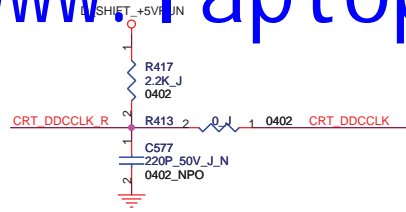
19,21 MAA[15..0]

V222 V221 V220

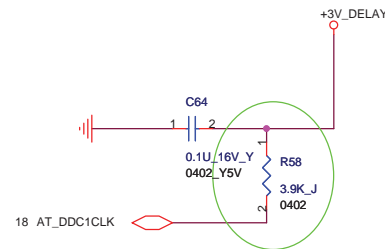
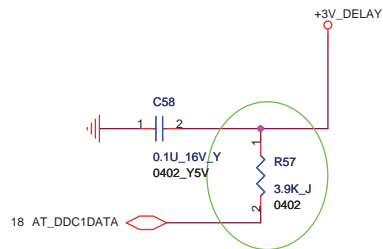




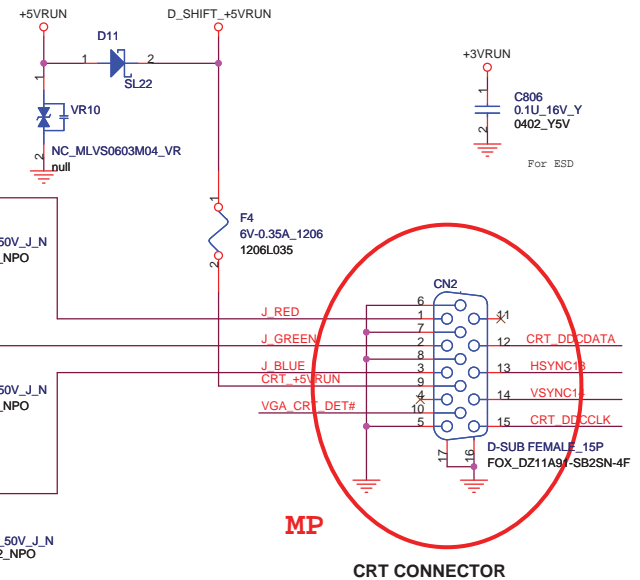
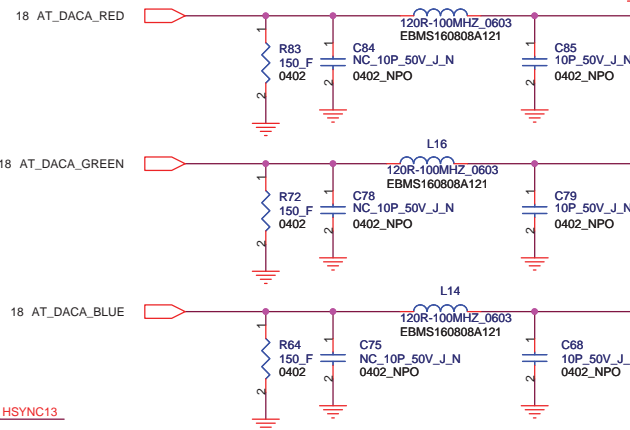
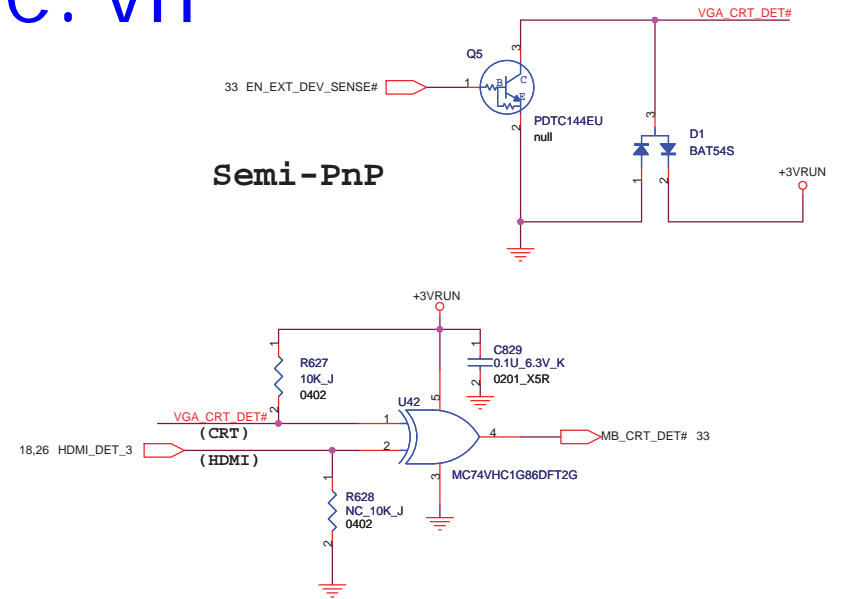
<http://hobi-elektronika.net/>



For EMI

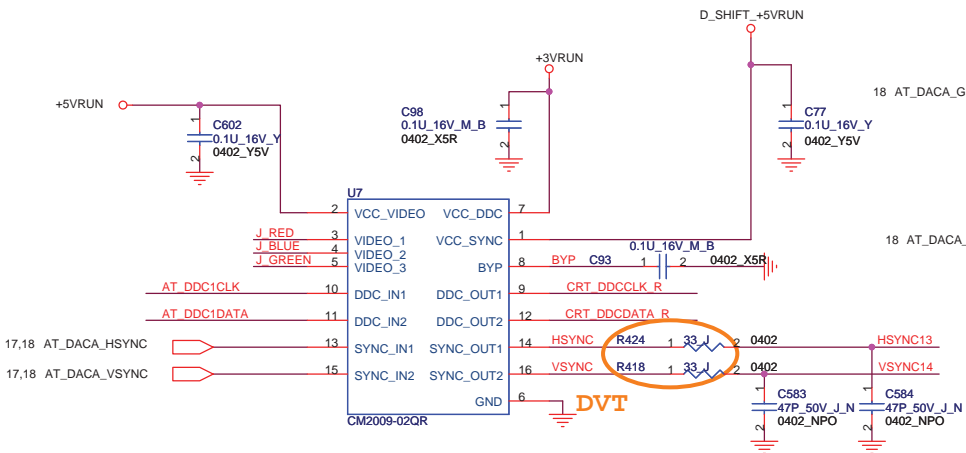


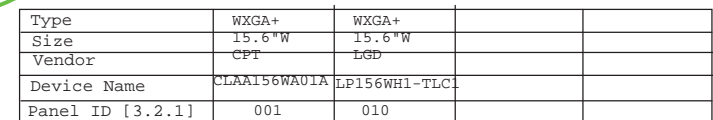
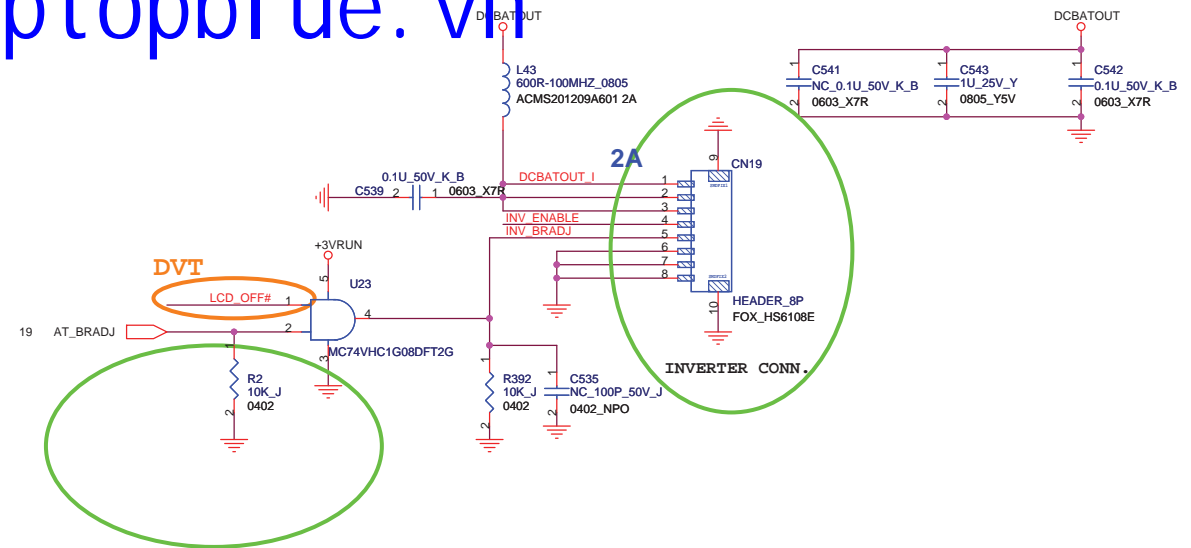
Semi-PnP

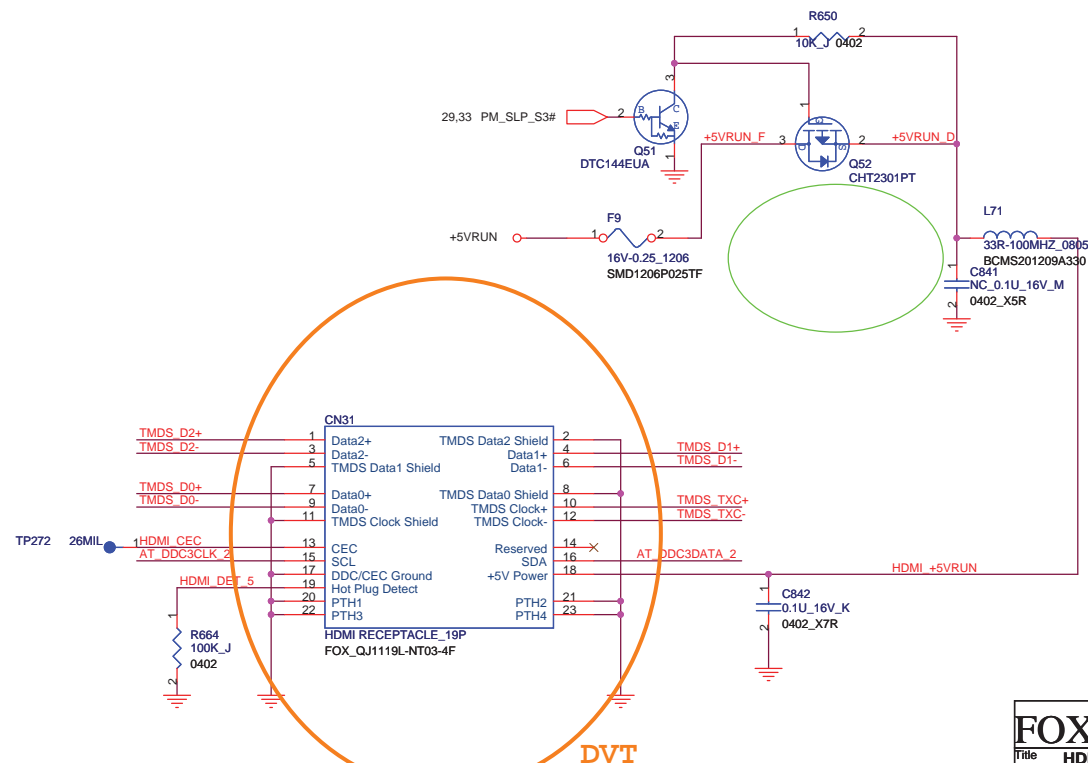
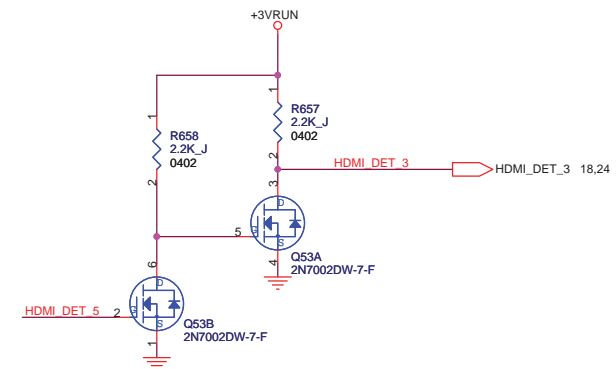



MP

CRT CONNECTOR

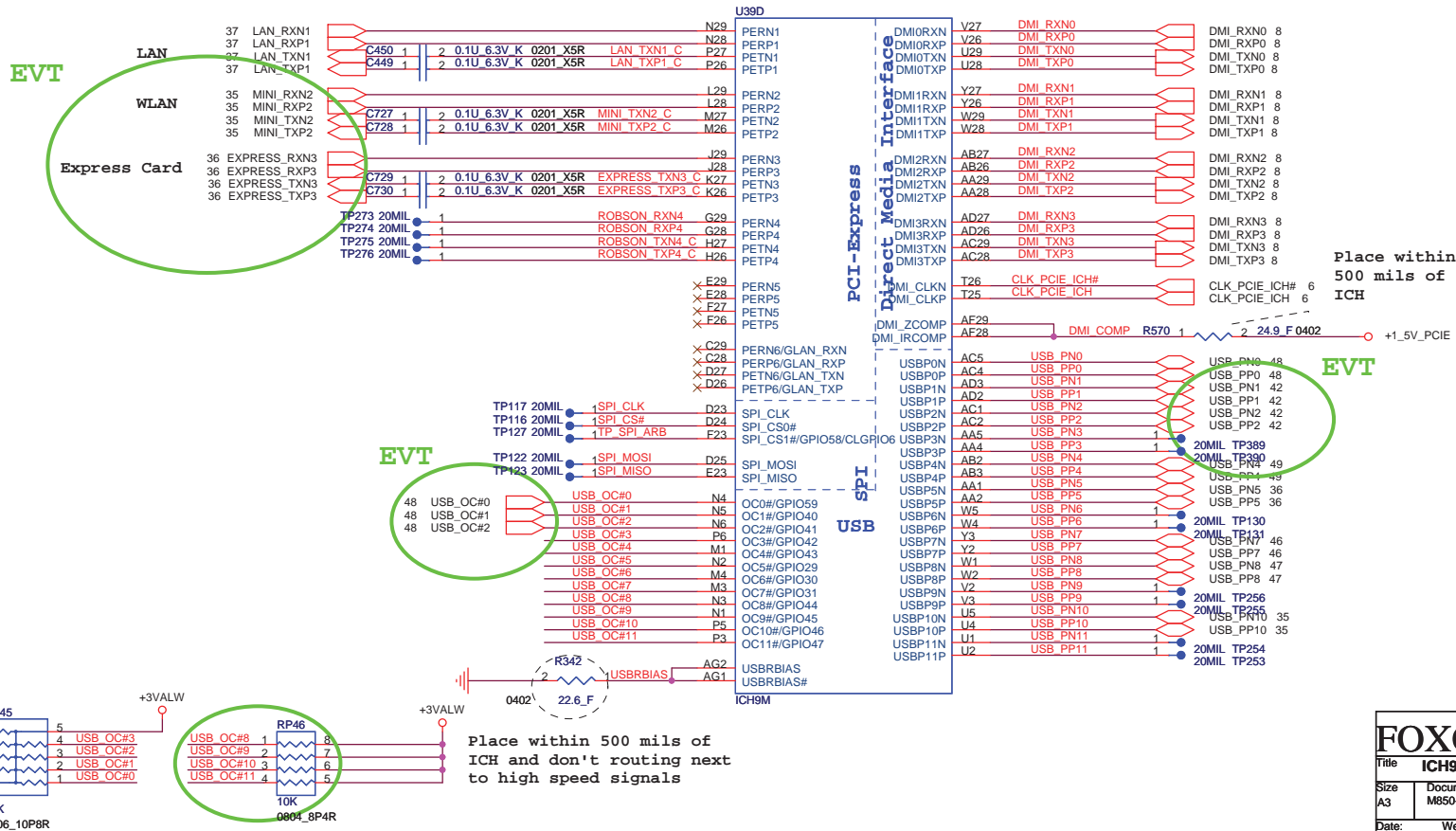










<http://hobi-elektronika.net/>




| USB PORT | Function |
|----------|--------------|
| PORT-0 | Ext. Port |
| PORT-1 | Ext. Port |
| PORT-2 | Ext. Port |
| PORT-3 | |
| PORT-4 | Bluetooth |
| PORT-5 | EXPRESS CARD |
| PORT-6 | |
| PORT-7 | Camera |
| PORT-8 | Felica |
| PORT-9 | |
| PORT-10 | Wi-MAX |
| PORT-11 | |

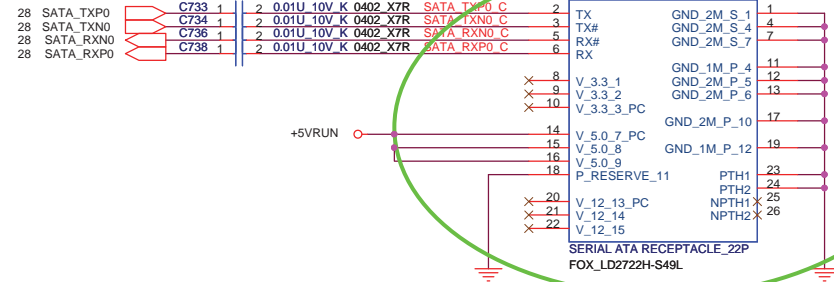
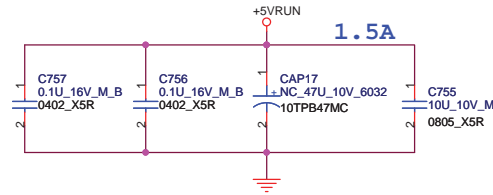






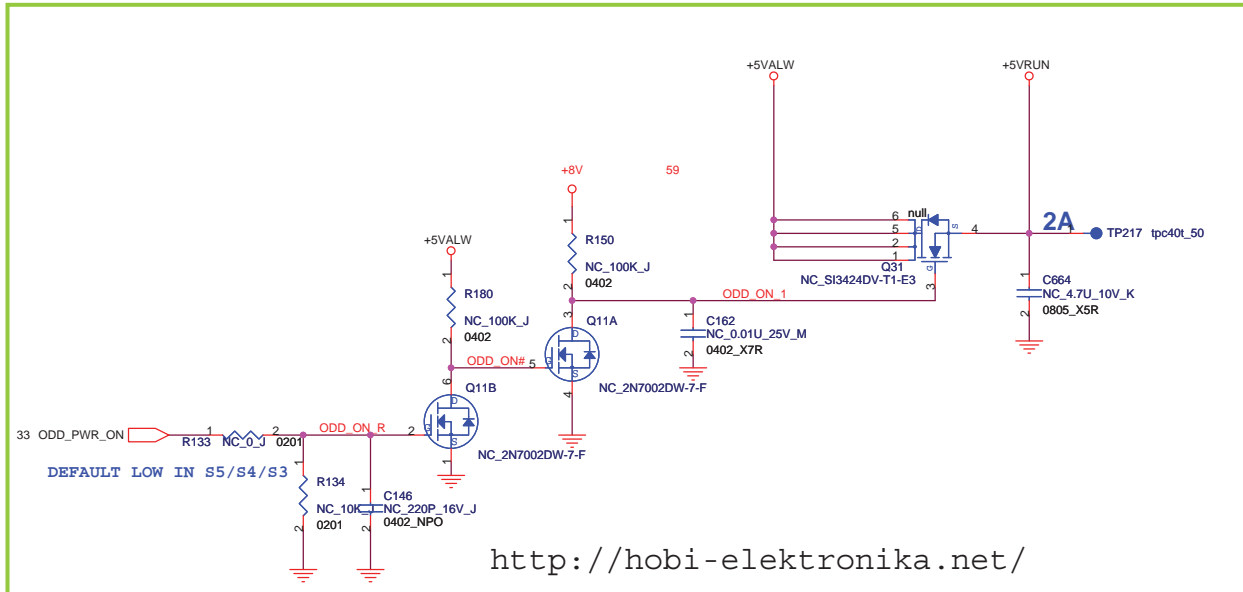
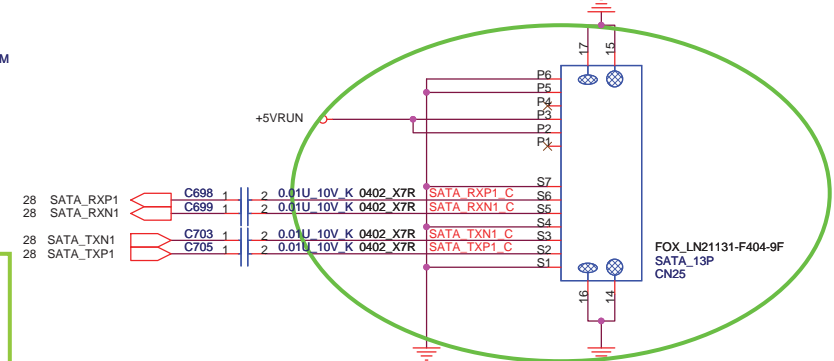
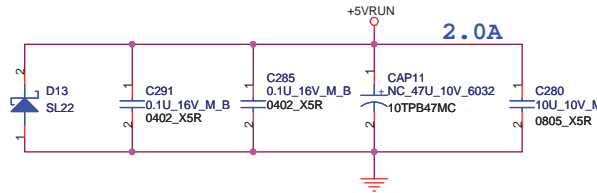


SATA HDD CONN

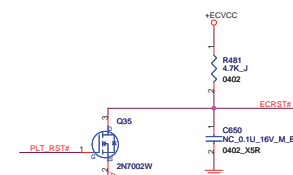
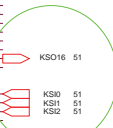
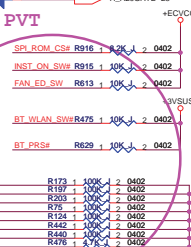
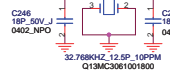


EVT


SATA ODD CONN

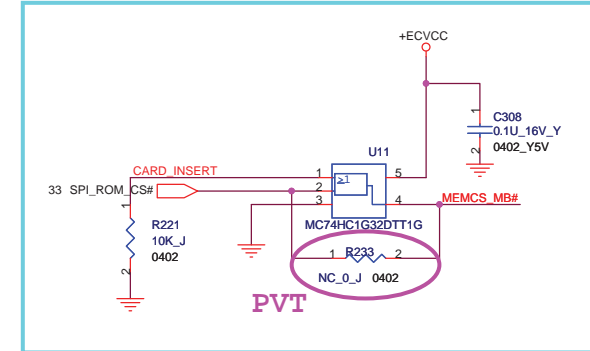
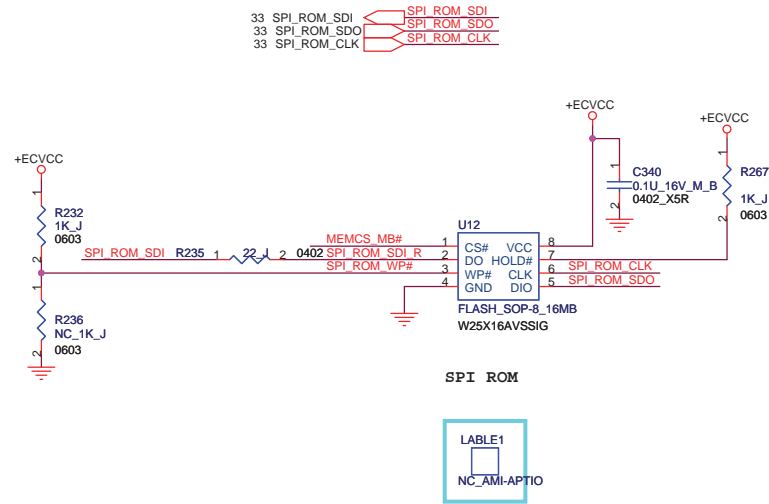


<http://hobi-elektronika.net/>




| | | |
|-----|-----|-----------|
| ID1 | ID0 | System |
| 1 | 0 | M851 DDR2 |
| 0 | 1 | M851 DDR3 |

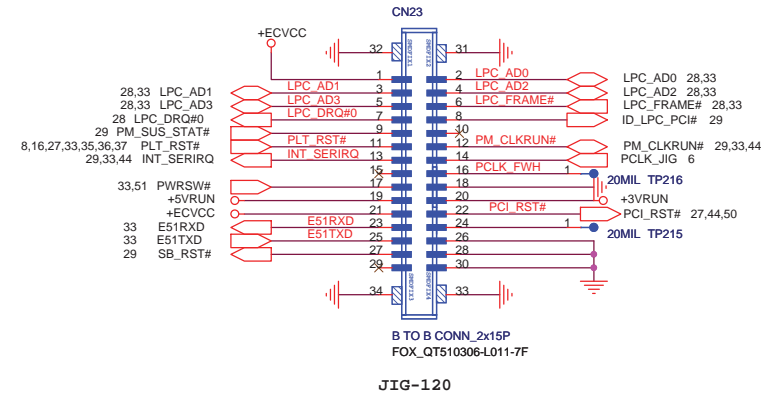
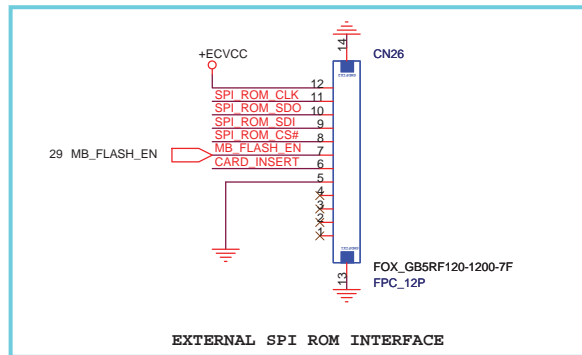




<http://hobi-elektronika.net/>



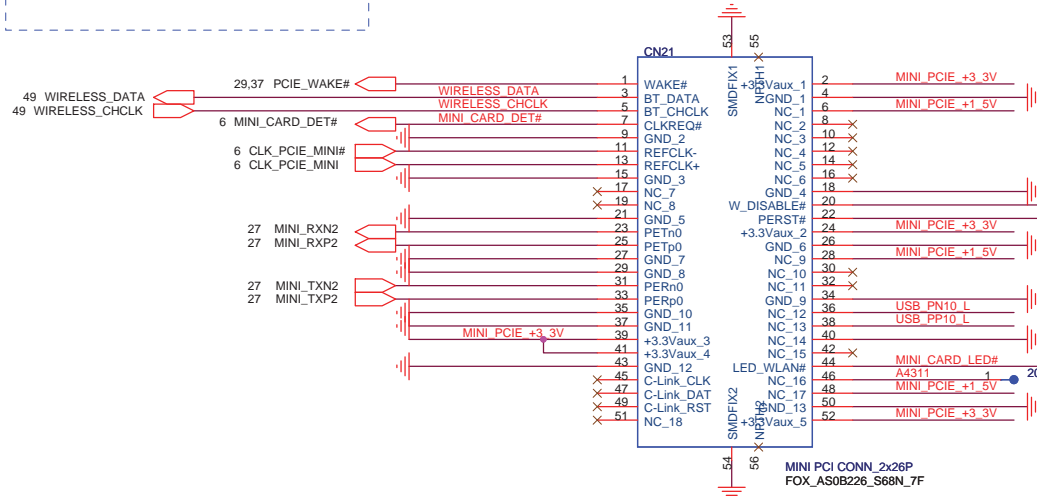
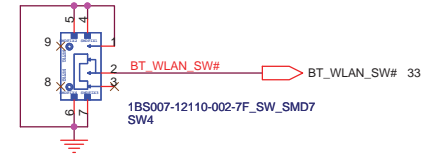
DVT BFT Test Pad



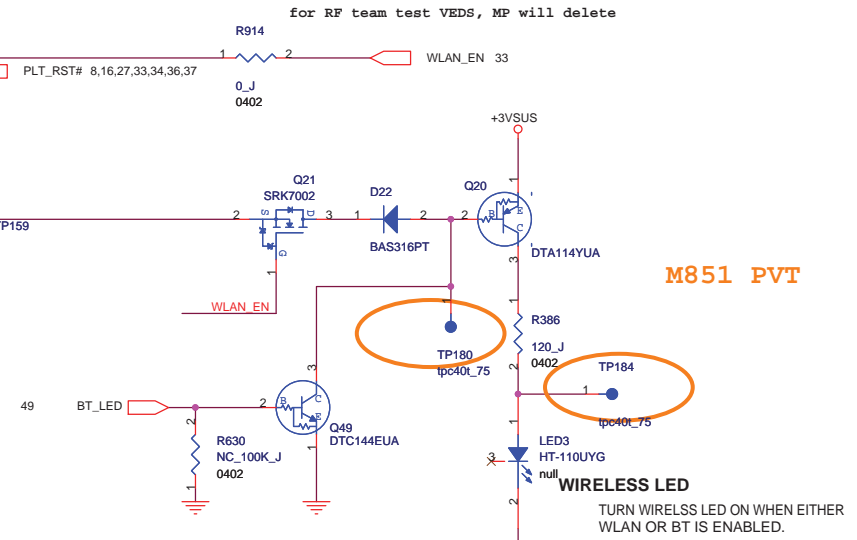


Half Mini Card

+1_5V=>0.5A Peak/0.375A Normal
+3_3VAux=>2.75A Peak/1.1A Normal



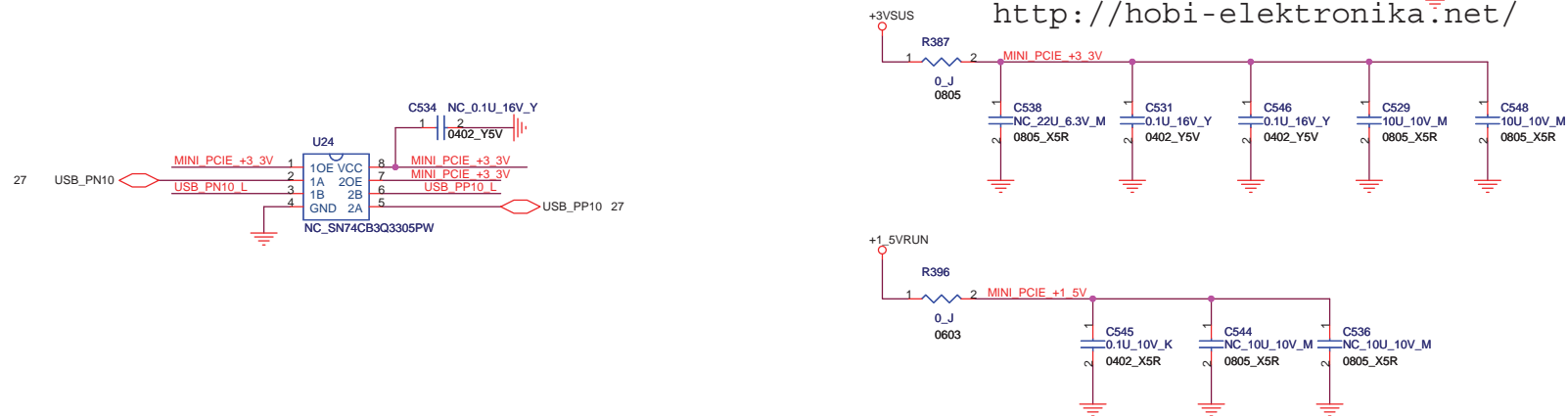
Half Mini Card
WLAN



M851 PVT

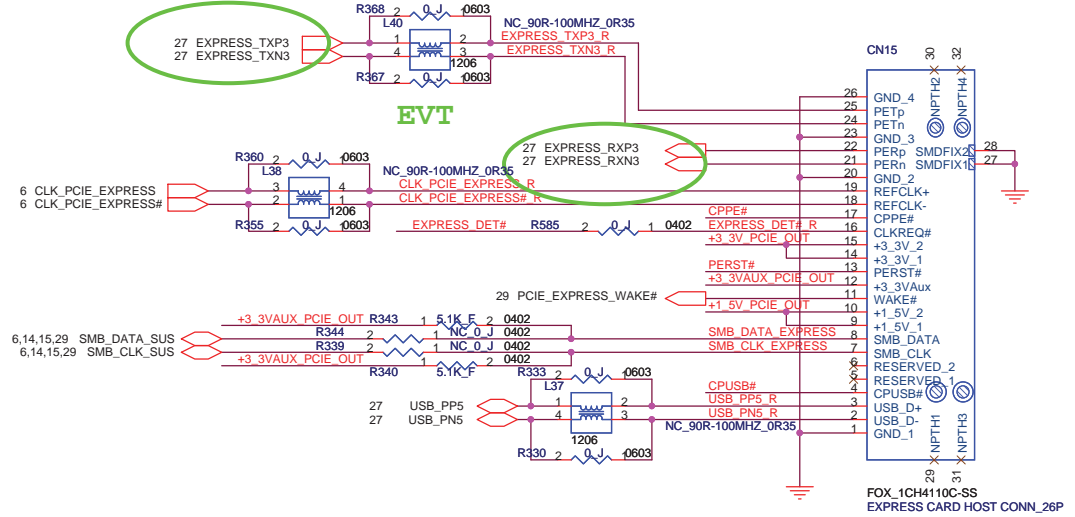
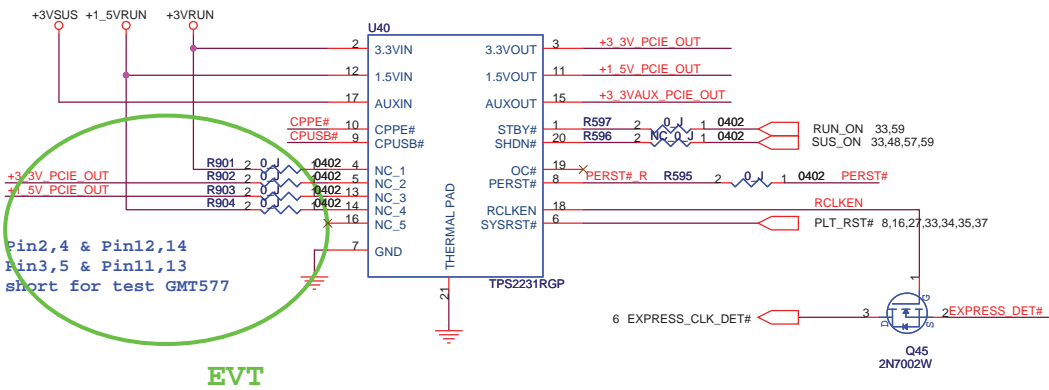
TURN WIRELESS LED ON WHEN EITHER
WLAN OR BT IS ENABLED.

<http://hobi-elektronika.net/>

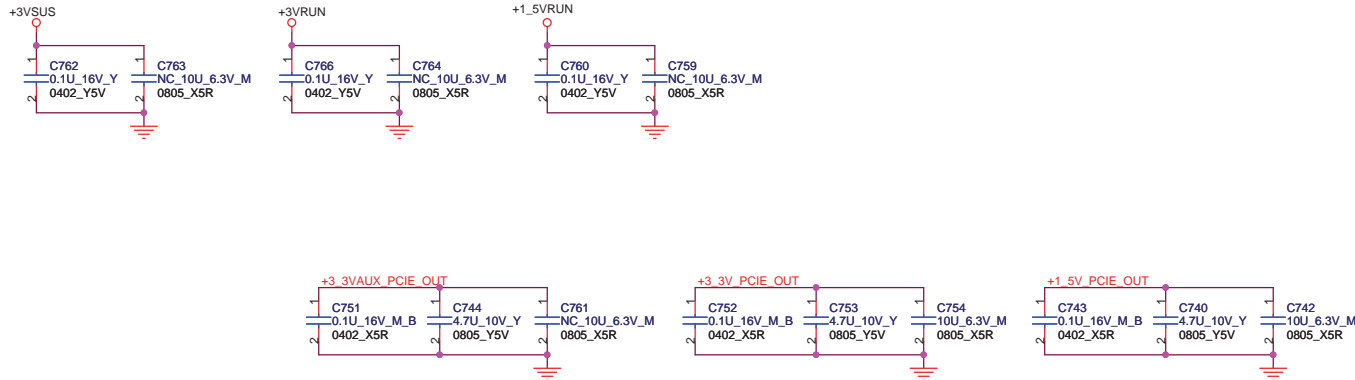
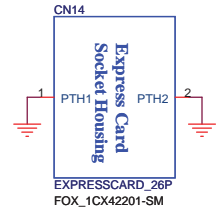


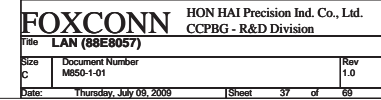
+1_5V=>1.3A
+3_3VAux=>0.6A
+3_3V=>2.5A

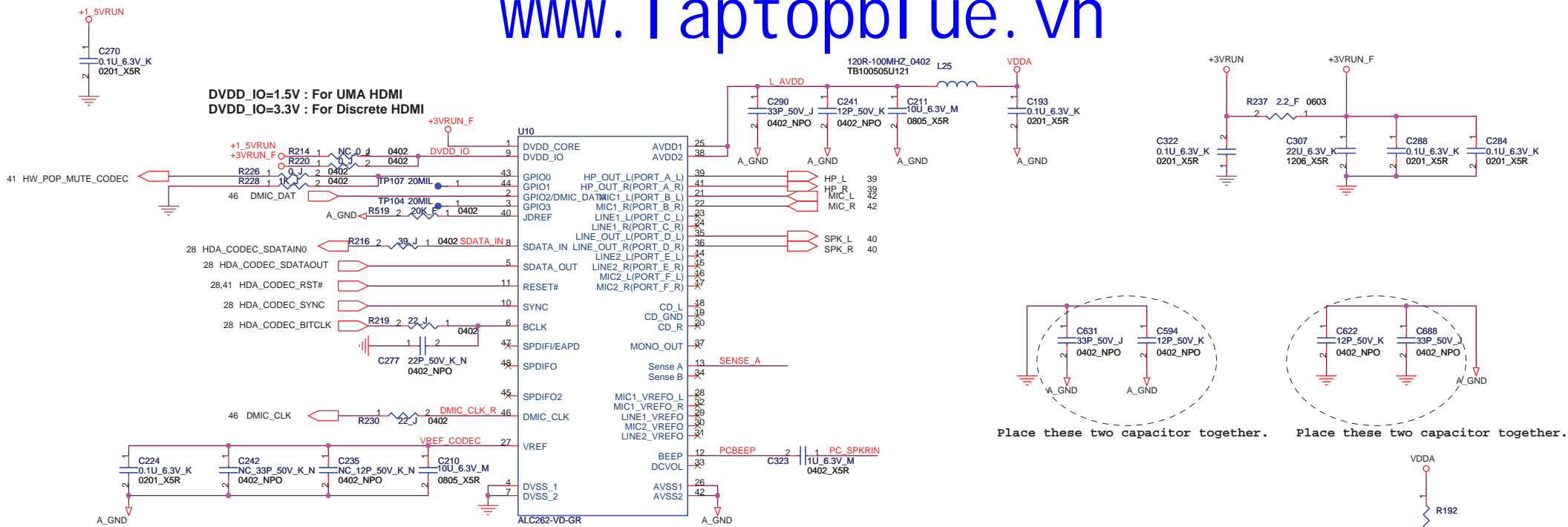
Express Card Power Switch



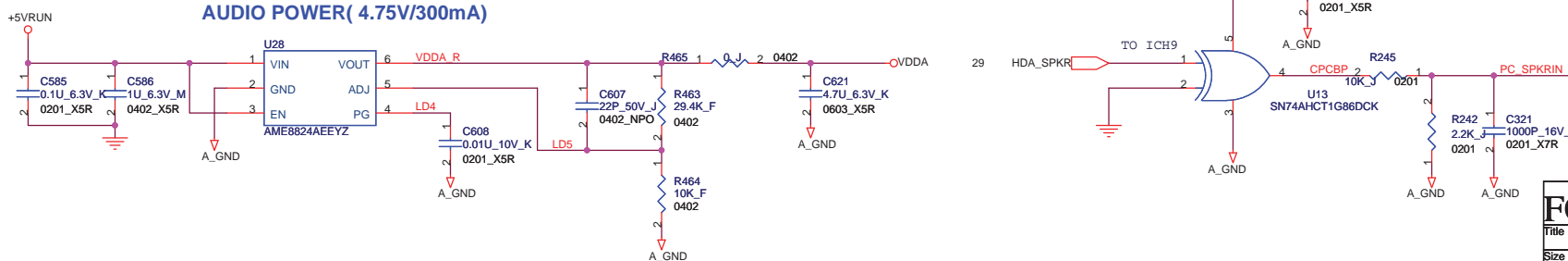
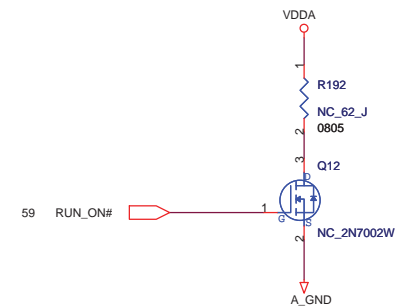
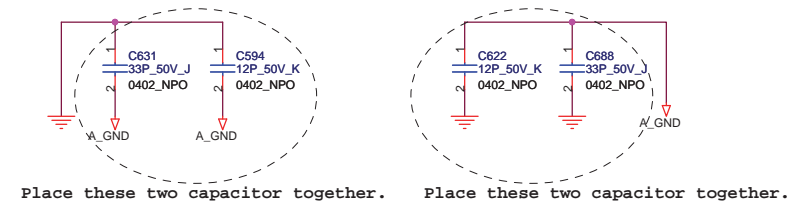
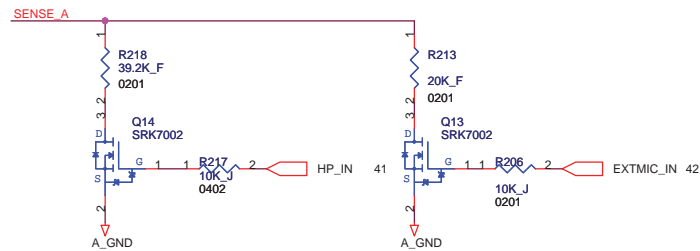
Express Card Slot.

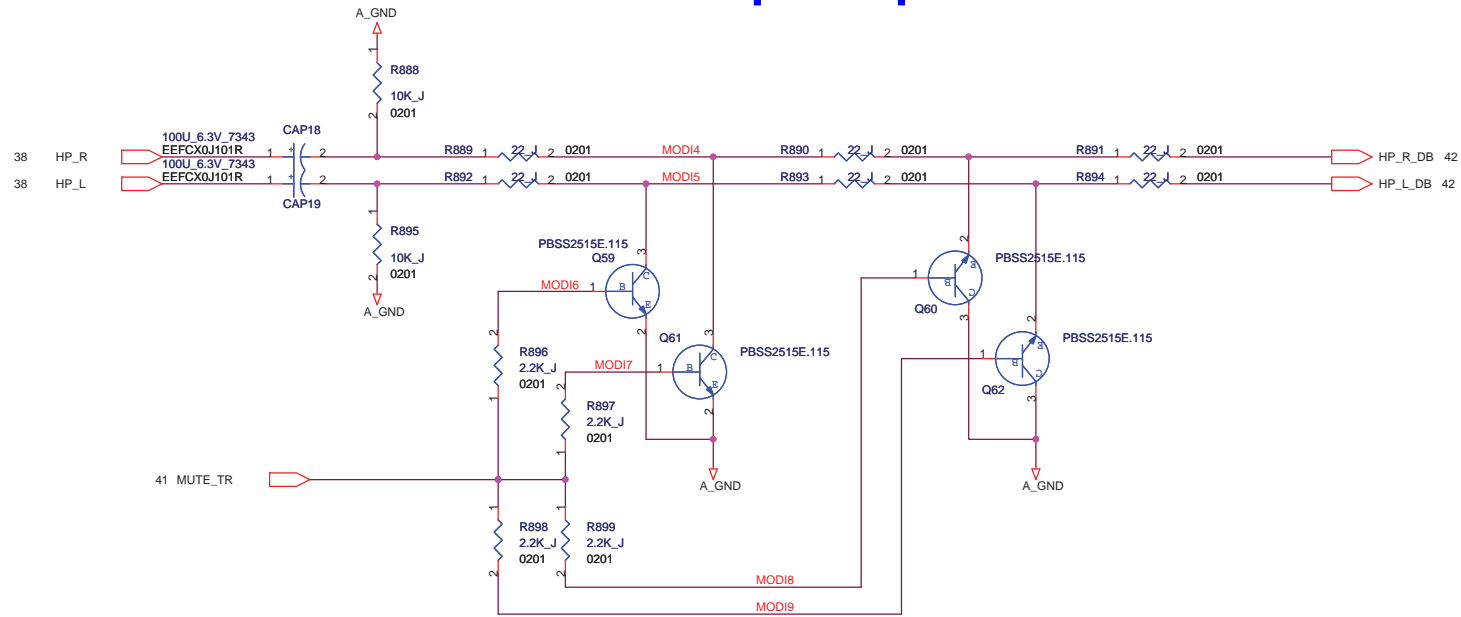


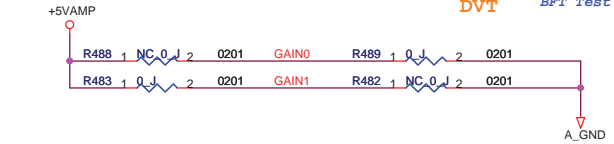
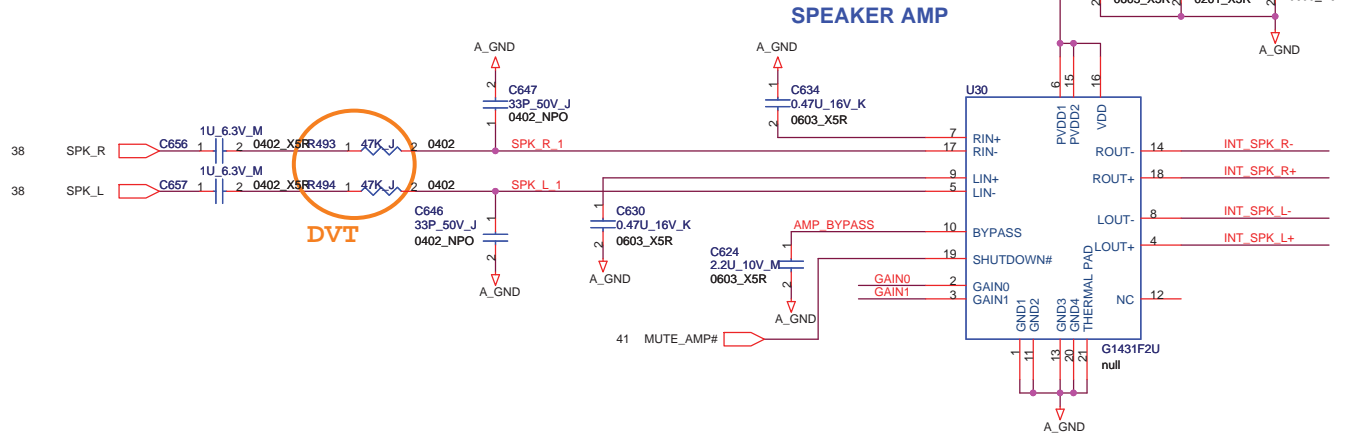

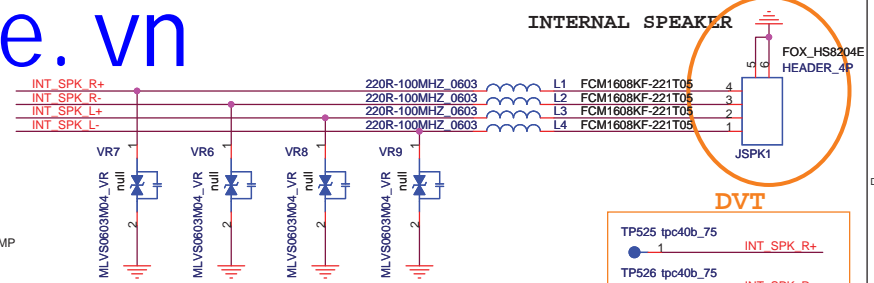
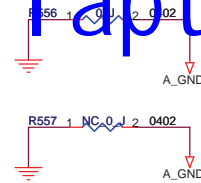
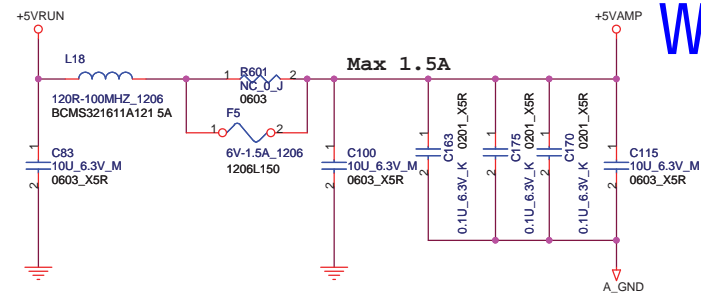




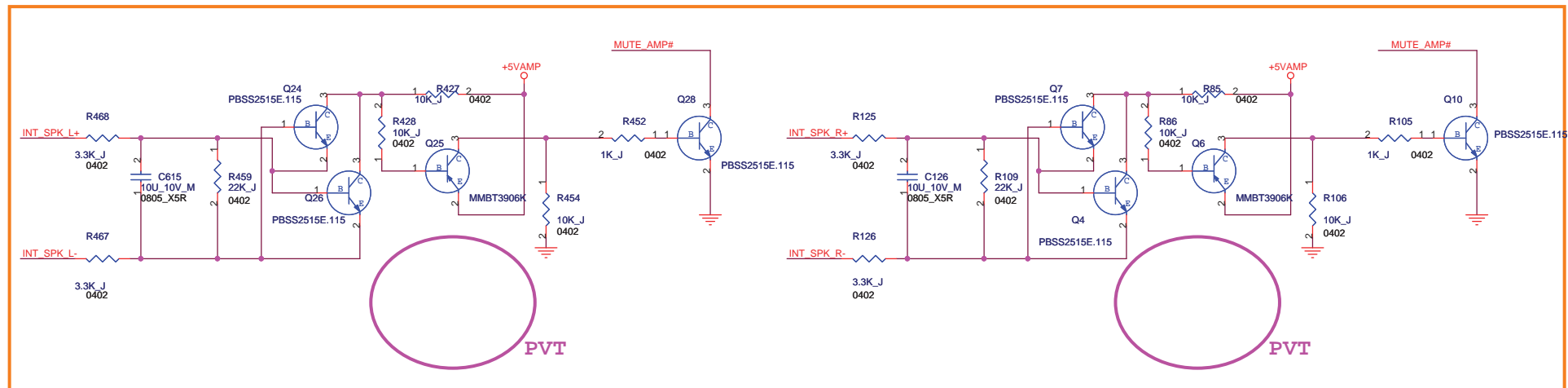
<http://hobi-elektronika.net/>



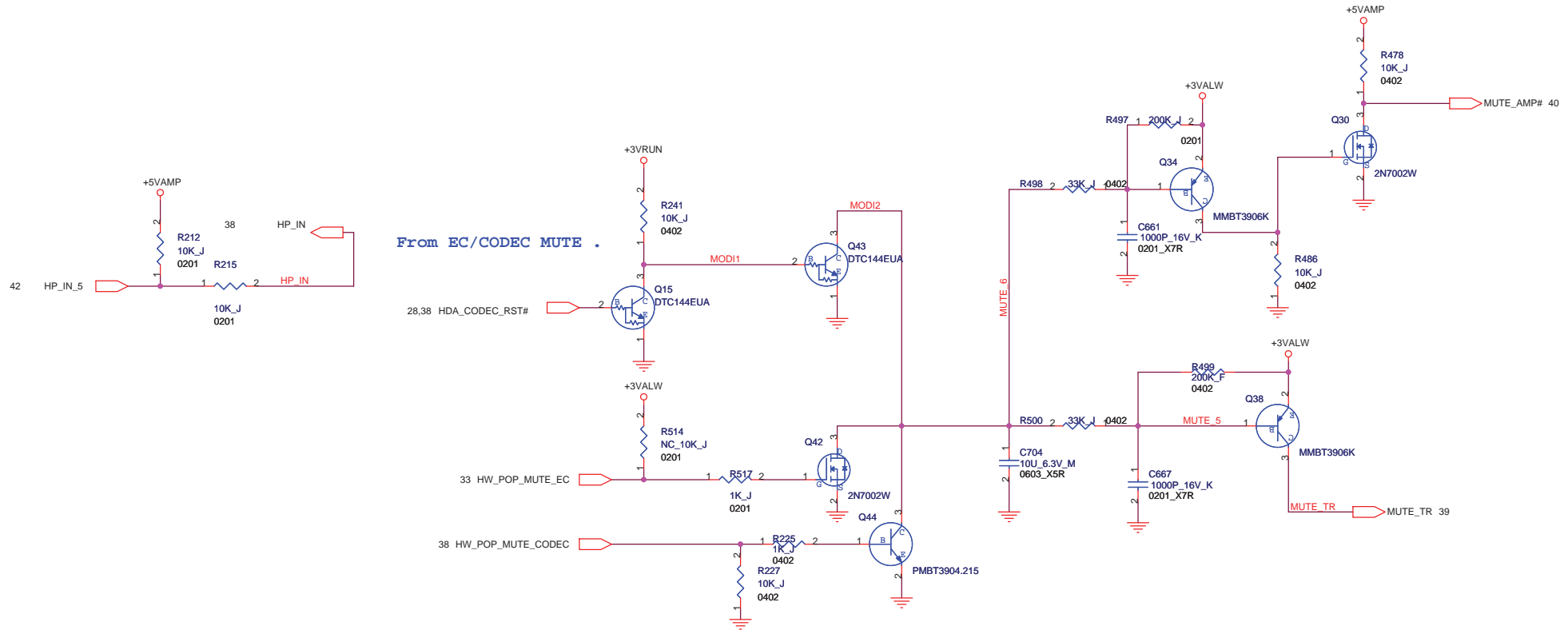


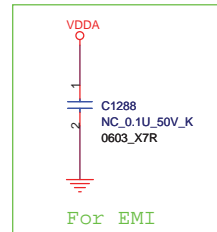
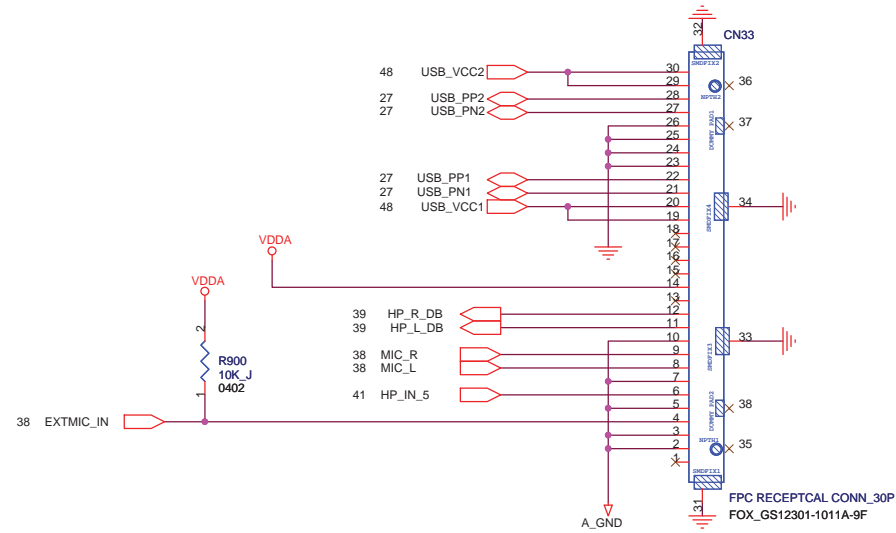


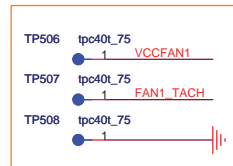
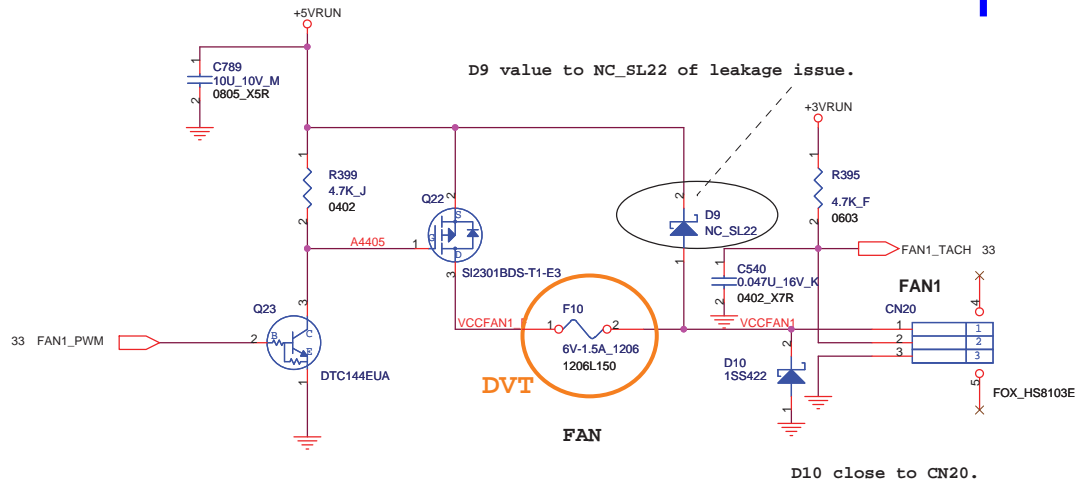
| | GAIN0 | GAIN1 |
|---------|-------|-------|
| 6 dB | 0 | 0 |
| 10 dB | 0 | 1 |
| 15.6 dB | 1 | 0 |
| 21.6 dB | 1 | 1 |



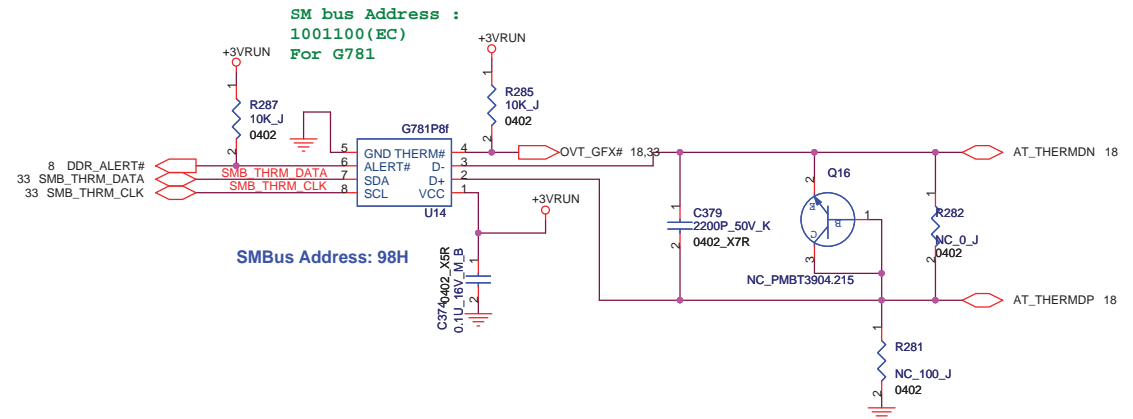
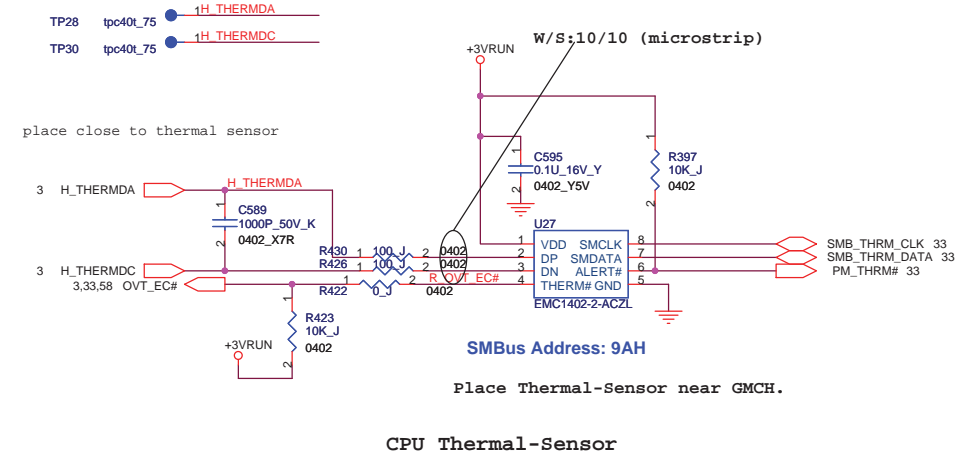
For Mor request, add the speaker cable short protection circuit

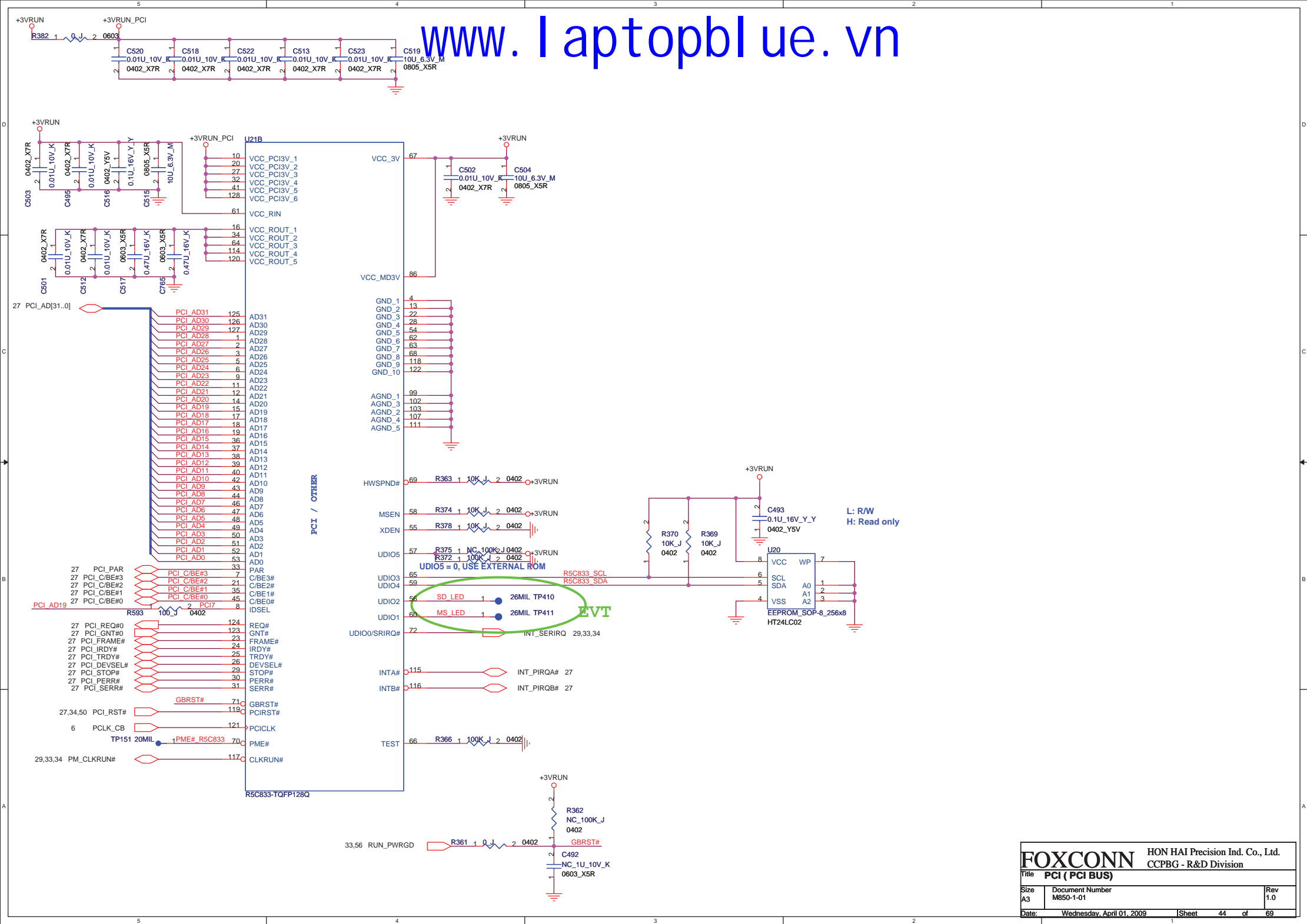


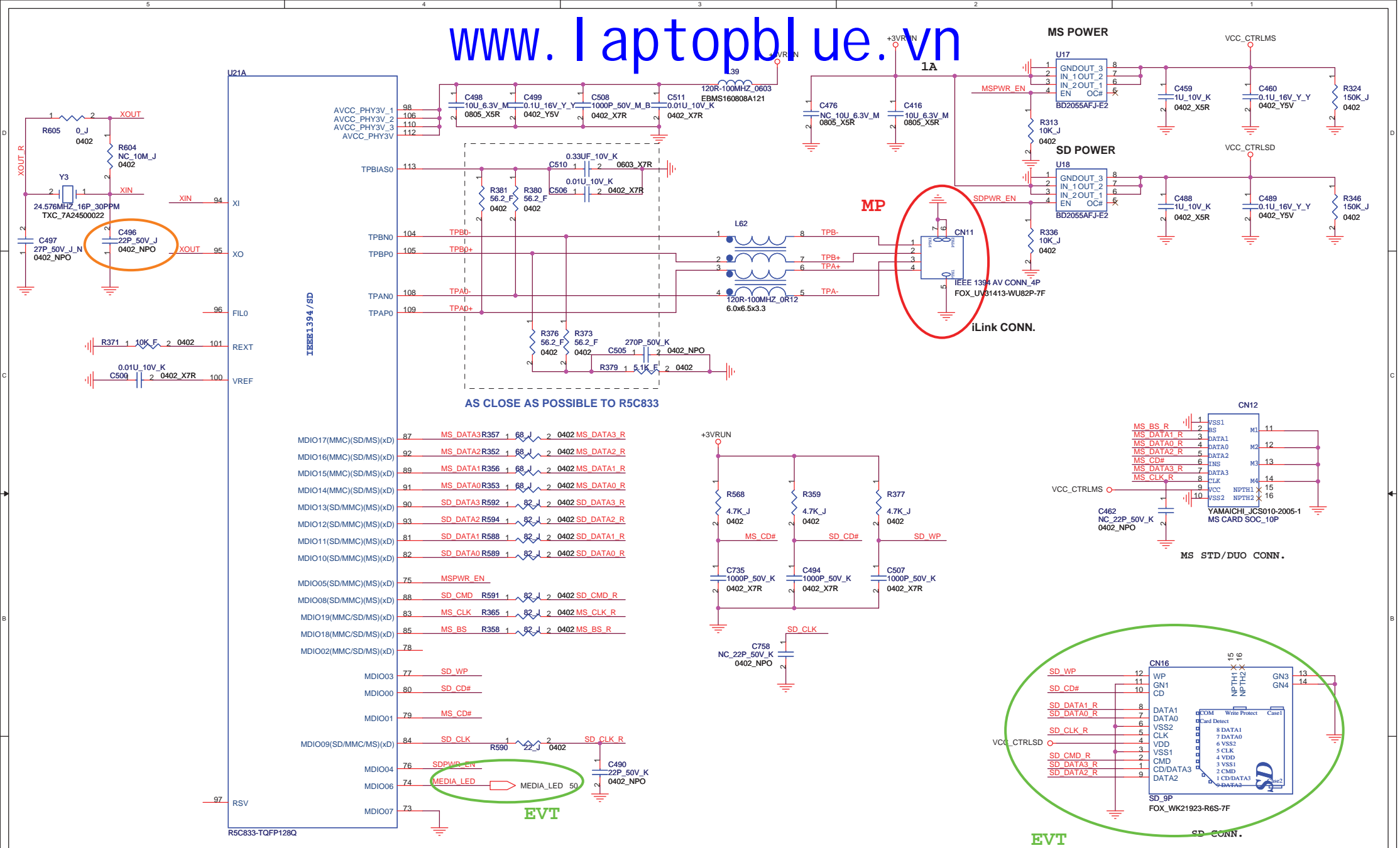


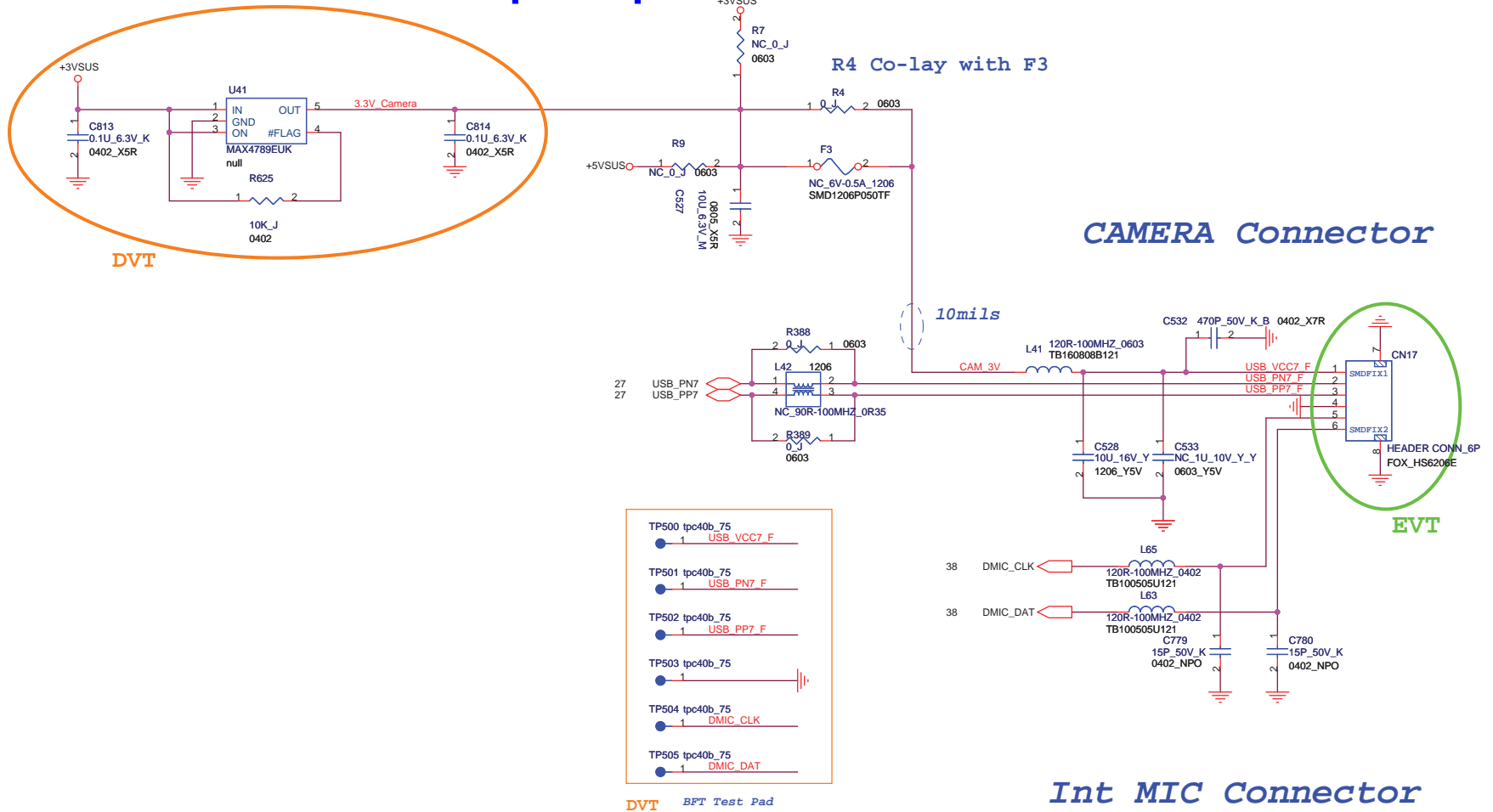


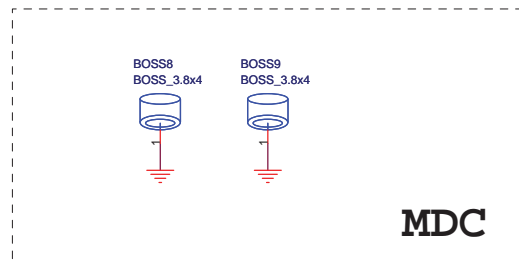
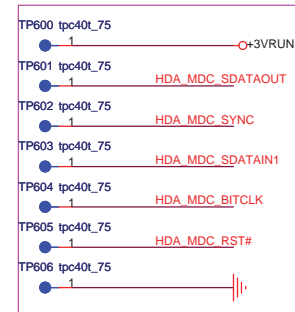
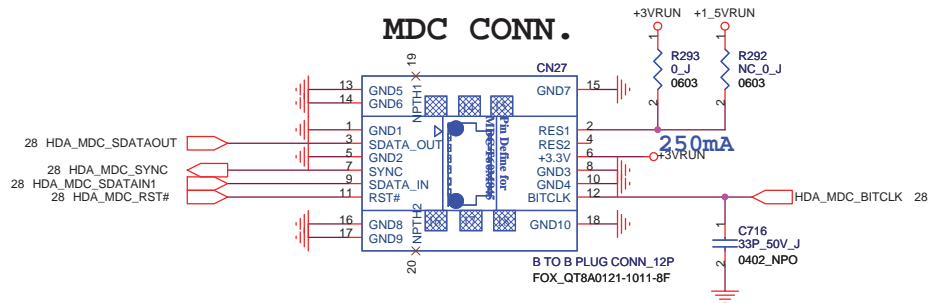
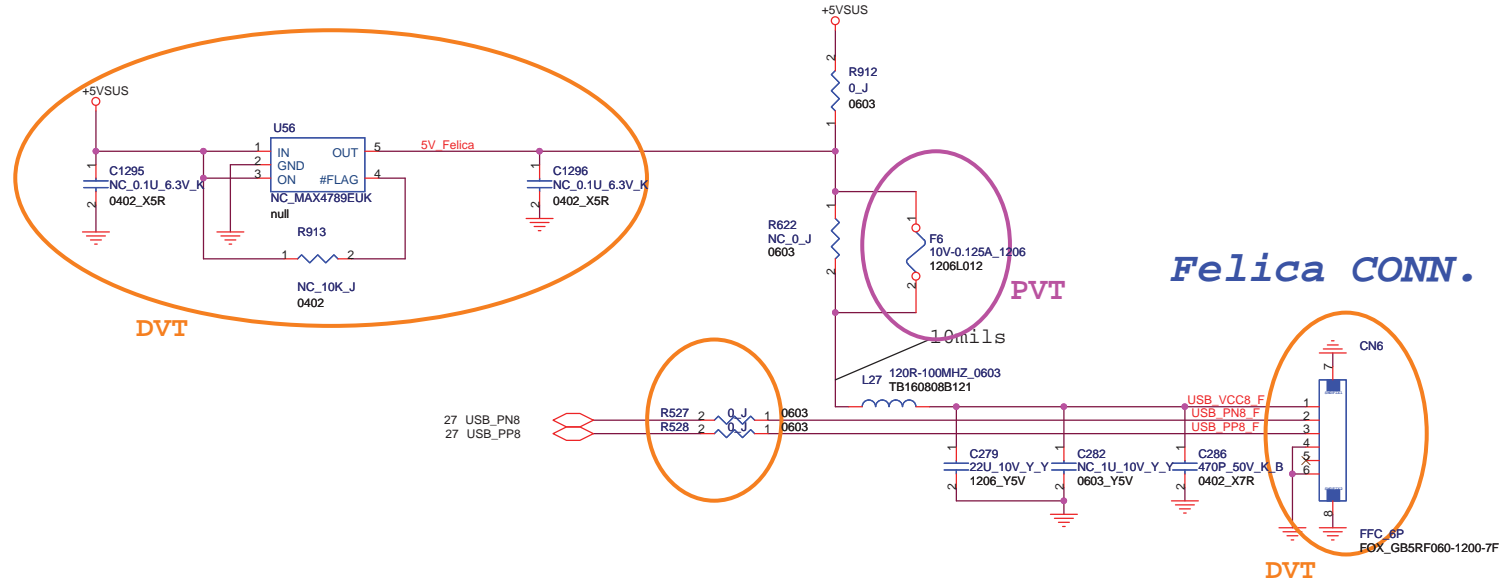
DVT BFT Test Pad







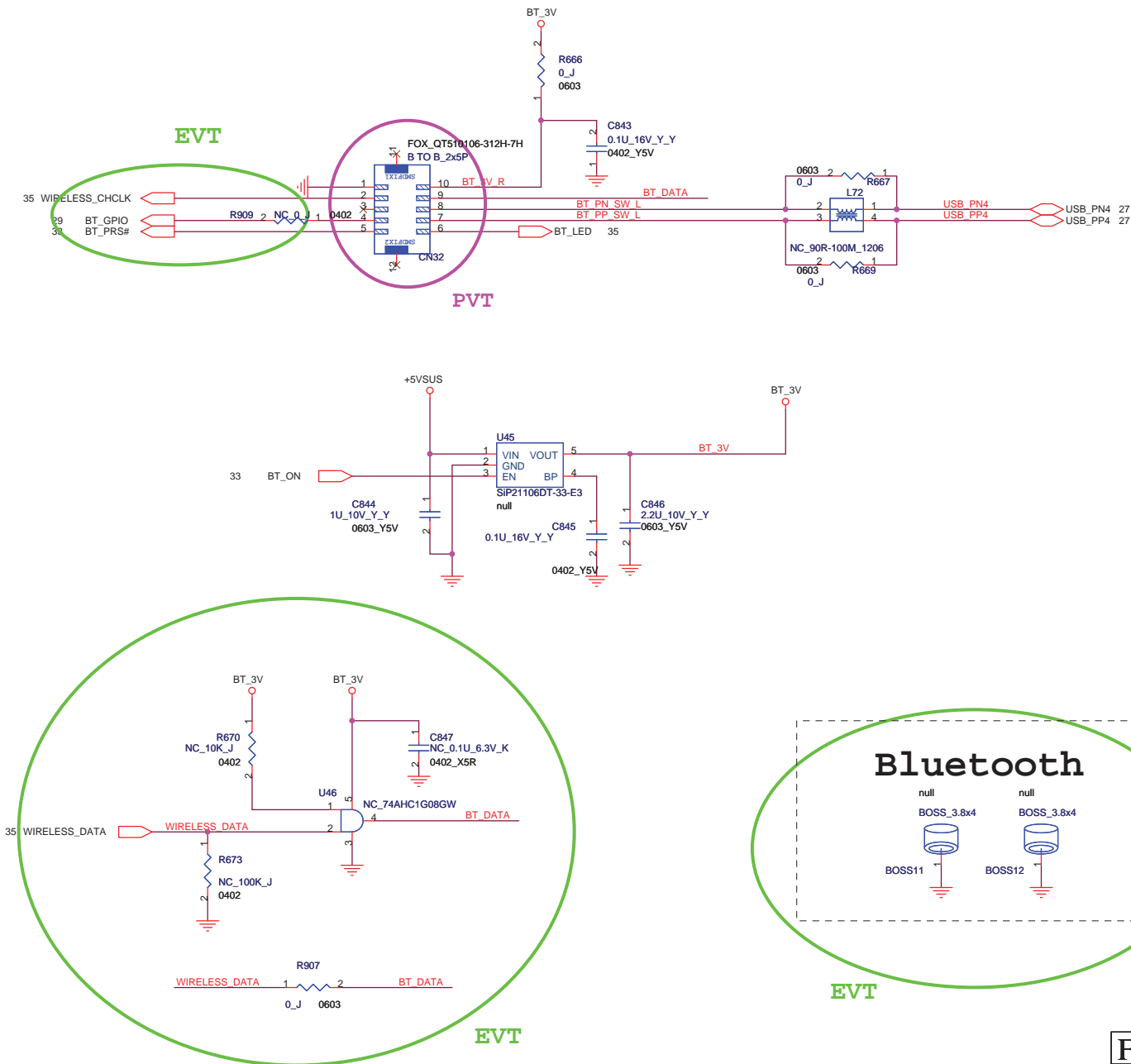


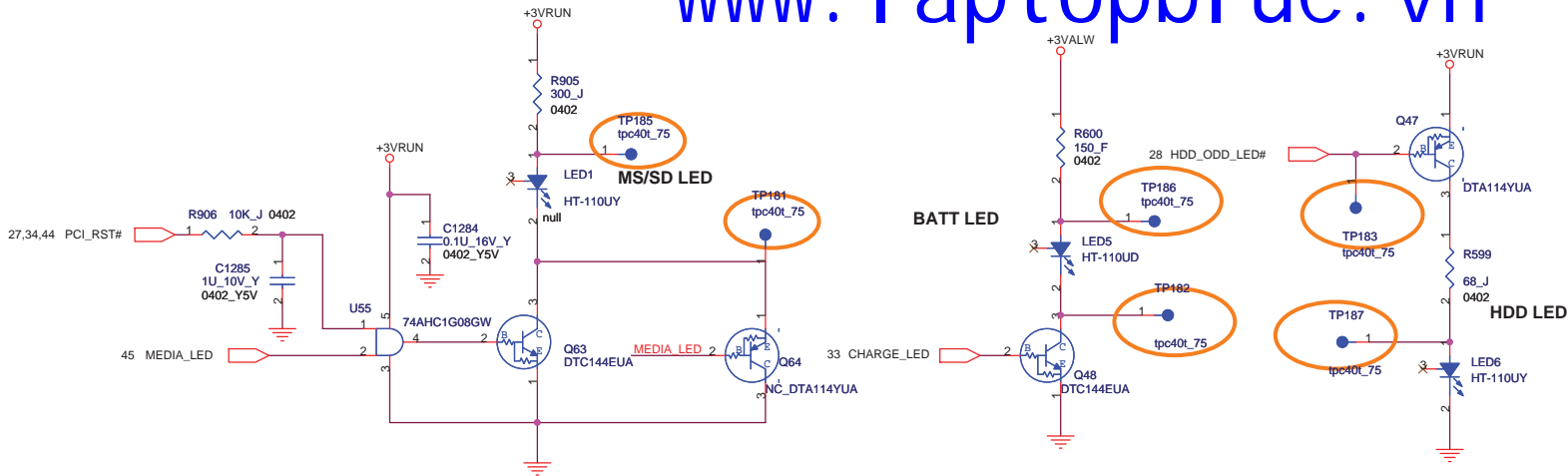




www.laptopblue.vn

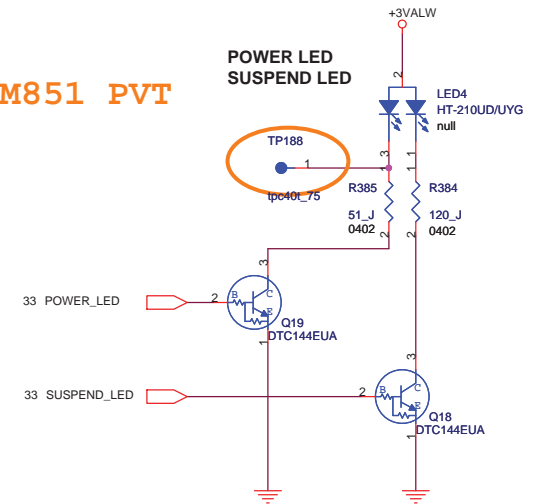
Bluetooth connector





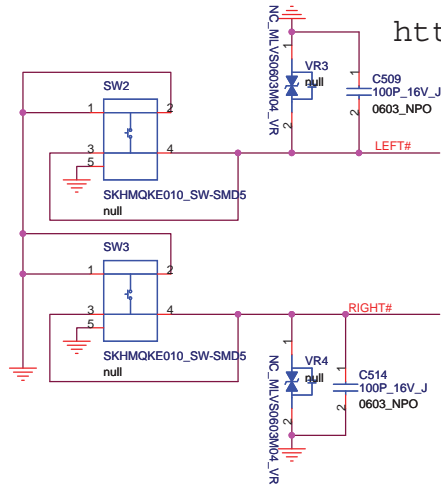
M851 PVT

POWER LED
SUSPEND LED

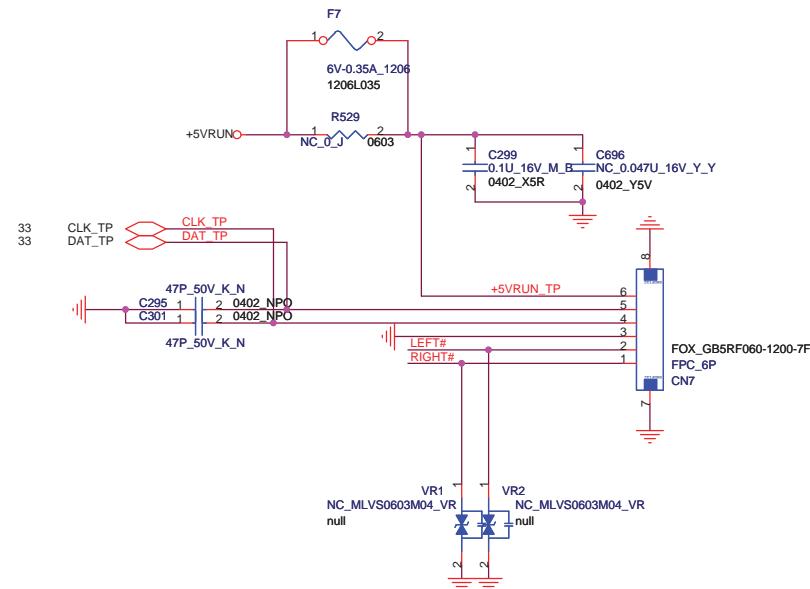


TP_LEFT Button

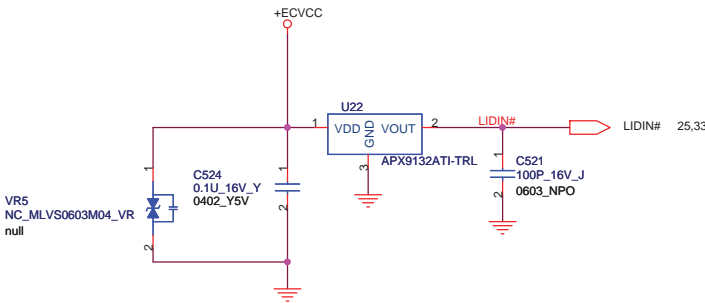
<http://hobi-elektronika.net/>

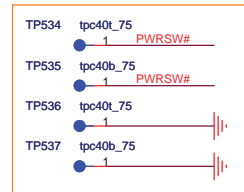
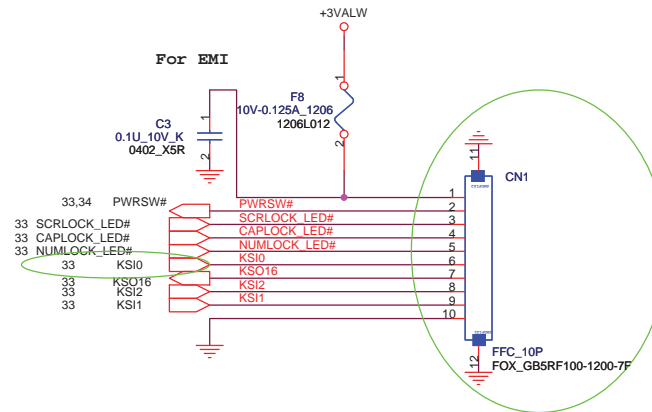


TP_Right Button

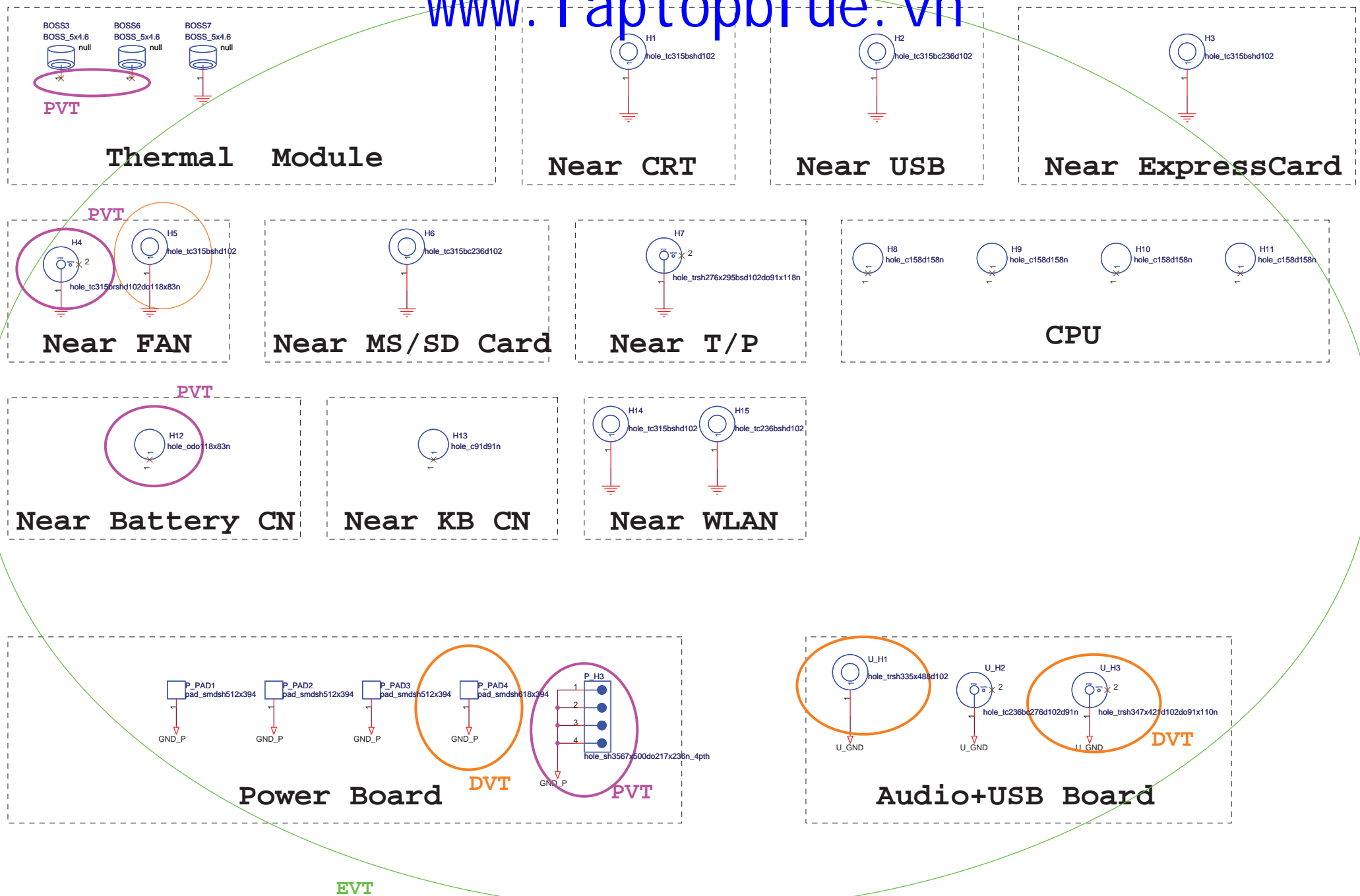


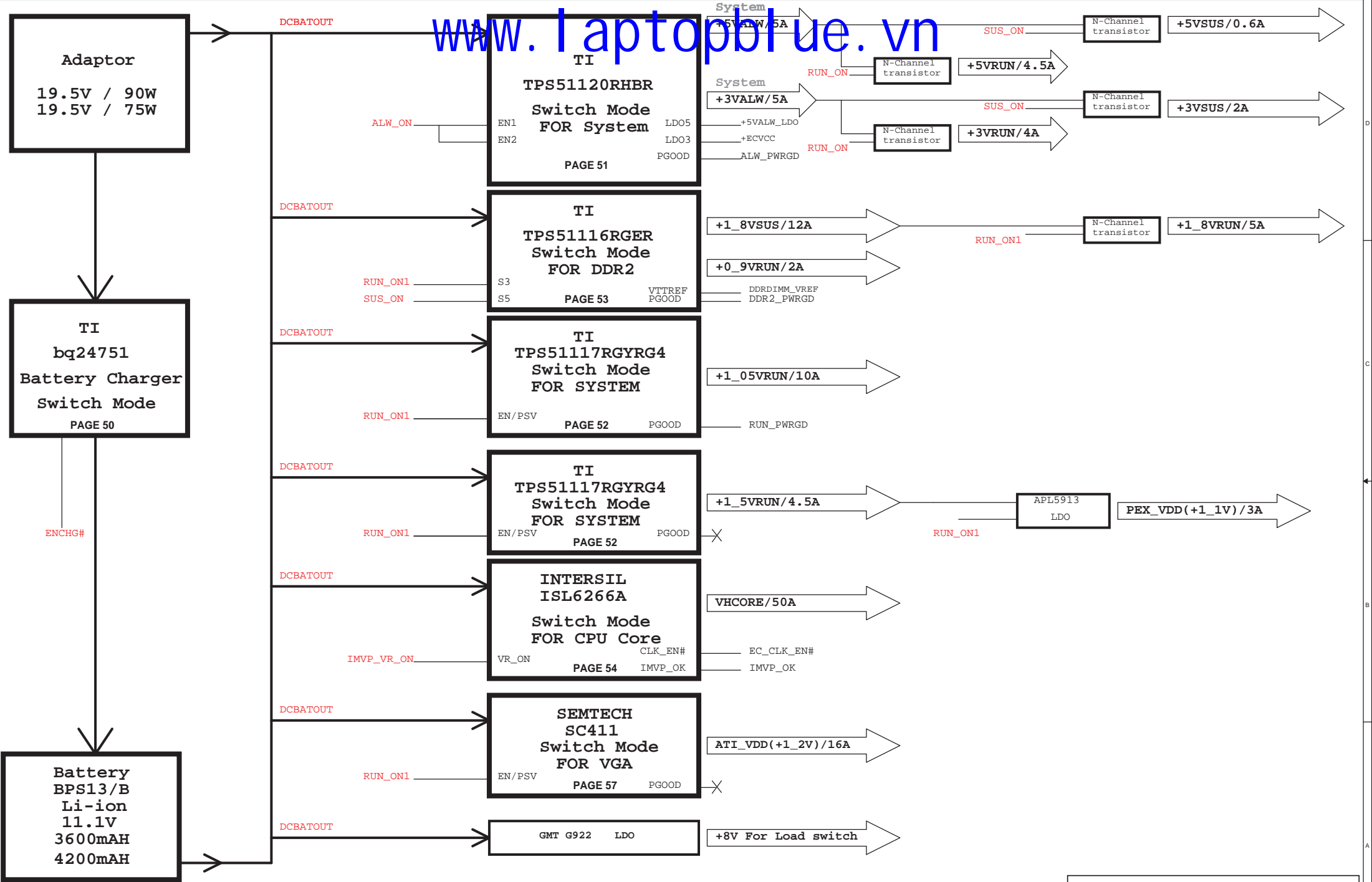
LID Switch

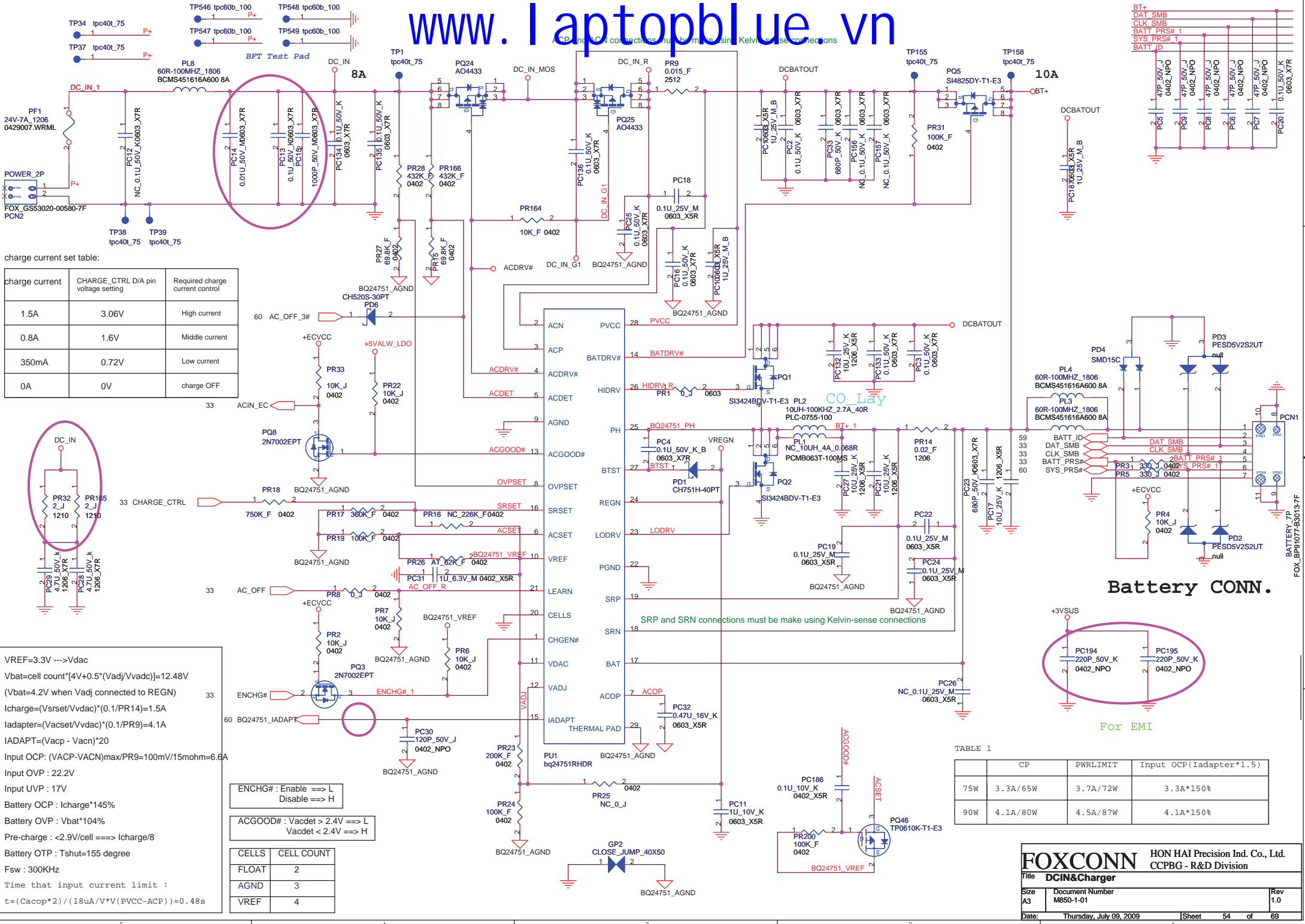


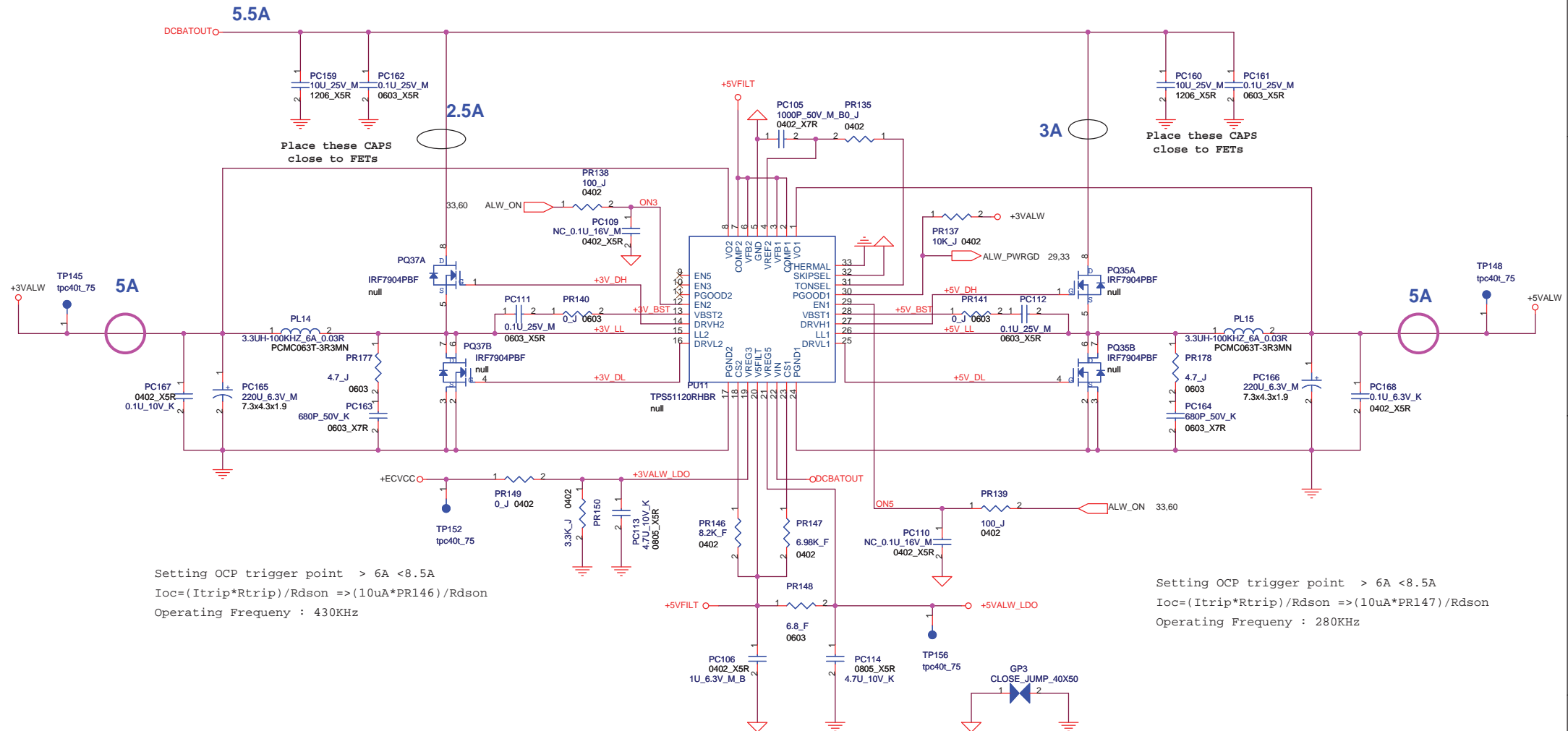


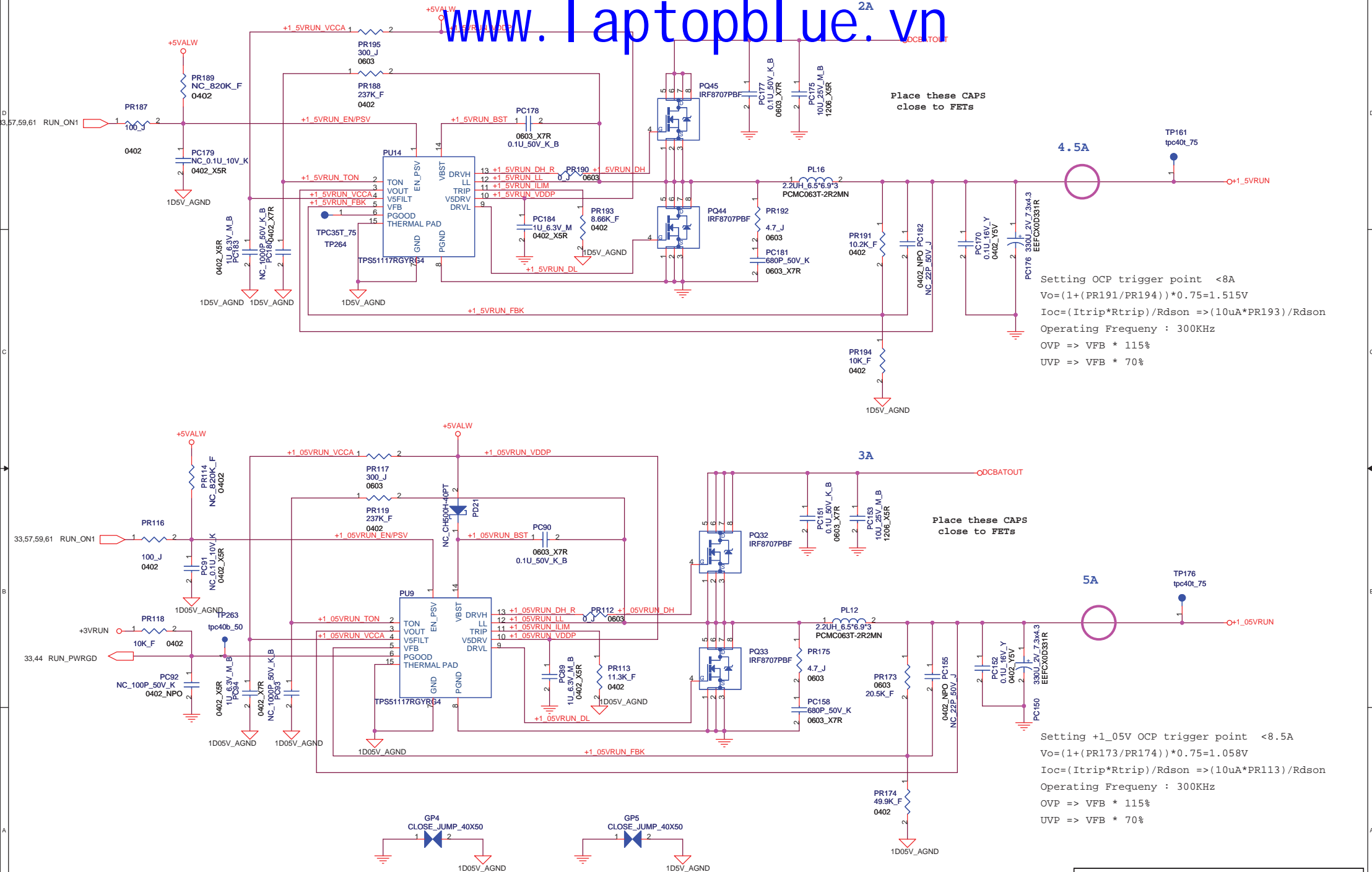
DVT BFT Test Pad

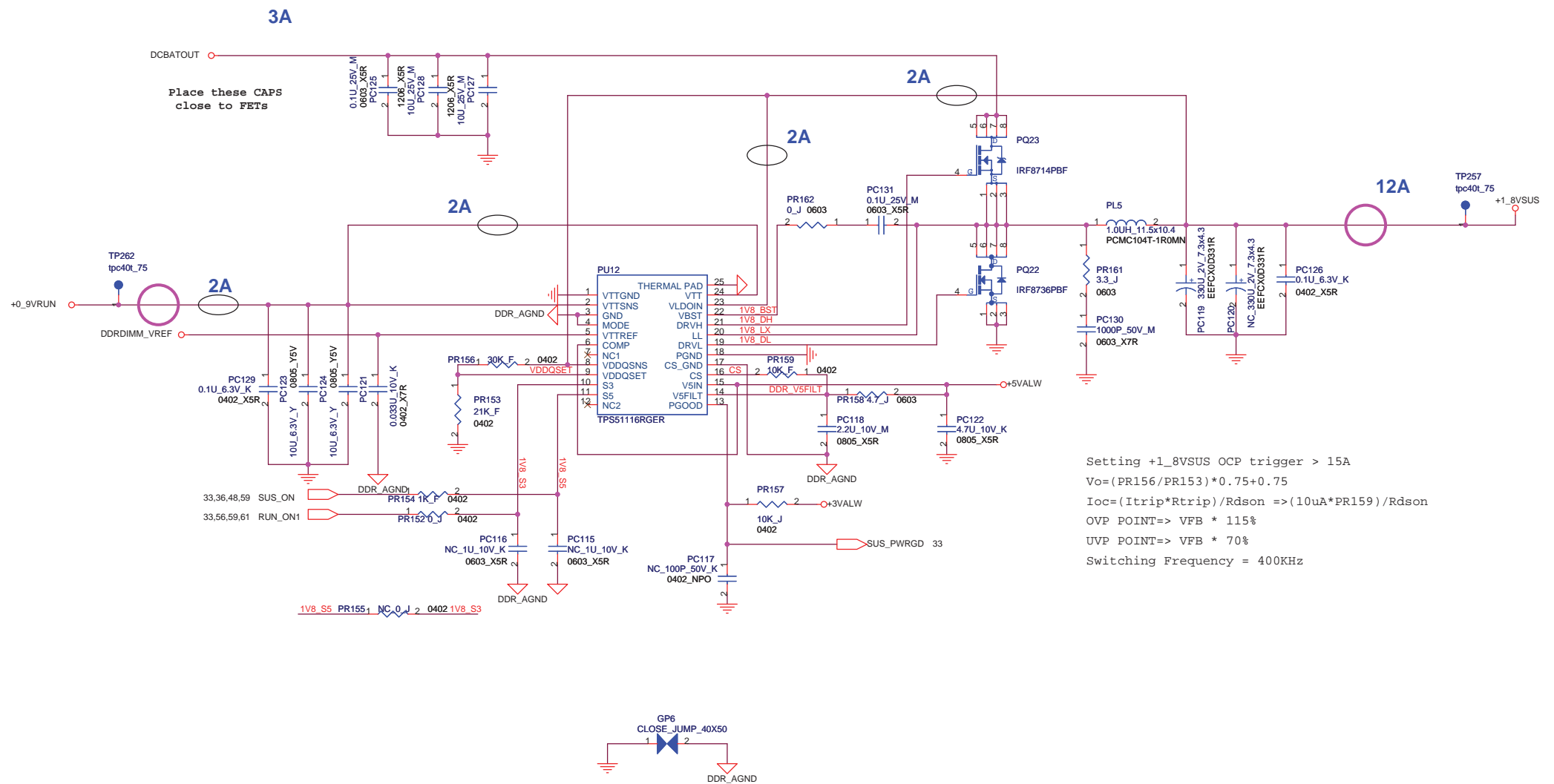





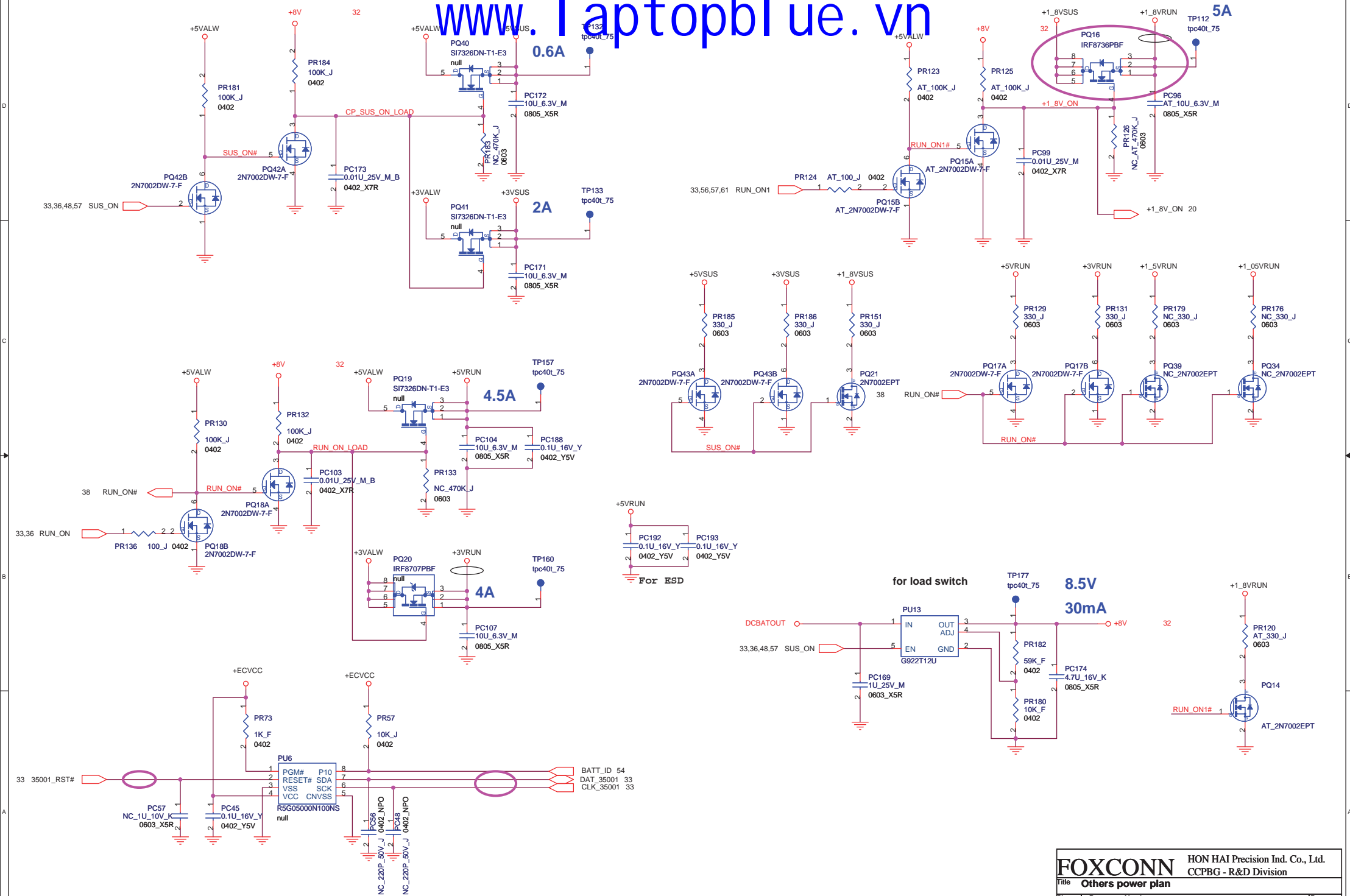


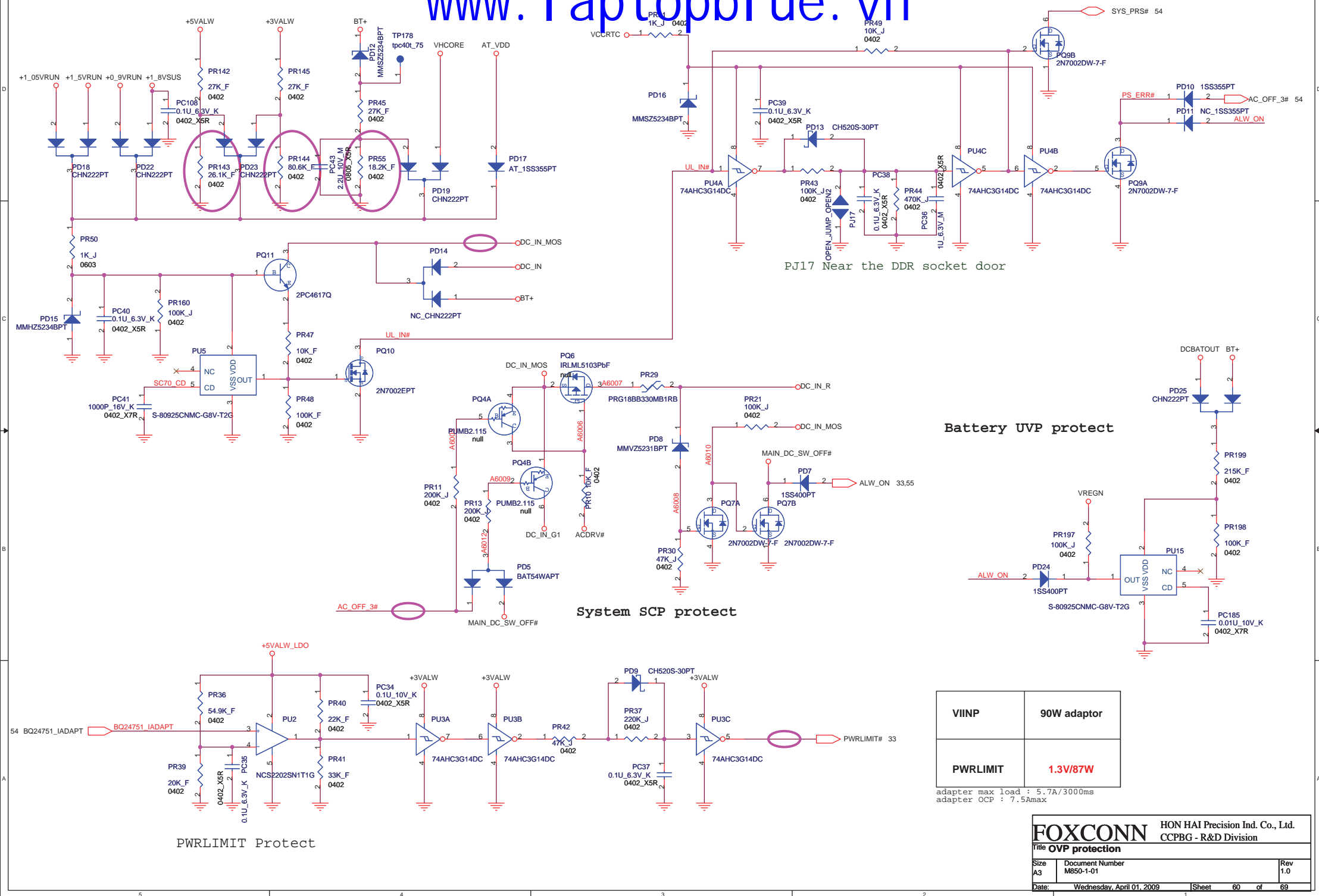












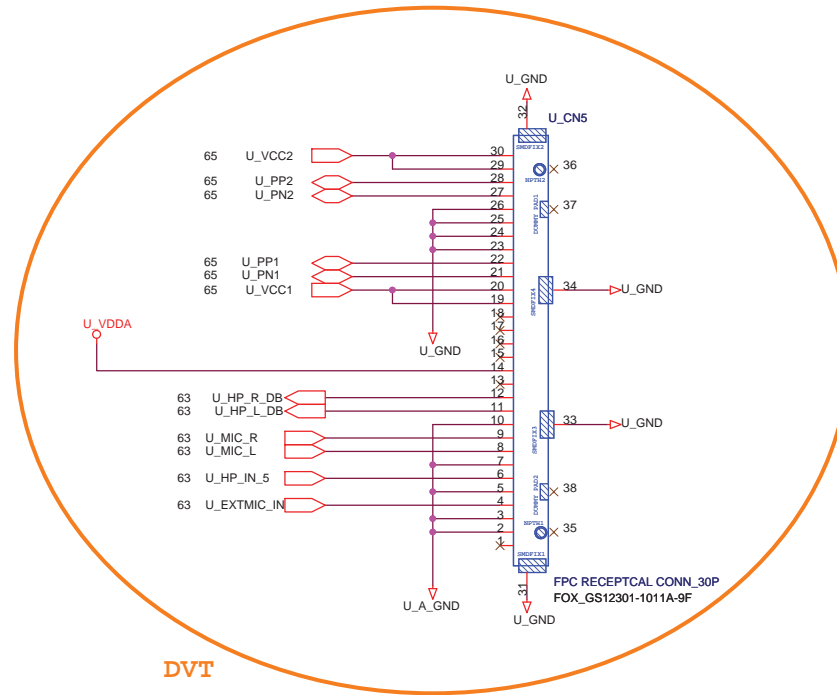
| | |
|----------|-------------|
| VIINP | 90W adaptor |
| PWRLIMIT | 1.3V/87W |

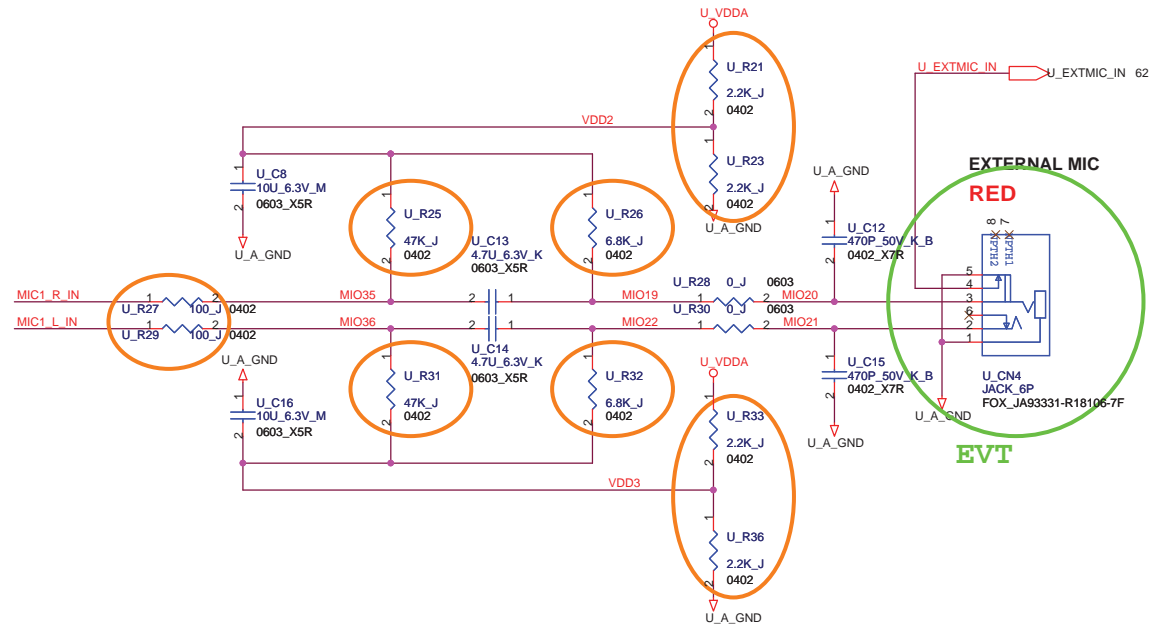
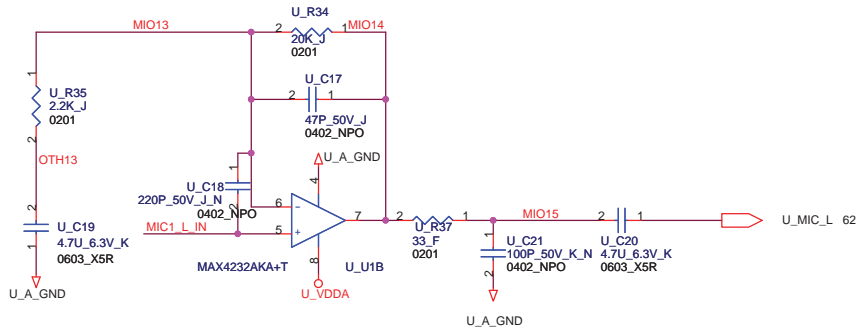
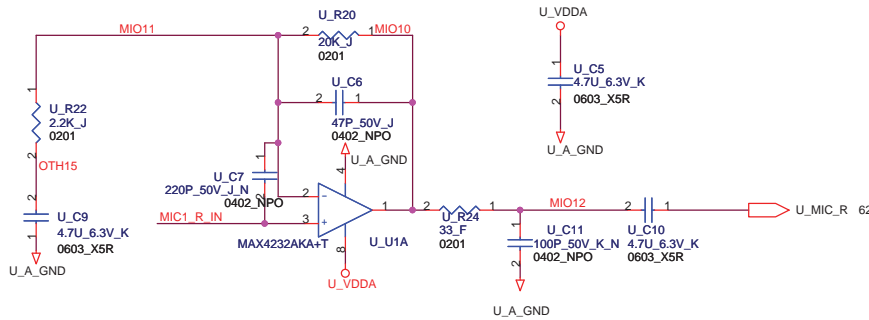
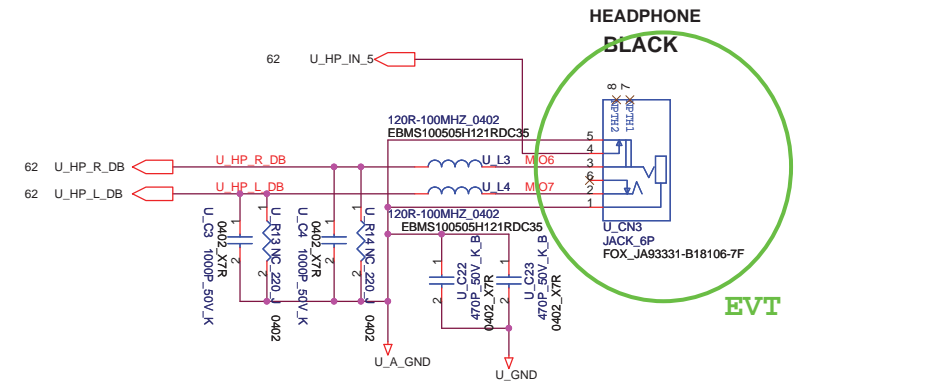
adaptor max load : 5.7A/3000ms
adaptor OCP : 7.5Amax

M92-S2 XT Setting Table

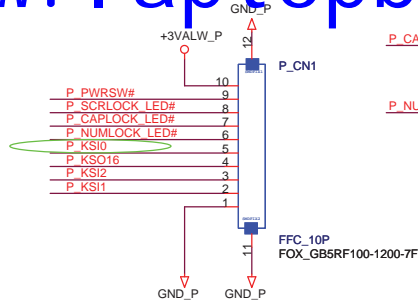
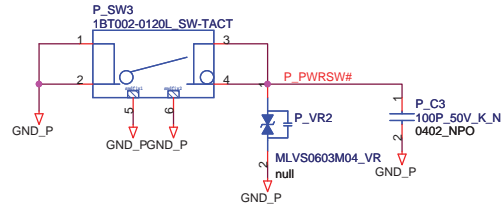
| PWRCNTL_0 | PWRCNTL_1 | GPU Voltage |
|-----------|-----------|-------------|
| 0 | 0 | 0.95V |
| 1 | 0 | 1.2V |

| | |
|---------------|--------|
| Power Control | GPIO |
| PWR_CNTL_0 | GPIO15 |
| PWR_CNTL_1 | GPIO20 |

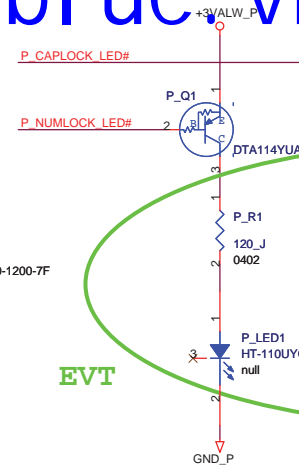




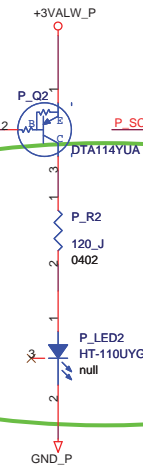
POWER BUTTON



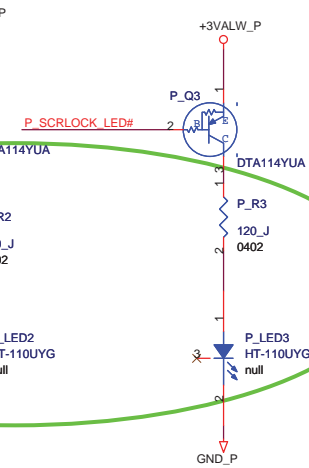
NUM LOCK LED



CAP LED



SCROLL LOCK LED



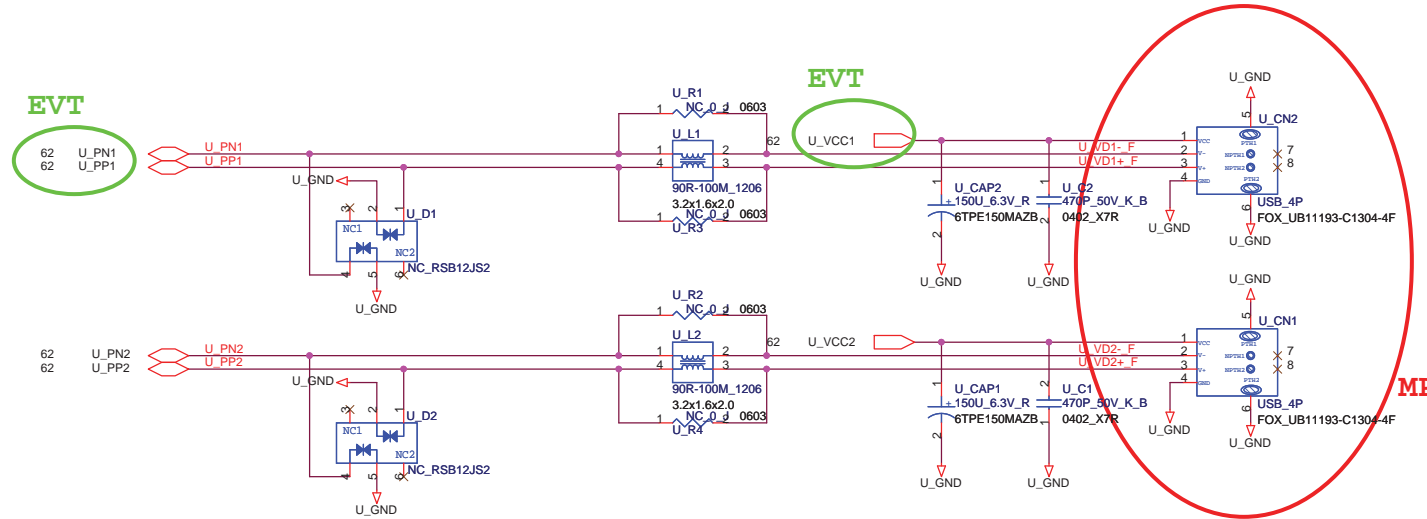
EVT

Instant ON

Mute

Display OFF

EVT



M850 EVT

(2008/08/29)

P.45 Change CN16 from WK21923-S6P-7F to WK21923-R6S-7F for ME request.
P.32 Change CN25 from LN27131-A403-4F to LN21131-F404-9F for ME request.
P.32 Change CN13 from LD2722F-SR6L to LD2722H-S49L for ME request.
P.25 Change CN18 from HT1310F to GS12201-1011-9F for ME request.
P.46 Change CN17 from HS6106E to HS6206E for ME request.
P.37 Change CN22 from HS6108E to HS8208E for ME request.
P.33 Change CN3 from GB21240-0002-7F to 196009-24021 for ME request.
P.49 Change CN32 from QT510106-111H-7F to QT510106-311H-7F for ME request.
P.35 Change SW4 from 1BS007-12120-002-7F to 1BS007-12110-002-7F for ME request.
P.39 Change U_CN4 from JA9333L-R5S7-7F to JA93331-R18106-7F for ME request.
P.39 Change U_CN3 from JA9333L-B5S7-7F to JA93331-B18106-7F for ME request.
P.51 Change U_CN1 and U_CN2 from UB11193-C1314-4F to UB11193-C1308-4F for ME request.
P.52 Add BOSS11 and BOSS12 for ME request.

(2008/08/29)

P.45 Change CN11 form UV31413-GR56P-7F to UV31413-WZ03P-7F for ME request.
P.24 Change CN2 from DZ11A91-MA2SY-4F to DZ11A91-SB281-4F for ME request.
P.26 Change CN31 from QJ5119L-NT03-4F to QJ5119L-NK03-4F for ME request.
P.48 Change CN9 from UB11193-C1314-4F to UB1112C-CA501-7F for ME request.

(2008/09/01)

P.55 Change PR146 from 6.98K_F to 8.2K_F for OCP setting.
P.55 Change PR147 from 6.19K_F to 6.98K_F for OCP setting.
P.56 Change PR193 from 5.49K_F to 8.66K_F for OCP setting.
P.56 Change PR113 from 8.66K_F to 11.3K_F for OCP setting.
P.61 Change PR87 from 6.8K_F to 8.2K_F for OCP setting.
P.61 Change PR99 from 8.2K_F to 6.98K_F for AT_VDD voltage setting to 1.2V.

(2008/09/02)

P.25 Change CN18 from GS12201-1011-9F to GS12301-1011A-9F for support Dual-LVDS.
P.25 Add RP51,RP52,RP53 and RP54 for support Dual-LVDS.

(2008/09/19)

P.35 Delete R611&R612 for MOR's requested
P.35 Add D22 for MOR's requested
P.27,42,48,51 Change external USB port from USBP3N/USBP3P to USBP1N/USBP1P for MOR's requested
P.27,35,36 Change PCIE port from Express Card #2, WLAN #3 to WLAN #2, Express Card #3 for MOR's requested
P.54 Change PCN1 from BP91077-B2013-7F to BP91077-B3013-7F for ME's requested
P.37 Change U4 from 88E8055 to 88E8057 for MOR's requested
P.49 Delete R668,674,672,671 for MOR's requested
P.35 Change C538,C544,C536 to NC for MOR's requested

(2008/09/22)

P.45 Change CN11 from UV31413-WZ03P-7F to UV31413-RU81P-7F for ME's requested

(2008/09/24)

P.48 Change CN9 from UB1112C-CA501-7F to UB1112C-CA207-7F for ME's requested

(2008/09/26)

P.65 [Power board DB button] Add P_SW4,P_C6,P_C7,P_VR4 for add mute button
P.25 [Inverter CONN] Change CN19 from HS6106E to HS6108E for support LED backlight function
P.25 [Panel ID Switch] Change SW1 from HDS404-E to FHDS-04-T-V-T/R for shortage issue

www.laptopblue.vn

(2008/10/02)

P.16 [Express Card] Add R901 R902,R903,R904 for test GMT577 ExpressCard power switch

P.37 [GLAN]Change L5 from NS682403P to LFE9249-R for PUR's suggestion
P.26 [HDMI] Change CN31 from QJ5119L-NK03-4F to QJ5119L-NT03-4F for ME's ID concern

P.52 [Thermal Module Nut] Change BOSS3,BOSS6,BOSS7 form F50M20-501130BS to EMI_F50M20_351130BS for ME's concern

P.21,22 [VRAM] Change U49,U50,U51,U52 from K4J10324QD-HC14 to K4J10324QD-HC12 for support 800MHz

P.50 [TouchPad] Change CN7 from GB5RF120-1200-7F to GB5RF060-1200-7F for change to 6-pin solution

P.60 [OVP protection]Delete PR35 CA_69.8K_F for 8L version unnecessary resister.

P.50 [MS/SD LED] Combine MS/SD LED for MOR's requested

P.65 [Caps/Num/Scroll lock LED] Change from HT-150YG to HT-110UYG for ME's ID concern

P.14 [DDR2] Swap RP13,RP10 pin assignment for layout convenient

P.15 [DDR2] Swap RP33,RP34,RP32,RP28,RP29 pin assignment for layout convenient

P.25 [LVDS] Change L98 from EBMS160808A121(400mA) to HCB1608KF-121T10(1A) for Panel max current is 500mA

(2008/10/06)

P.27 [ICH9] Swap RP46,RP24,RP16 pin assignment for layout convenient
P.50 [TP] Reserved 12pin TP solution in EVT

(2008/10/07)

P.49 [BT]NC U46,R673,R670,C847 and add R907 for BT module has internal protection schematics for BT_DATA pin.

P.35 [WLAN]Change Q49 from FET to transistor for a little cost down.

P.54 [DCIN&Charger]Delete PR34 for 8L version unnecessary resister.

P.52 [HOLE]Update HOLE for ME's requested.

P.11 [Cantiga] Delete R121,R151 for 8L version unnecessary resister.

(2008/10/08)

P.11 [Cantiga]Delete C202,C225 for VCCD_TVDAC can be connected to GND form Intel DG mention.

P.18 [VGA]REFCLK jumper R849.2pin should be connected to R848.1pin side not R848.2pin side. In case if you use REFCLK, It's voltage should be deviced also.

P.18 [VGA]Delete R840,R841,R843 and connect R2B,G2B,B2B to GND directly.

P.24 [CRT]Change DDC 3V pull-up R57,R58 from 2.2k to 3.9k to meet E-DDC spec.

P.25 [LVDS]Add R908 for AT_LCDVCC_EN need 10k pull-down as AMD Check list 8-1 mention.

P.26 [HDMI]Delete R649 for HDMI DDC need back drive protection so cannot use R649.

P.26 [HDMI]Delete D21 and R652 for if using diode, HDMI_+5VRUN voltage cannot meet spec. And HDMI_+5VRUN need back drive protection.

P.25 [LVDS]Change R393 from 10k to 100k to meet desing guide.

| FOXCONN | | | HON HAI Precision Ind. Co., Ltd. |
|-------------|-----------------------------|-------|----------------------------------|
| Title | | | CCPBG - R&D Division |
| History (1) | | | |
| Size | Document Number | Rev | |
| A3 | M850-1-01 | 1.0 | |
| Date: | Thursday, February 26, 2009 | Sheet | 66 of 69 |

M850 EVT

(2008/10/09)

P.21 [VRAM]Change R770,R771 from 82.5ohm to 120ohm for AMD suggestion
P.33,51,64 [Button]Delte KSO15 and add KSI0 control signal for SW request
P.49 [BT]Add R909(NC) for new BT module reserved
P.11 [Cantiga>Delete R116 for useless
P.33 [EC]Change R477,R437 to mount and R479,R436 to NC for H model ID change to "10"
P.25 [LVDS]Change back R393 from 100k to 10k to meet AMD check list 8-8.

(2008/10/10)

P.62 [Audio+USB CONN]Swap pin assignment for cable routing smooth.
P.03 [Penryn]Add C1287(NC) for EMI verification.
P.33 [EC]Add R910~R933 for EMI verification.
P.51 [Power Board CONN]Add C1288~C1295(NC) for EMI verification.
P.17 [VGA>Delete R817,R818 for GPIO9 is VGA_DIS strap.

(2008/10/11)

P.52 [HOLE]Update all holes for ME's requested

(2008/10/13)

P.33 [EC>Delete R910~R933 for layout space not enough
P.51 [Power Board CONN>Delete C1288~C1295 for layout space not enough.
P.48 [USB]Change CN9 from UB1112C-CA207-7F to UB11123-CA301-7F for ME's concerned.
P.54 [DCIN&Charger]Add PC194,PC195(NC) for EMI verification

(2008/10/14)

P.52 [HOLE>Delete H16,H17,H18 for ME's requested.
P.17 [VGA]Add R910,R911 for AMD confirm pin DVPPDATA_22 and DVPPDATA_23 function
P.29 [ICH9>Delete R301 for needless
P.48 [USB]Change CN9 from UB11123-CA301-7F to UB111M3-CA4S4-7F for ME's requested

(2008/10/15)

P.16 [VGA]Change R849 from 0ohm to 100ohm and Net for R861.1&R860.1 changed to R_AT_XTALIN for MOR's comment
P.42 [Audio]Add C1288(NC) for EMI verification

(2008/10/16)

P.50 [T/P]Reverse CONN for ME's requested

M850 DVT

(2008/11/13)

P.40 [Audio]Reverse JSPK1 pin definiens for ME's cable routing concern
P.62 [Audio+USB DB]Reverse U_CN5 pin definiens for ME's cable routing concern
P.47 [Felica]Reverse CN6 pin definiens for ME's cable routing concern
P.50 [T/P]Reverse CN7 pin definiens for ME's cable routing concern
P.18 [VGA]Connect U53.T11&R11 to GND for ATI updated
P.17 [VGA]Change R815,R814 to NC and R910 to mount for ATI DVPPDATA[23,22] failure issue

(2008/11/15)

P.50 [T/P>Delete CN34,R530,R531 for cancel 12pin T/P solution

(2008/11/17)

P.26 [HDMI]Change CN31 from QJ5119L-NT03-4F to QJ1119L-NT03-4F(Dip type) for CONN issue

www.laptopblue.vn

(2008/11/19)

P.16 [HDMI]Swap RP47 and RP49 for layout convenient
P.52 [HOLE]Change U_H3 size for ME's requested
P.52 [HOLE>Delete P_PAD5 and add P_H3 for ME's requested
P.52 [HOLE]Change P_PAD4 size for ME's requested
P.52 [HOLE>Delete P_H1 and P_H2 for ME's requested

(2008/11/24)

P.55 [SYS Power (+3_3V/+5V)] Add test point TP152, TP156
P.56 [SYS Power(+1_5V/+1_05V))] Add test point TP161, TP176
P.58 [CPU_Vcore---ISL6266A] Add test point TP179
P.59 [Others power plane] Add test point TP132, TP133, TP157, TP160, TP177
P.60 [OVP protection] Add test point TP178

(2008/12/01)

P.54 [DCIN&Charger] Add test point TP34, TP37, TP38, TP39
P.54 [DCIN&Charger] Change PQ5 from AO4433 to SI4825DY-T1-E3 for EMI Issue
P.58 [CPU_Vcore---ISL6266A] Add PJ11 for power test

(2008/12/02)

P.62 Change U_CN5 pin33 and Pin34 to connect U_GND
P.06 [Clock Gen] Change test point type of TP153,TP154 for L6 requested
P.63 [Audio]Change U_R21,U_R23,U_R33,U_R36,U_R27,U_R29,U_R25,U_R26,U_R31 and U_R32 from 0201 to 0402 for L6 requested
P.33 [EC,LVDS] Add LED_OFF#(GPIO04) signal to U6.1 and U23.1 for Display Off issue.
P.25 [LVDS] Change SW1 from 8pin to 12pin for add Instant ON function

(2008/12/04)

P.50 [T/P Buttom] Change SW2 and SW3 from 1BT001-1420L-001(160g) to 1BT001-1410L-001(100g) for ME's requested
P.26 [HDMI] Swap RP47 and RP49 for layout convenience

(2008/12/05)

P.52 [HOLE] Change U_H3 from 1X-HOLE000-0935 to 1X-HOLE000-0959 for ME's requested
P.52 [HOLE] Change U_H1 from 1X-HOLE000-0905 to 1X-HOLE000-0958 for ME's requested
P.52 [HOLE] Change P_H3 from 1X-HOLE000-0936 to 1X-HOLE000-0960 for ME's requested

(2008/12/10)

P.33,34,37,40,43,46,51,54 [Test Pad] Add TP500~TP549 for BFT test pad
P.54 [DCIN] Delete PL6 for safety concern
P.37 [GLAN]NC R24,R25,U3,C16 and mount R616 for using M8057 internal EEPROM.
P.17 [VGA]Update VRAM strp for add Hynix VRAM
P.33 [EC]Add TP550,TP551 for detect D17 reverse from L6's suggestion
P.48 [USB]Add TP552~TP554 for detect USB power switch leakage from L6's suggestion

(2008/12/12)

P.59 [Other power plane]Change PQ40,PQ41 from SI2316DS-T1-E3 to SI7326DN-T1-E3 for overload test issue.
P.26 [HDMI]Change R647 and R646 to 3.9k ohm for meet E-DDC spec.
P.49 [BT]Change CN32 from QT510106-311H-7F to QT510106-312H-7F for ME's requested.

| | | | |
|--------------------------|------------------------------|--|----------------|
| FOXCONN | | HON HAI Precision Ind. Co., Ltd. CCPBG - R&D Division | |
| Title History (1) | | | |
| Size A3 | Document Number M850-1-01 | | Rev 1.0 |
| Date: | Thursday, February 26, 2009 | | Sheet 67 of 69 |

M850 DVT

(2008/12/15)

- P.54 [DCIN&Charger] Change PC194, PC195 from NC_0.1U_50V_K 0603 to 220P_50V_K 0603 for EMI request
- P.61 [VGA Power] Change PR99 from 6.98K_F 0402 to 11K_F 0402 for AMD M92 Power-Play function
- P.61 [VGA Power] Change PR110 from NC_49.9K_F 0402 to 19.6K_F 0402 for AMD M92 Power-Play function
- P.61 [VGA Power] Change PQ12 from NC to mount for AMD M92 Power-Play function
- P.61 [VGA Power] Change PC85 from NC to mount for AMD M92 Power-Play function
- P.61 [VGA Power] Change PR103 from 0_J 0402 to 1K_J 0402 for AMD M92 Power-Play function

(2008/12/18)

- P.54 [DCIN&Charger] Change PC28, PC29 from 4.7U_25V_K 0805 to 4.7U_50V_K 1206 for reducing DC_IN inrush voltage.
- P.54 [DCIN&Charger] Parallel PR32 and PR165 for reducing DC_IN inrush voltage.
- P.54 [DCIN&Charger] Change PL1 from SPD8D43PT100M to PCMB063T-100MS for 2nd source implement.
- P.50 [LED] Change R385 from 33ohm to 51ohm for LED brightness issue

(2008/12/19)

- P.60 [OVP Protection] Add PR160 100K_J 0402 for MOR request.
- P.46 [CAM]Change U41 to MAX4789EUK and delete C815,C816,R626 for VEDS current limit requested.
- P.43 [FAN]Add F10 for prevent FAN sorot issue of MOR requested
- P.24 [CRT]Change R418 and R424 from 22ohm to 33ohm for improve VEDS AGRB issue.
- P.24 [CRT]Change CN2 from DZ11A91-SB281-4F to DZ11A91-SB2SN-4F for ME's requested.

(2008/12/20)

- P14,15 [DDR2]Add C1289,C1290,C1291,C1292,C1293,C1294 (NC) for EMI concern and MOR requested
- P.50 [TP]Change F7 from 0.5A to 0.35A for MOR's requested
- P.47 [Felica]Change F6 from 0.5A to 0.35A for MOR's requested
- P.47 [Felica]Add U56,C1295,C1296,R913 (NC) and R912 for reserve power switch for MOR's requested
- P.40 [Audio]Change R493,R494 from 1k to 47k for Pi-Pi noise issue

(2008/12/22)

- P.35 [Half Mini Card]Add R914 for RF team test VEDS,MP will delete it.
- P.54 [DCIN&Charger]Change TP546~TP549 from 40mil to 60mil for BFT side requested.
- P.23,33 [EC]Change signal name "LED_OFF#" to "LCD_OFF#" for MOR's suggestion.
- P.60 [OVP]Change PC41 from 0.01uF to 1nF for Power_Abnormal_Conditions issue.
- P.47 [Felica]Delete L60 for needless and SMT requested
- P.48 [USB]Delete L61 for needless and SMT requested

(2008/12/23)

- P.37 [Marvell GLAN]Delete TP538~TP545 for layout space concern
- P.45 [PCI]Change C496 from 27p to 22p for improve crytal accuracy
- P.29 [ICH9]Change footprint of D8 for SMT requested
- P.30 [ICH9]Change footprint of D14 for SMT requested

(2008/12/24)

- P.52 [HOLE]Change H5 from 1X-HOLE000-0925 to 1X-HOLE000-0913 for ME's requested

M850 DVT

(2008/12/26)

- P.33 [EC] Add R915 for updating Instand On function.

(2009/02/09)

- P.50 [T/P]Update the connection of SW2 and SW3 to correct T/P function
- P.35 [WLAN]Update the connection of WLAN Switch to meet ME's requested

(2009/02/10)

- P.54 [DCIN&Charger] Change PR32, PR165 from 1_J 1210 to 2_J 1210 for reducing DC_IN inrush voltage.
- P.54 [DCIN&Charger] Change PC194, PC195 from 220P_50V_K 0603_NPO to 220P_50V_K 0402_NPO for PUR convenient.
- P.54 [DCIN&Charger] Delete PR12 for unnecessary.
- P.55 [SYS Power(+3_3V/+5V)] Delete PJ1, PJ2 for unnecessary.
- P.56 [SYS Power(+1_5V/+1_05V)] Delete PJ3, PJ4 for unnecessary.
- P.57 [DDR2 Power(+1_8V/+0_9V)] Delete PJ5, PJ8 for unnecessary.
- P.58 [CPU_Vcore---ISL6266A] Delete PR20, PR38, PR46, PR65, PJ11 for unnecessary.
- P.58 [CPU_Vcore---ISL6266A] Change PC145 from MATSUSHITA, EEEFK1E101XP to CHEMI-CON, EMVE250ADA101MF80G for MOR request.
- P.59 [Others power plane] Delete PR72, PR77, PR89 for unnecessary.
- P.60 [OVP protection] Delete PR97, PR105, PR108 for unnecessary.
- P.61 [VGA Power(ATI VDD)] Delete PJ7, PJ9, PJ10 for unnecessary.

(2009/02/13)

- P.29 [ICH9]Change R573 from mount to NC because BT_GPIO is not used for M850.
- P.25 [LVDS]Change signal name "INST_ON_SW" to "INST_ON_SW#" because it's low active.
- P.33 [EC]Change signal name "INST_ON_SW" to "INST_ON_SW#" because it's low active.

(2009/02/19)

- P.50 [LED]Change R600 from 120ohm to 150ohm to satisfy brightness requested.
- P.47 [Felica]Change F6 from 0.35A to 0.25A for felica module heated concern.
- P.33 [EC]Add R916 for SPI ROM datasheet updated.
- P.52 [HOLE]Change H4 from 1X-HOLE000-0926 to 1X-HOLE000-1052 for ME's requested.
- P.52 [HOLE]Change H12 from 1X-HOLE000-0915 to 1X-HOLE000-1051 for ME's requested.
- P.65 [USB]Change U_CN1 and U_CN2 form UB11193-C1308-4F to UB111S3-C1GS6-4H for ME's requested.

(2009/02/20)

- P.59 [Others power plane] Change PQ16 from IRF8714PBF to IRF8736PBF for +1_8VRUN voltage drop issue.
- P.60 [OVP protection] Change PR55 from 14.7K_F 0402 to 18.2K_F 0402 for BT+ OVP setting.
- P.60 [OVP protection] Change PR143 from 20K_F 0402 to 26.1K_F 0402 for +5VALW OVP setting.
- P.60 [OVP protection] Change PR144 from 47K_F 0402 to 80.6K_F 0402 for +3VALW OVP setting.
- P.24 [CRT] Change CN2 from DZ11A91-SB2SN-4F to DZ11A91-SA2SN-4H for ME's requested.
- P.47 [Felica]Change F6 from 0.25A to 0.125A for felica module heated concern.

| | | | |
|--------------------------|------------------------------|--|------------|
| FOXCONN | | HON HAI Precision Ind. Co., Ltd. CCPBG - R&D Division | |
| Title History (3) | | | |
| Size A3 | Document Number M850-1-01 | | Rev 1.0 |
| Date: | Thursday, February 26, 2009 | Sheet 68 of | 69 |

M850 PVT

(2009/02/23)

- P.50 [TP]Change SW2 and SW3 from 19-1BT0011-1003 to 19-SKHM0KE-1000 for ME's requested.
- P.54 [DCIN]Move PC13,PC14,PC15 to the another side of PL8 for improving EMC.
- P.52 [HOLE]Change BOSS3,BOSS6 from connect to GND to NC for improving EMC.
- P.49 [BT]Change CN32 from QT510106-312H-7F to QT510106-312H-7H for ME's requested.
- P.45 [ILINK]Change CN11 from UV31413-RU81P-7F to UV31413-RU82P-7H for ME's requested.
- P.20 [VGA]Add C1297~C1308 for MOR's requested to check PEG signal.

(2009/02/24)

- P.48 [USB]Change CN9 from UB111M3-CA4S4-7F to UB111M3-CAGS4-7H for MOR's requested.

(2009/02/25)

- P.52 [HOLE]Change P_H3 from 1X-HOLE000-0960 to 1X-HOLE000-1054 for EMC's requested.
- P.33 [EC]Change R915,R613,R475,R629,R435,R431(10K) from 0201 to 0402 for SMT's requested.
- P.33 [EC]Change R173,R197,R203,R75,R124,R442,R440,R447,R432(100K) from 0201 to 0402 for SMT's requested.
- P.33 [EC]Change R476(4.7K) from 0201 to 0402 for SMT's requested.
- P.34 [Flash ROM]Change R233(0) from 0201 to 0402 for SMT's requested.

(2009/02/25b)

- P.47 [Modem]Add TP600~TP606 for BFT test requested.

(2009/02/26)

- P.48 [USB]Change C810 from Y5V to X5R for MOR VEDS requested.
- P.40 [Audio>Delete Q27,R450,R614,Q8,R98,R615 for unnecessary to improve BFT test point.

M850 MP

(2009/04/01)

- P.33 [EC]Signal symbol "OVT_GFX#" change to two-way type for avoiding confusion from SW's suggestion.

(2009/04/08)

- P.24 [CRT]Change CN2 from FOX_DZ11A91-SA2SN-4H to FOX_DZ11A91-SB2SN-4F (same as DVT used) for CONN discoloration issue.
- P.48 [USB2.0]Change CN9 from FOX_UB111M3-CAGS4-7H to FOX_UB111M3-CA4S4-7F (same as DVT used) for CONN discoloration issue.
- P.65 [USB DB]Change U_CN1 and U_CN2 from FOX_UB111S3-C1GS6-4H to FOX_UB11193-C1304-4F for CONN discoloration issue.

(2009/04/09)

- P.45 [ILINK]Change CN11 from UV31413-RU82P-7H to UV31413-WU82P-7F for CONN discoloration issue.

www.laptopblue.vn

M851 PVT

(2009/07/08)

- P.35 [Half Mini Card]Add TP180,TP184 for LED test in L6.
- P.50 [LED&T/P&LID]Add TP181,TP182,TP183 TP185,TP186,TP187,TP188 for LED test in L6.

(2009/07/09)

- P.06 [Half Mini Card]Change R542,R276,R283,R288,R553,R277,R278,R536,R537,R538, R534 from 0201 to 0402 for SMT's request.
- P.08 [Cantiga (DMI)]Change R286,R231,R193,R195 from 0201 to 0402 for SMT's request.
- P.12 [Cantiga (VCC CORE)]Change R208 from 0201 to 0402 for SMT's request.
- P.17 [VGA (Strap)]Change R809,R825,R826 from 0201 to 0402 for SMT's request.
- P.18 [VGA (I/O)]Change R830,R831,R828 from 0201 to 0402 for SMT's request.
- P.21 [VRAM (GDDR3)]Change R787,R763,R769,R765,R773,R771,RR772,R767,R770 from 0201 to 0402 for SMT's request.
- P.22 [VRAM (GDDR3)]Change R801,R786,R800 from 0201 to 0402 for SMT's request.
- P.28 [ICH9-M (LPC,IDE,SATA)]Change R101 from 0201 to 0402 for SMT's request.
- P.29 [ICH9-M (GPIO)]Change R541,R540,R567, R322,R575,R300,R297,R303 from 0201 to 0402 for SMT's request.
- P.33 [EC+KBC (WPCE775L)]Change R444,R477 from 0201 to 0402 for SMT's request.
- P.38 [Audio (CODEC & POWER)]Change R230,R217 from 0201 to 0402 for SMT's request.
- P.39 [Audio (HP)]Change R893,R894 from 0201 to 0402 for SMT's request.
- P.41 [Audio (MUTE)]Change R241,R499,R227,R225,R486,R498,R500,R478 from 0201 to 0402 for SMT's request.

(2009/07/13)

- P.39 [Audio (HP)]Change R893,R894 to 0201 again for avoiding side effect.