

MODEL NAME : QAZA0

PCB NO : LA-8821P (DAB00000B00)

BOM P/N :

4619J831L01 -> i5, 1.7G, DDR3L-4GB
4619J831L02 -> i5, 1.7G, DDR3L-8GB
4619J831L03 -> i7, 1.9G, DDR3L-4GB
4619J831L04 -> i7, 1.9G, DDR3L-8GB
4619J831L06 -> i5, 1.8G, DDR3L-4GB
4619J831L07 -> i5, 1.8G, DDR3L-8GB
4619J831L08 -> i7, 2.0G, DDR3L-4GB
4619J831L09 -> i7, 2.0G, DDR3L-8GB
4619J831L10 -> i5, 1.8G, DDR3L-4GB-NT
4619J831L11 -> i5, 1.8G, DDR3L-8GB-NT
4619J831L12 -> i7, 2.0G, DDR3L-4GB-NT
4619J831L13 -> i7, 2.0G, DDR3L-8GB-NT
4619J831L14 -> i5, 1.7G, DDR3L-4GB-NT
4619J831L15 -> i5, 1.7G, DDR3L-8GB-NT
4619J831L16 -> i7, 1.9G, DDR3L-4GB-NT
4619J831L17 -> i7, 1.9G, DDR3L-8GB-NT

Dell/Compal Confidential

Schematic Document

Murcielgo (Chief River SFF)

Ivy Bridge(BGA) + Panther Point(SFF, QS77)

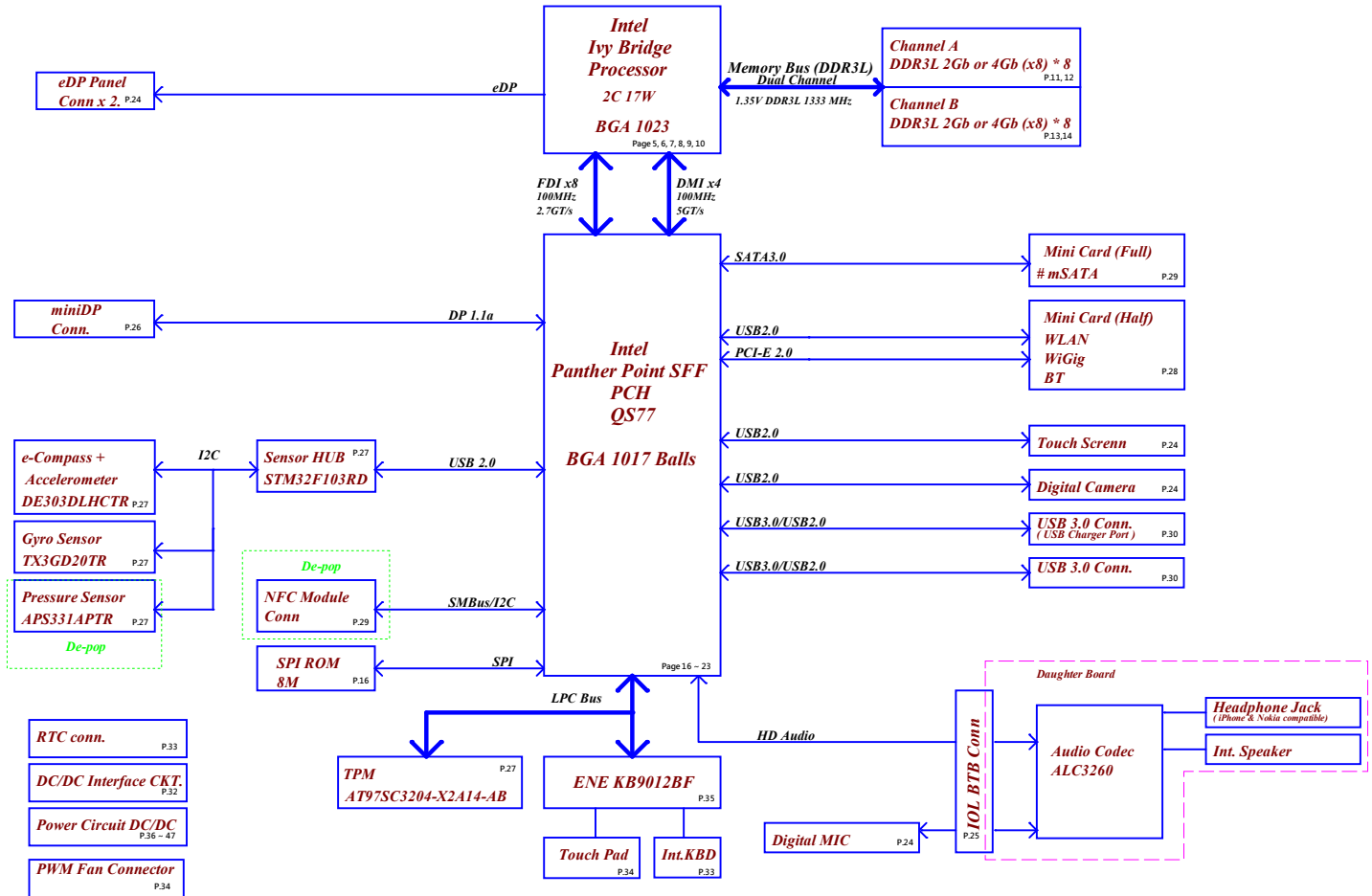
2012-08-21

Rev: 1.0

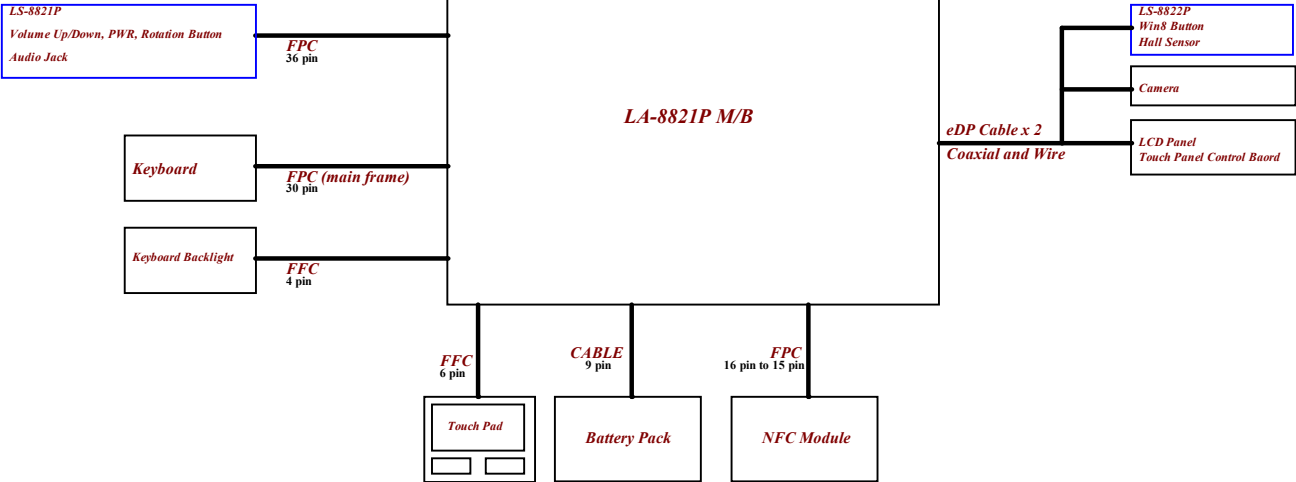
Highlight the short pad for 0 ohm

Security Classification	Compal Secret Data			Compal Electronics, Inc.	
Issued Date	2011/09/02	Deciphered Date	2013/10/28	Title	P01-Cover Page
THIS SHEET OF ENGINEERING DRAWING IS THE PROPRIETARY PROPERTY OF COMPAL ELECTRONICS, INC. AND CONTAINS CONFIDENTIAL AND TRADE SECRET INFORMATION. THIS SHEET MAY NOT BE TRANSFERRED FROM THE CUSTODY OF THE COMPETENT DIVISION OF R&D DEPARTMENT EXCEPT AS AUTHORIZED BY COMPAL ELECTRONICS, INC. NEITHER THIS SHEET NOR THE INFORMATION IT CONTAINS MAY BE USED BY OR DISCLOSED TO ANY THIRD PARTY WITHOUT PRIOR WRITTEN CONSENT OF COMPAL ELECTRONICS, INC.				Size	Document Number
				LA-8821P	1.0
				Date	Friday, September 28, 2012
				Sheet	1 of 54

Laptopblue



Security Classification		Compal Secret Data		Compal Electronics, Inc.	
Issued Date	2011/02/23	Deciphered Date	2013/10/28	Title	P02-Block Diagram
THIS SHEET OF ENGINEERING DRAWING IS THE PROPRIETARY PROPERTY OF COMPAL ELECTRONICS, INC. AND CONTAINS CONFIDENTIAL AND TRADE SECRET INFORMATION. THIS SHEET MAY NOT BE TRANSMITTED FROM THE CUSTODY OF THE COMPETENT DIVISION OF THIS DEPARTMENT EXCEPT AS AUTHORIZED BY COMPAL ELECTRONICS, INC. NEITHER THIS SHEET NOR THE INFORMATION IT CONTAINS MAY BE USED BY OR DISCLOSED TO ANY THIRD PARTY WITHOUT PRIOR WRITTEN CONSENT OF COMPAL ELECTRONICS, INC.				Rev	1.0
				Rev	1.0
				Rev	1.0



Board ID Table for AD channel

Vcc	3.3V +/- 5%				
Ra	100K +/- 5%				
Board ID	Rb	V _{AD_00} min	V _{AD_00} typ	V _{AD_00} max	EC AD3
0	0	0 V	0 V	0.155 V	0x00-0x0C
1	8.2K +/- 5%	0.168 V	0.250 V	0.362 V	0x0D-0x1C
2	18K +/- 5%	0.375 V	0.503 V	0.621 V	0x1D-0x30
3	33K +/- 5%	0.634 V	0.819 V	0.945 V	0x31-0x49
4	56K +/- 5%	0.958 V	1.185 V	1.359 V	0x4A-0x69
5	100K +/- 5%	1.372 V	1.650 V	1.838 V	0x6A-0x8E
6	200K +/- 5%	1.851 V	2.200 V	2.420 V	0x8F-0xBB
7	NC	2.433 V	3.300 V	3.300 V	0xBC-0xFF

BOARD ID Table

Board ID	PCB Revision
0	0.1 Non Deep S3
1	0.1 Deep S3
2	0.2 (X01)
3	0.4 (X02)
4	1.0 (A00)
5	
6	
7	

SMBUS Control Table

	SOURCE	WLAN	BATT	Charger	NFC	Touch Pad	DDR3 SPD	ALS
EC_SMB_CLK1 EC_SMB_DATA1	KB930		V	V				
EC_SMB_CLK2 EC_SMB_DATA2	KB930							V
PCH_SMBCLK PCH_SMBDATA	PCH				V			
PCH_SMBCLK PCH_SMBDATA	PCH							
MEM_SMBCLK MEM_SMBDATA	PCH	V				V	V	

Link

PCH
USB
Port
Mapping

USB PORT#	DESTINATION
0	External USB3
1	External USB3
2	
3	
4	MINI CARD-1 WLAN
5	
6	
7	
8	
9	Touch Panel
10	
11	
12	Camera
13	Sensor HUB

PCH
DDI
Port
Mapping

DDI PORT#	DESTINATION
B	
C	
D	mini-DP

CLK	DIFFERENTIAL	DESTINATION	FLEX CLOCKS	DESTINATION
	CLKOUT_PCIE0		CLKOUTFLEX0	TPM
	CLKOUT_PCIE1		CLKOUTFLEX1	
	CLKOUT_PCIE2		CLKOUTFLEX2	
	CLKOUT_PCIE3	MINI CARD-1 WLAN	CLKOUTFLEX3	
	CLKOUT_PCIE4		PCI CLKOUT	DESTINATION
	CLKOUT_PCIE5		PCI0	PCH_LOOPBACK
	CLKOUT_PCIE6		PCI1	EC LPC
	CLKOUT_PCIE7		PCI2	
	CLKOUT_PEG_B		PCI3	
			PCI4	

SATA	DESTINATION
SATA0	m-SATA
SATA1	
SATA2	
SATA3	
SATA4	
SATA5	

PCI EXPRESS	DESTINATION
Lane 1	
Lane 2	
Lane 3	MINI CARD-1 WLAN
Lane 4	
Lane 5	
Lane 6	
Lane 7	
Lane 8	

Symbol Note :

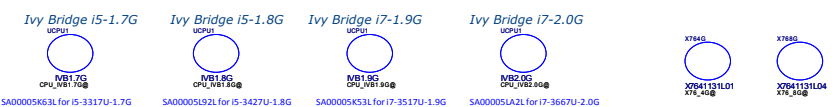

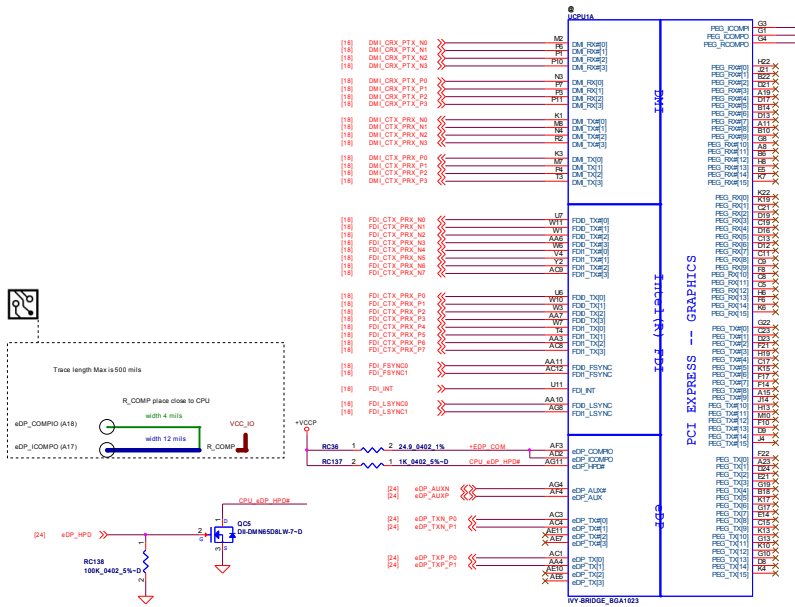
 : means Digital Ground

 : means Analog Ground

Security Classification		Compal Secret Data		Compal Electronics, Inc.	
Issued Date	2011/06/02	Deciphered Date	2013/10/28	Title	
THIS SHEET OF ENGINEERING DRAWING IS THE PROPRIETARY PROPERTY OF COMPAL ELECTRONICS, INC. AND CONTAINS CONFIDENTIAL AND TRADE SECRET INFORMATION. THIS SHEET MAY BE TRANSFERRED FROM THE CUSTODY OF THE COMPETENT DIVISION OF R&D DEPARTMENT EXCEPT AS AUTHORIZED BY COMPAL ELECTRONICS, INC. NEITHER THIS SHEET NOR THE INFORMATION IT CONTAINS MAY BE USED BY OR DISCLOSED TO ANY THIRD PARTY WITHOUT PRIOR WRITTEN CONSENT OF COMPAL ELECTRONICS, INC.				P04-Notes List	
Drawn		Checked		Size	Rev
Date		2011/06/02		1A-8221P	1.0
Date		2011/06/02		Sheet	4 of 50

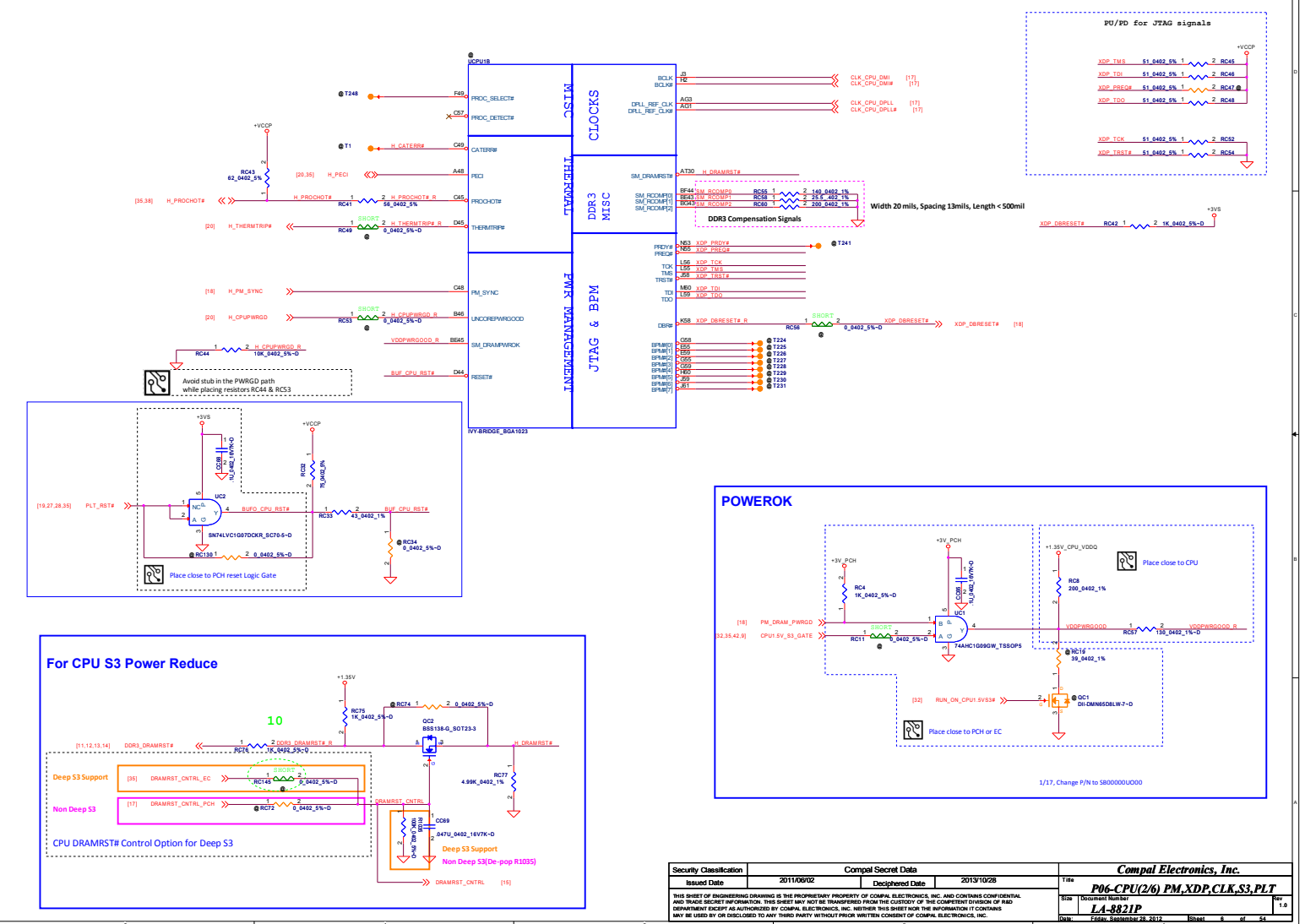
Laptopblue

PEG_ICOMP1 and BCOMP1 signals should be routed with a max length = 500 mils
 with a max length = 500 mils
 PEG_ICOMP2 signals should be routed with a max length = 500 mils
 - typical impedance = 14.5 mohms



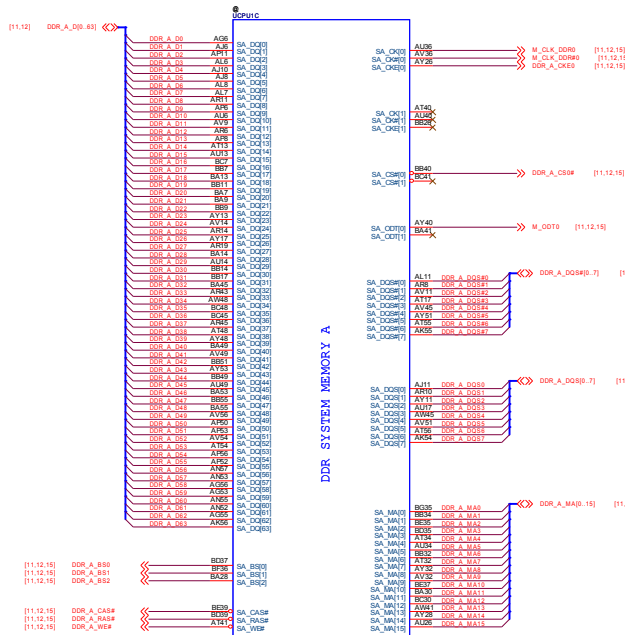
Security Classification		Compal Secret Data		2013/09/28	
Issued Date	2011/09/02	Deciphered Date	2013/09/28		
This sheet of engineering drawings is the proprietary property of Compal Electronics, Inc. and contains confidential and trade secret information. This sheet may not be transferred from the custody of the competent division of said department except as authorized by Compal Electronics, Inc. Neither this sheet nor the information it contains may be used by or disclosed to any third party without prior written consent of Compal Electronics, Inc.				1.0	
Date: 2013/09/28				Sheet 1 of 1	

PM, XDP, CLK, S3 Reduce, PLTRSTLaptopblue

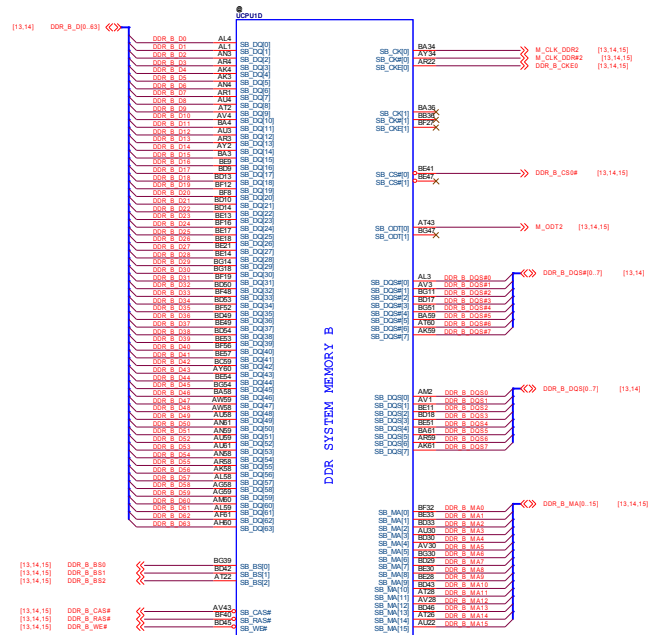


Laptopblue

DDR structure 1R X 8



DDR structure 1R X 8



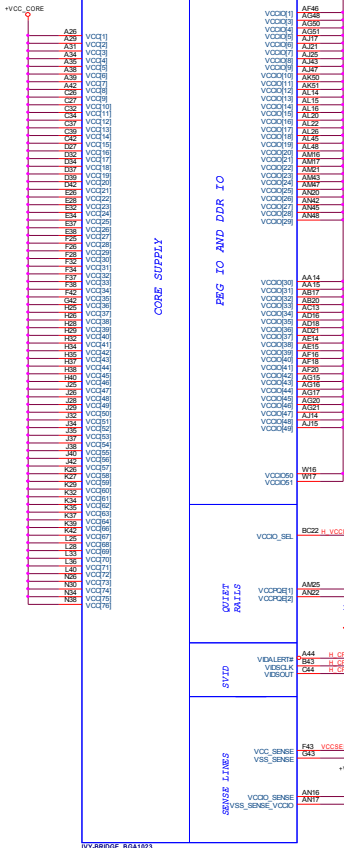
IVY-BRIDGE_BGA1023

IVY-BRIDGE_BGA102

Security Classification	Compul Secret Data		Title		Compul Electronics, Inc.	
Issued Date	2011/06/02	Declassified Date	2013/10/28	P07-CPU(3/6) DDRIII		
THIS SHEET OF ENGINEERING DRAWING IS THE PROPRIETARY PROPERTY OF COMPUL ELECTRONICS, INC. AND CONTAINS CONFIDENTIAL AND TRADE SECRET INFORMATION. THIS SHEET MAY NOT BE TRANSFERRED FROM THE CUSTODY OF THE COMPETENT DIVISION OF R&D DEPARTMENT EXCEPT AUTHORIZED BY COMPUL ELECTRONICS, INC. WITHIN THE SCOPE FOR THE INFORMATION IT CONTAINS MAY BE USED OR BE DISCLOSED TO ANY THIRD PARTY WITHOUT PRIOR WRITTEN CONSENT OF COMPUL ELECTRONICS, INC.				Size: (Sheet Number) 1 of 16 LA-8821P Date: 2012.09.29.2012 Sheet 7 of 54		

ULV-DC $I_{cc(max)}=33A$

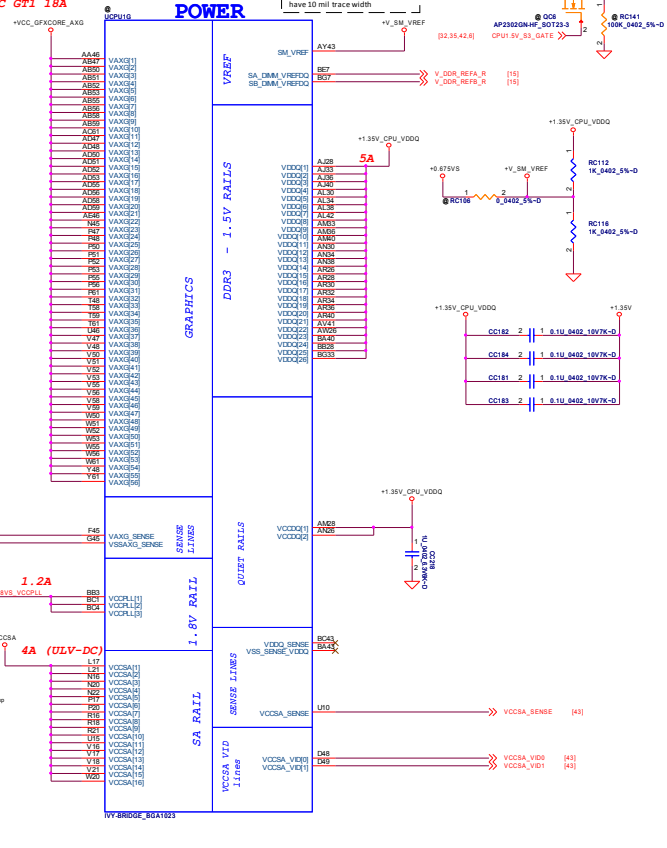
POWER



Laptopblue

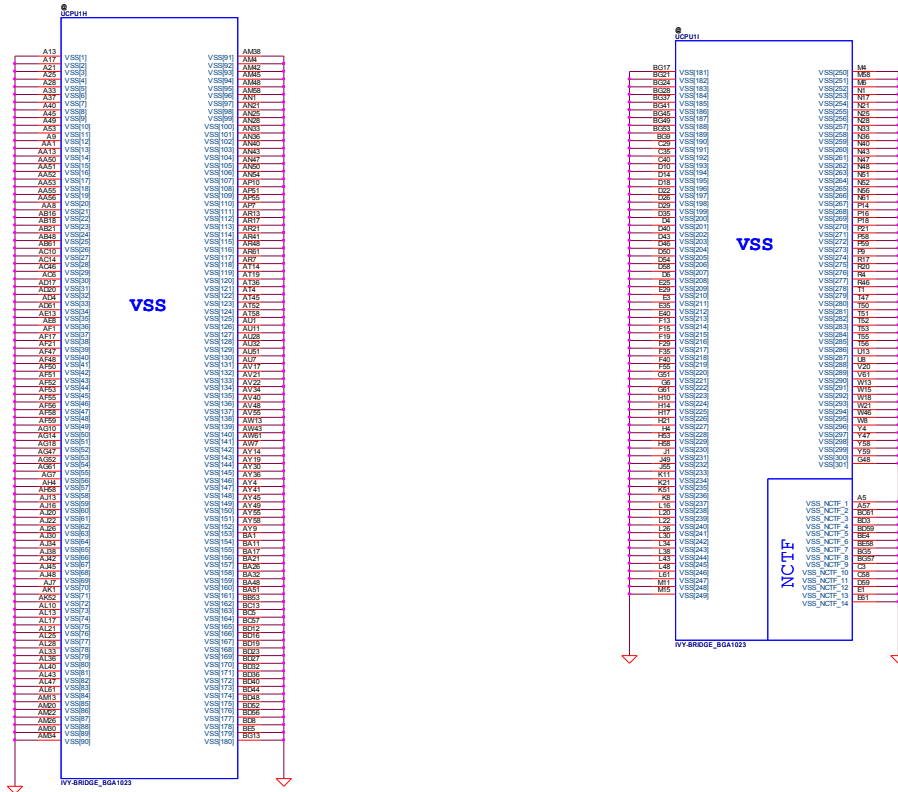
ULV-DC GT2 29A
ULV-DC GT1 18A

POWER



Security Classification		Compal Secret Data		Compal Electronics, Inc.	
Issued Date	20110602	Deciphered Date	20131028	File #	P09-CPU(S)/6 PWR,BYPASS
THIS SHEET OF ENGINEERING DRAWINGS IS THE PROPRIETARY PROPERTY OF COMPAL ELECTRONICS, INC. AND CONTAINS CONFIDENTIAL AND TRADE SECRET INFORMATION. THIS SHEET MAY NOT BE REPRODUCED OR TRANSMITTED IN ANY FORM OR BY ANY MEANS, ELECTRONIC OR MECHANICAL, INCLUDING PHOTOCOPYING, RECORDING, OR BY ANY INFORMATION STORAGE AND RETRIEVAL SYSTEM, WITHOUT THE WRITTEN CONSENT OF COMPAL ELECTRONICS, INC.				Rev	1.0
ANY USE OF THIS SHEET OR DISCLOSURE TO ANY THIRD PARTY WITHOUT THE WRITTEN CONSENT OF COMPAL ELECTRONICS, INC. IS STRICTLY PROHIBITED.				Date	Friday, September 18, 2015
				Sheet	8 of 84


Laptopblue



Laptopblue



[12.7] DOR_A_DQ[8:9] <>
[12.7] DOR_A_DQ[9:7] <>
[12.7] DOR_A_DQ[4:3] <>
[12.15.7] DOR_A_MAP[15] <>

All VREF traces should have 10 mill trace width





For 4Gb Using

For 4Gb Using

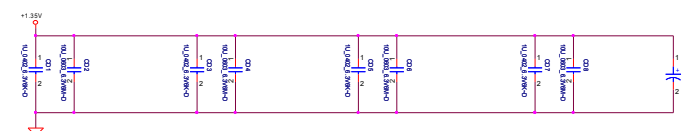


For 4Gb Using

For 4Gb Using



Memory Channel A SPD EEPROM




Security Classification		Compal Secret Data	
Issued Date	2011/06/02	Deciphered Date	2013/10/28
THIS SHEET OF ENGINEERING DRAWINGS IS THE PROPRIETARY PROPERTY OF COMPAL ELECTRONICS, INC. AND CONTAINS CONFIDENTIAL AND TRADE SECRET INFORMATION. THIS SHEET MAY NOT BE TRANSMITTED FROM THE CUSTODY OF THE CURRENT DIVISION OF AND DEPARTMENT EXCEPT AS AUTHORIZED BY COMPAL ELECTRONICS, INC. WITHIN THIS SHEET NOW THE INFORMATION IT CONTAINS MAY BE USED BY OR DISCLOSED TO ANY THIRD PARTY WITHOUT PRIOR WRITTEN CONSENT OF COMPAL ELECTRONICS, INC.			
Title		Drawn	
P11-DDRIII Channel A Lower		1.0	
Rev		Date	
L1-8821P		1.0	
Rev		Date	
1.0		1.0	



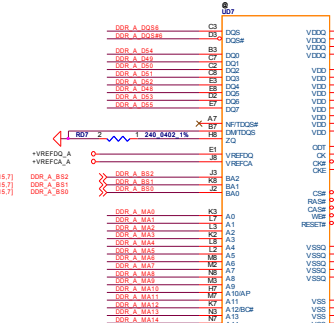
Laptopblue

[11.15.7] DOR_A_DQ[8:9] <>
[11.15.7] DOR_A_DQ[9:7] <>
[11.15.7] DOR_A_DQ[4:3] <>
[11.15.7] DOR_A_MAP[15]

All VREF traces should
have 10 mil trace width



For 4Gb Using

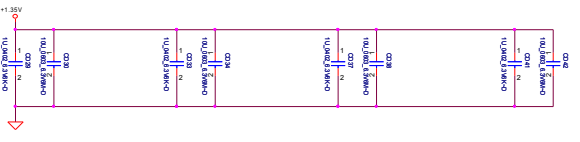


For 4Gb Using

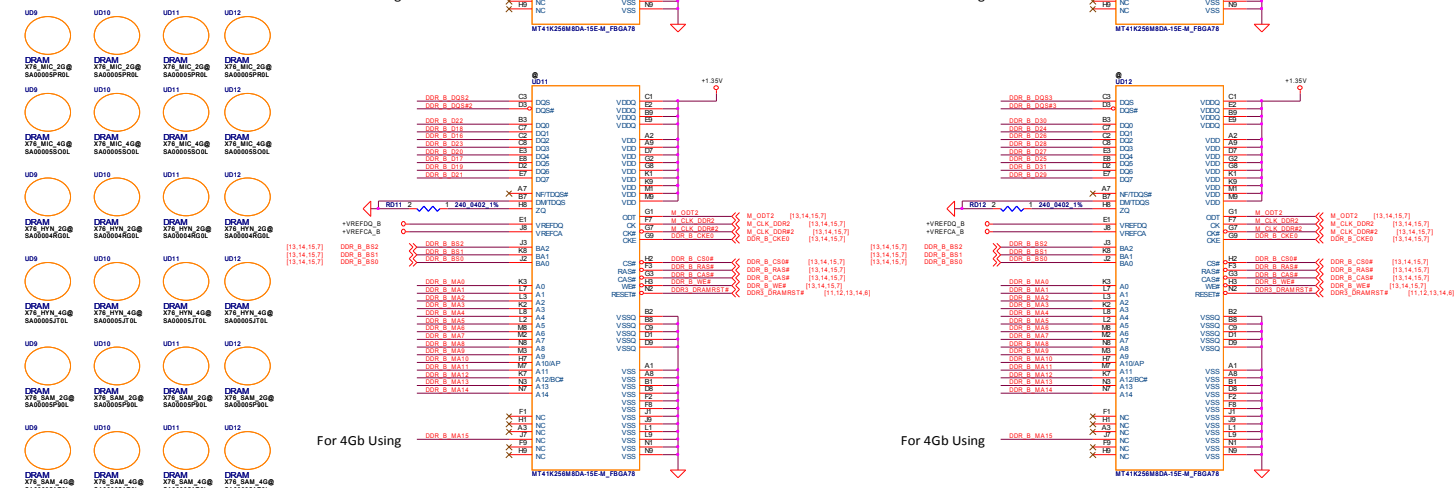
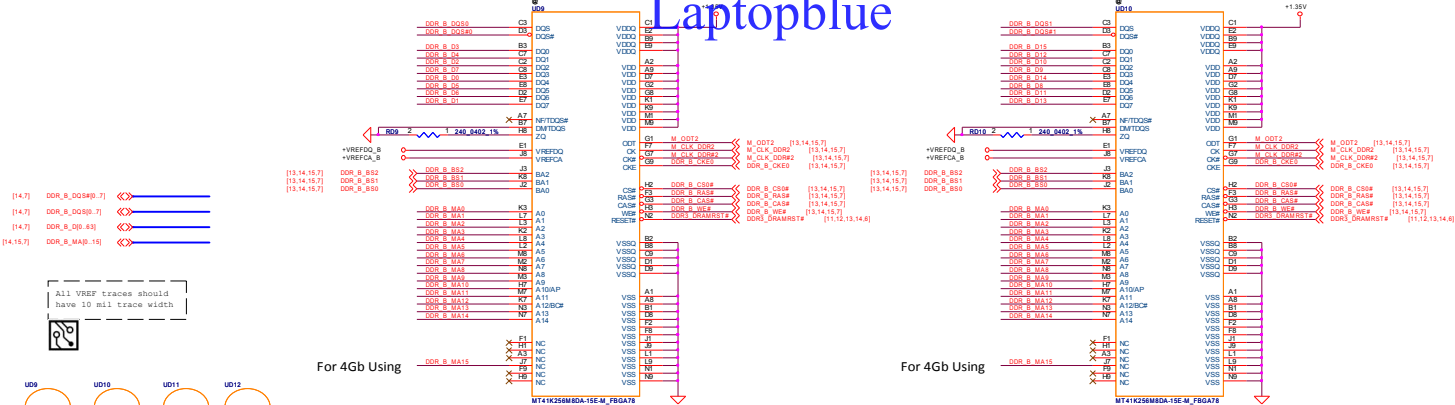
For 4Gb Using




For 4Gb Using



Laptopblue



Memory Channel B SPD EEPROM

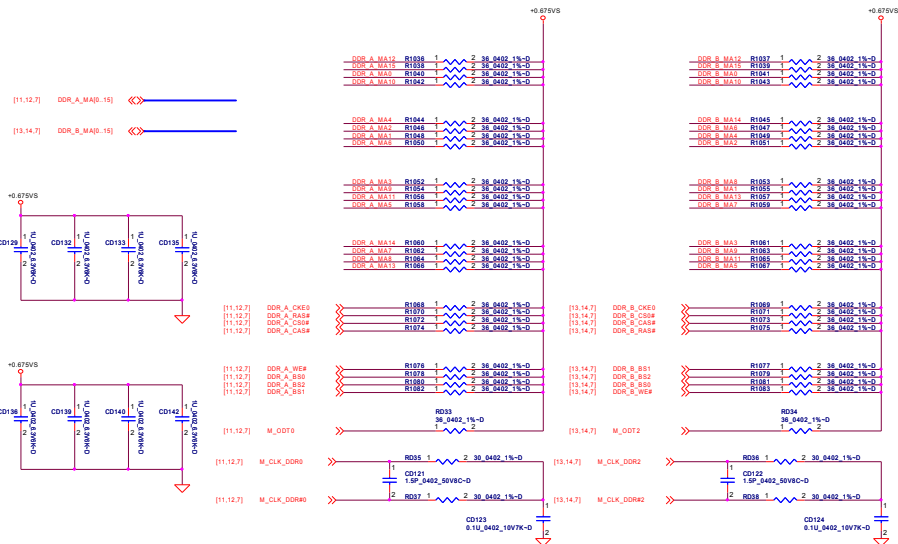
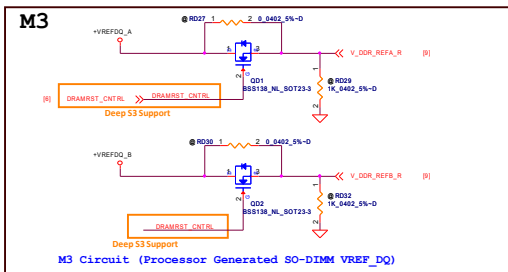
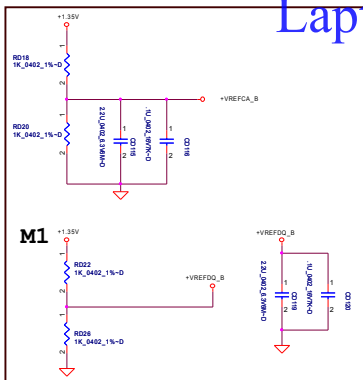
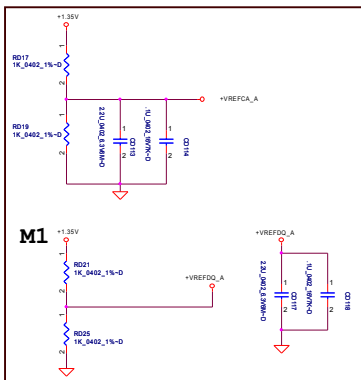


Security Classification		Compal Secret Data	
Issued Date	2011/06/02	Deciphered Date	2013/10/28
THIS SHEET OF ENGINEERING DRAWINGS IS THE PROPRIETARY PROPERTY OF COMPAL ELECTRONICS, INC. AND CONTAINS CONFIDENTIAL AND TRADE SECRET INFORMATION. THIS SHEET MAY NOT BE TRANSMITTED FROM THE CUSTODY OF THE COMPANY OR DIVISION OF COMPANY EXCEPT AS AUTHORIZED BY COMPAL ELECTRONICS, INC. NEITHER THIS SHEET NOR THE INFORMATION IT CONTAINS MAY BE USED BY OR DISCLOSED TO ANY THIRD PARTY WITHOUT PRIOR WRITTEN CONSENT OF COMPAL ELECTRONICS, INC.			
Title: P13-DDRIII Channel B Lower Rev: L4-8821P Date: Friday, September 28, 2012		Issue: 13 of 54	



Security Classification		Compul Secret Data		Compul Electronics, Inc.	
Issued Date	2011/06/02	Deciphered Date	2013/09/28	Title	P14-DDRIII Channel B Upper
<p>THIS SHEET OF ENGINEERING DRAWINGS IS THE PROPRIETARY PROPERTY OF COMPUL ELECTRONICS, INC. AND CONTAINS CONFIDENTIAL AND TRADE SECRET INFORMATION. THIS SHEET MAY NOT BE TRANSFERRED FROM THE CUSTODY OF THE COMPETENT DIVISION OF R&D MANAGEMENT EXCEPT AS AUTHORIZED BY COMPUL ELECTRONICS, INC. NEITHER THIS SHEET NOR THE INFORMATION IT CONTAINS MAY BE USED OR DISCLOSED TO ANY THIRD PARTY WITHOUT PRIOR WRITTEN CONSENT OF COMPUL ELECTRONICS, INC.</p>				Size	1.0
				Doc#	
				Rev	
				Date:	Friday, September 29, 2012
				Sheet	14 of 54

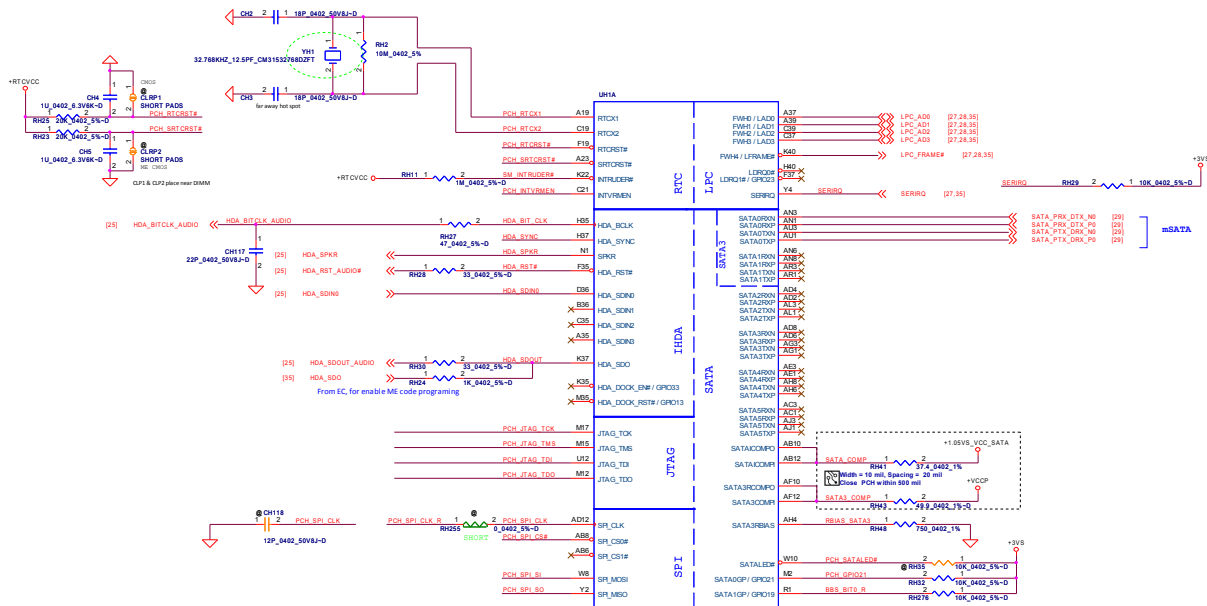
Laptopblue



Security Classification	Compul Secret Data		Compul Electronics, Inc.	
Issued Date	2011/06/02	Deciphered Date	2013/10/28	Title
THIS SHEET OF ENGINEERING DRAWINGS IS THE PROPRIETARY PROPERTY OF COMPUL ELECTRONICS, INC. AND CONTAINS CONFIDENTIAL INFORMATION. THIS SHEET MAY NOT BE REPRODUCED OR TRANSMITTED IN ANY FORM OR BY ANY MEANS, ELECTRONIC OR MECHANICAL, WITHOUT PERMISSION IN WRITING FROM COMPUL ELECTRONICS, INC. THIS SHEET OR THE INFORMATION IT CONTAINS MAY BE USED BY OR DISCLOSED TO ANY THIRD PARTY WITHOUT PRIOR WRITTEN CONSENT OF COMPUL ELECTRONICS, INC.			PDS-DIR1 Vref & Termination LA-821P	
Doc No.	Doc Number	Rev	Rev	Rev
000	000	1.0	1.0	1.0
Date	Edn	Edn	Edn	Edn
2012/06/29	2012/06/29	2012/06/29	2012/06/29	2012/06/29

2 Laptopblue

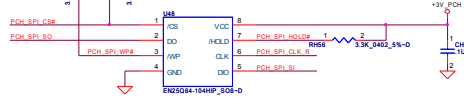
8/20, Follow DFB suggest, modify YH1 footprint



Boot BIOS Strap

BBS_BIT[1]	BBS_BIT[0]	Boot BIOS Location
1	1	SPI

SPI ROM FOR ME (8MByte)
ROM is Dual Output IC



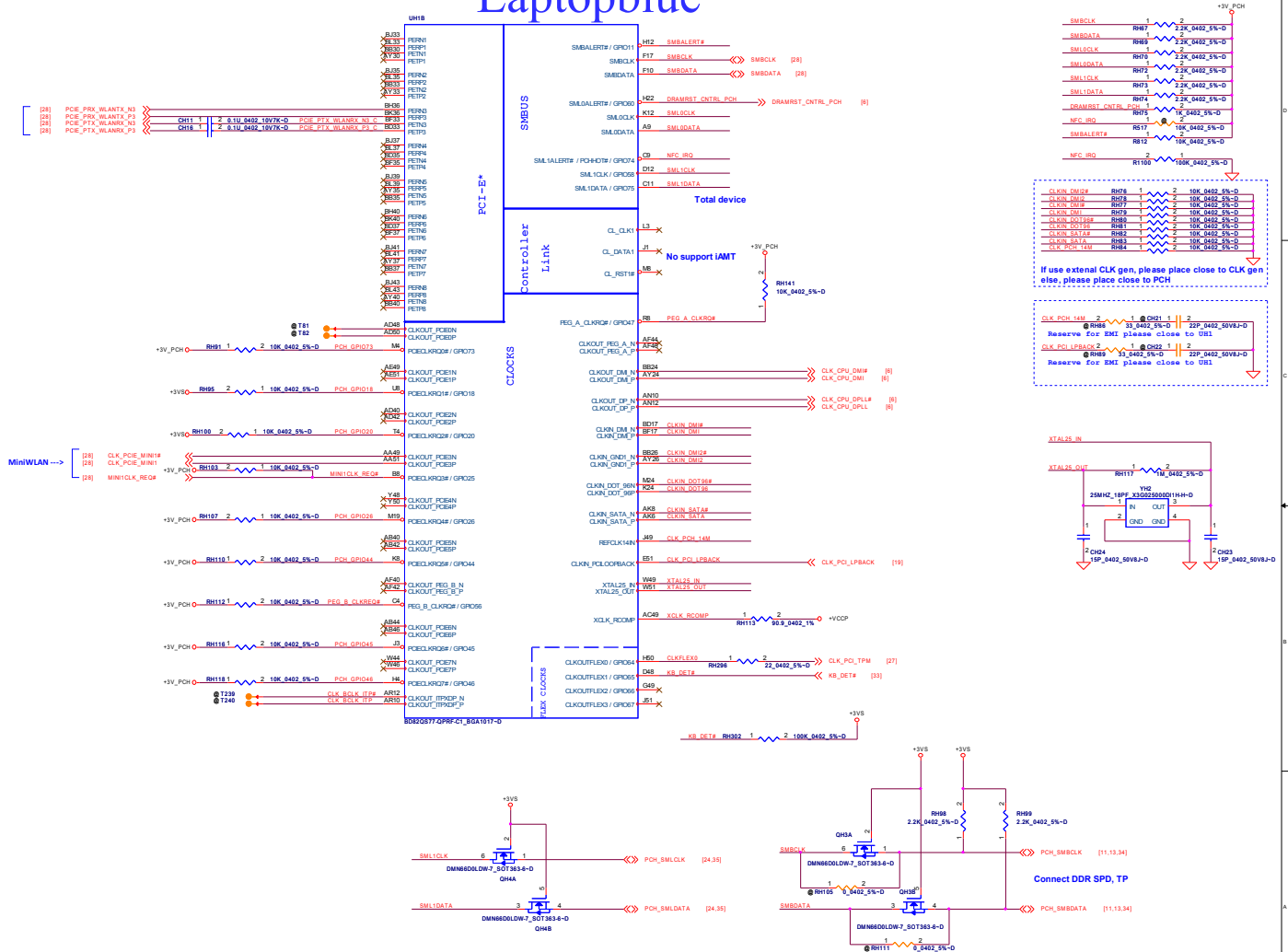
SPI BIOS Pinout

(1) CS# (5) I/O_0
(2) I/O_1 (6) CLK
(3) WP# (7) HOLD#
(4) GND (8) VCC

W3506

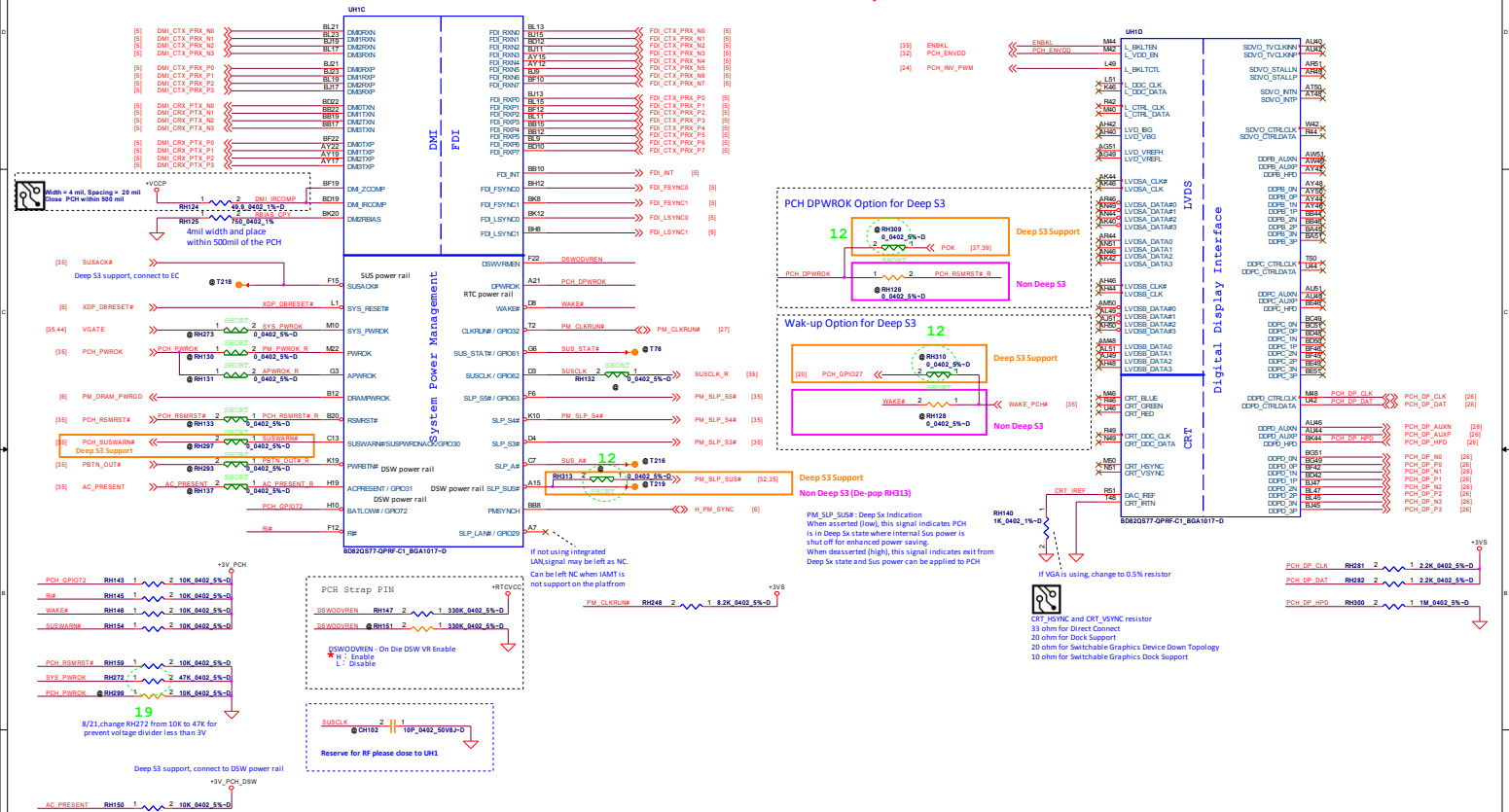
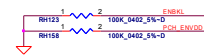
Security Classification	Compal Secret Data		Title	Compal Electronics, Inc.	
Issued Date	2011/06/02	Deciphered Date	2013/10/28	P16-PCH (1/8) SATA,HDA,SPI, LPC	
THIS SHEET OF ENGINEERING DRAWING IS THE PROPRIETARY PROPERTY OF COMPAL ELECTRONICS, INC. AND CONTAINS CONFIDENTIAL AND TRADE SECRET INFORMATION. THIS SHEET MAY NOT BE TRANSFERRED FROM THE CUSTODY OF THE COMPETITOR DIVISION OF R&D OR DISCLOSED OR REPRODUCED IN ANY MANNER WITHOUT THE WRITTEN CONSENT OF COMPAL ELECTRONICS, INC.			Rev. (Document Number)		
			LA-8821P		
			Date:	2012/06/20	Sheet 16 of 54

Laptopblue



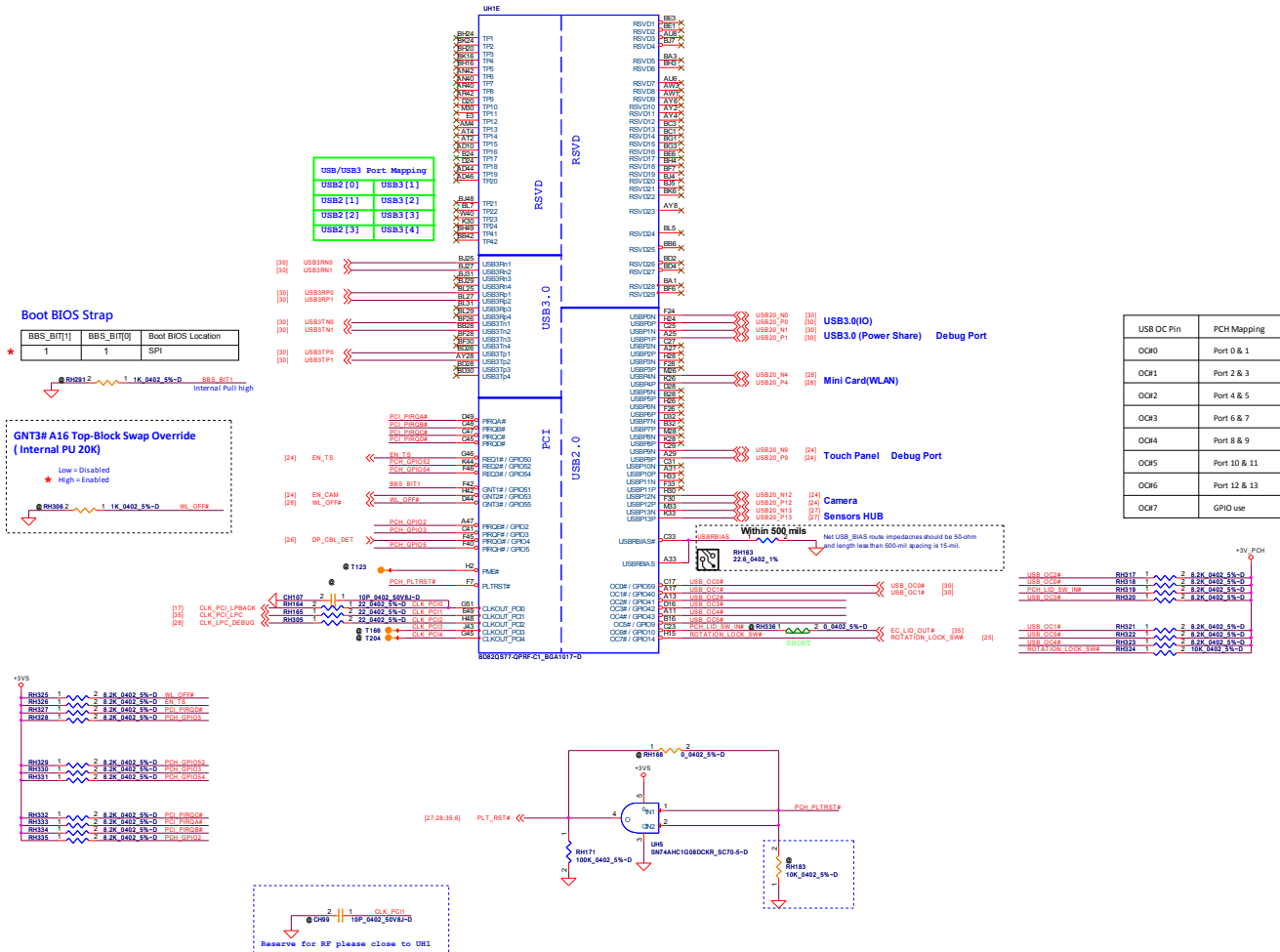
Security Classification	Compul Secret Data		Compul Electronics, Inc.	
Issued Date	2011/06/02	Deciphered Date	2013/10/28	Title
THIS SHEET OF ENGINEERING DRAWING IS THE PROPRIETARY PROPERTY OF COMPUL ELECTRONICS, INC. AND CONTAINS CONFIDENTIAL AND TRADE SECRET INFORMATION. THIS SHEET MAY NOT BE TRANSFERRED FROM THE CUSTODY OF THE COMPETENT DIVISION OF R&D DEPARTMENT EXCEPT AUTHORIZED BY COMPUL ELECTRONICS, INC. NO PART OF THIS INFORMATION IT OR ANY INFORMATION THEREIN MAY BE USED OR DISCLOSED TO ANY THIRD PARTY WITHOUT PRIOR WRITTEN CONSENT OF COMPUL ELECTRONICS, INC.			P17-PCH (2/8) PCIE, SMBUS, CLK	
			Size	1/8
			LA-8821P	
Date	2013/09/29		Sheet	17 of 54

Laptopblue





Security Classification		Compul Secret Data		Title	
Issued Date	2011/06/02	Deciphered Date	2013/10/28	P18-PCH (3/8) DMI,FDI,PM,GFX,DP	
THIS SHEET OF ENGINEERING DRAWING IS THE PROPRIETARY PROPERTY OF COMPAQ ELECTRONICS, INC. AND CONTAINS CONFIDENTIAL AND TRADE SECRET INFORMATION. THIS SHEET MAY NOT BE TRANSFERRED FROM THE CUSTODY OF THE CONTENT DIVERSITY OF INFO BE USED OR DISCLOSED TO ANY THIRD PARTY WITHOUT PRIOR WRITTEN CONSENT OF COMPAQ ELECTRONICS, INC.				Sheet Number LA-8821P	
Date	2011/06/02	Deciphered Date	2013/10/28	Sheet	18 of 54

Laptopblue

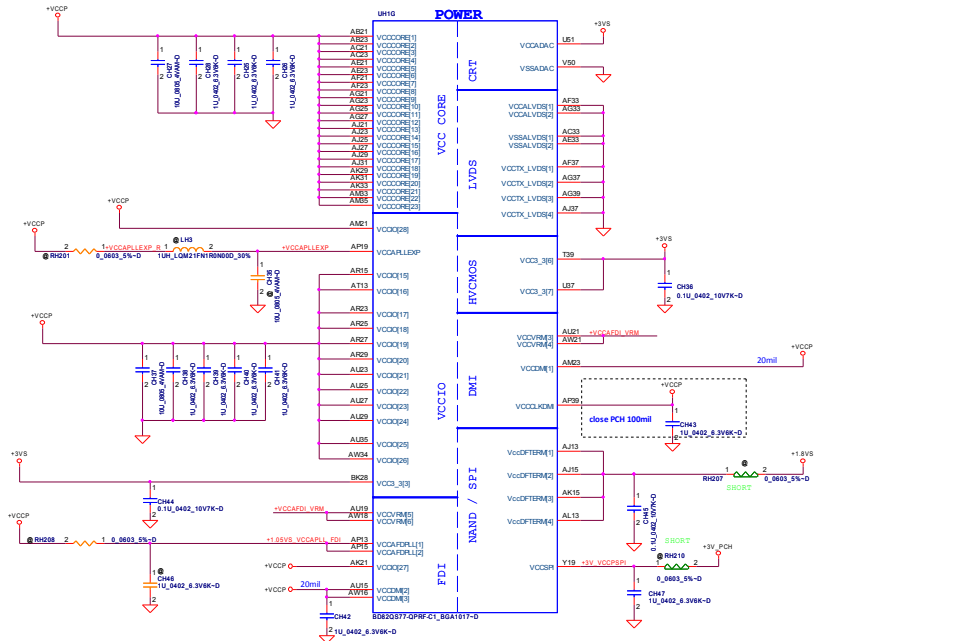


UH1F GPIO68 -> DFU_ENA : Sensor HUB uC DFU mode enable (Active Low)



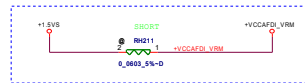
				MEM_CONFIG1		MEM_CONFIG2	
RH018	RH015	RH014		0	0	0	
DRAM X7E_SMC_2G	DRAM X7E_SMC_2G	DRAM X7E_SMC_2G		DDR Micron 2G			
RH016	RH015	RH021		0	0	1	
DRAM X7E_SMC_4G	DRAM X7E_SMC_4G	DRAM X7E_SMC_4G		DDR Micron 4G			
RH018	RH000	RH014		0	1	0	
DRAM X7E_HYN_2G	DRAM X7E_HYN_2G	DRAM X7E_HYN_2G		DDR HYNIX 2G			
RH018	RH000	RH021		0	1	1	
DRAM X7E_HYN_4G	DRAM X7E_HYN_4G	DRAM X7E_HYN_4G		DDR HYNIX 4G			
RH000	RH015	RH014		1	0	0	
DRAM X7E_SAM_2G	DRAM X7E_SAM_2G	DRAM X7E_SAM_2G		DDR Samsung 2G			
RH000	RH015	RH021		1	0	1	
DRAM X7E_SAM_4G	DRAM X7E_SAM_4G	DRAM X7E_SAM_4G		DDR Samsung 4G			

Laptopblue



PCH Power Rail Table			
Voltage Rail	Voltage	IO Current (A)	
V_FPROC_IO	1.05	0.001	
VSREF	5	0.001	
VSREF_Sus	5	0.001	
Vcc3_3	3.3	0.266	
VccADAC	3.3	0.001	
VccADPLL	1.05	0.08	
VccADPLLb	1.05	0.08	
VccCore	1.05	1.33	
VccDMI	1.05	0.042	
VccIO	1.05	2.925	
VccASW	1.05	1.01	
VccSPI	3.3	0.02	
VccSW	3.3	0.003	
VccpNAND	1.8	0.19	
VccRTC	3.3	6 uA	
VccSusb_3	3.3	0.119	
VccSusbDA	3.3 / 1.5	0.01	
VccVMM	1.8 / 1.5	0.16	
VccCLKDMI	1.05	0.02	
VccSBC	1.05	0.095	
VccDIFFCLKH	1.05	0.055	
VccAUVDS	3.3	0.001	
VccTX_LVDS	1.8	0.06	

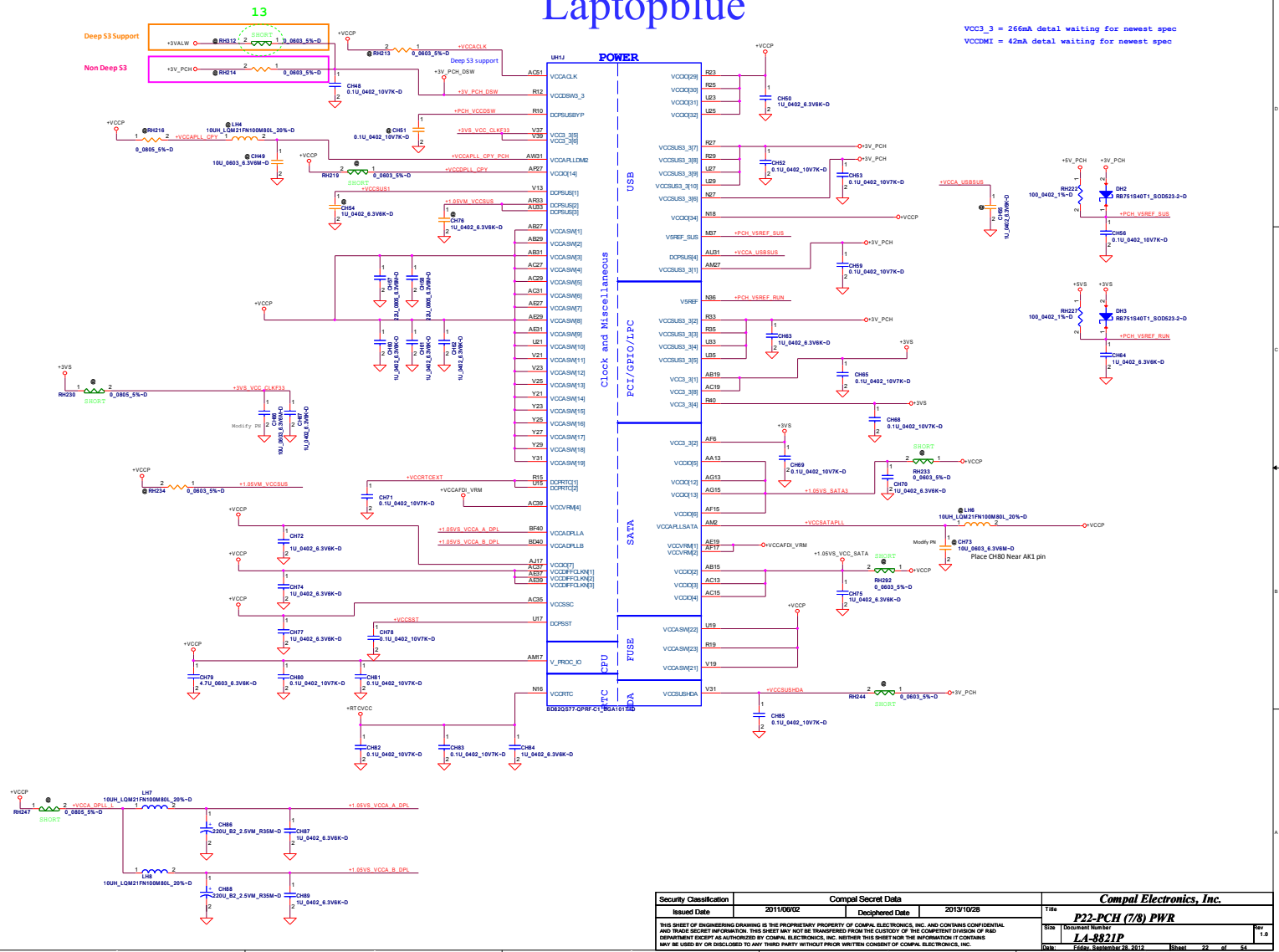
VCCVRM = 160mA detal waiting for newest spec



Security Classification	Compul Secret Data		Title		Compul Electronics, Inc.	
Issued Date	2011/06/02	Declassified Date	2013/10/28	P21-PCH (6/8) PWR		
THIS SHEET OF ENGINEERING DRAWING IS THE PROPRIETARY PROPERTY OF COMPUL ELECTRONICS, INC. AND CONTAINS CONFIDENTIAL AND TRADE SECRET INFORMATION. THIS SHEET MAY NOT BE TRANSFERRED FROM THE CUSTODY OF THE COMPETENT DIVISION OF R&D DEPARTMENT EXCEPT AUTHORIZED BY COMPUL ELECTRONICS, INC. NO PART OF THIS INFORMATION IT CONTAINS MAY BE USED OR DISCLOSED TO ANY THIRD PARTY WITHOUT PRIOR WRITTEN CONSENT OF COMPUL ELECTRONICS, INC.				Size	A4	Rev 1.0
Date	2012.09.20		Sheet	21	of 54	

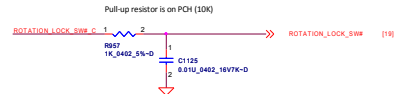
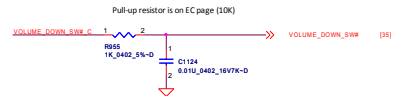
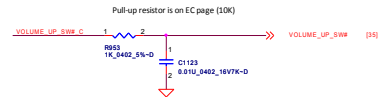
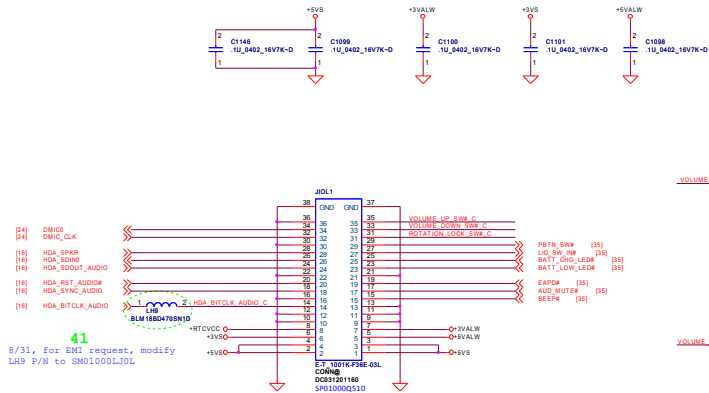
Laptopblue

VCC3_3 = 266mA detail waiting for newest spec
VCCDMI = 42mA detail waiting for newest spec



Security Classification		Compal Secret Data		Compal Electronics, Inc.	
Issued Date	2011/06/02	Deciphered Date	2013/10/28	Title	P22-PCH (7/8) PWR
THIS SHEET OF ENGINEERING DRAWINGS IS THE PROPRIETARY PROPERTY OF COMPAL ELECTRONICS, INC. AND CONTAINS CONFIDENTIAL AND TRADE SECRET INFORMATION. THIS SHEET MAY NOT BE TRANSMITTED FROM THE CUSTODY OF THE COMPETENT DIVISION OF R&D DEPARTMENT EXCEPT AS AUTHORIZED BY COMPAL ELECTRONICS, INC. NEITHER THIS SHEET NOR THE INFORMATION IT CONTAINS MAY BE USED BY OR DISCLOSED TO ANY THIRD PARTY WITHOUT PRIOR WRITTEN CONSENT OF COMPAL ELECTRONICS, INC.				Size	DOCUMENT NUMBER
				Rev	1.0
				Date	Final: September 20, 2012
				Sheet	22 of 54

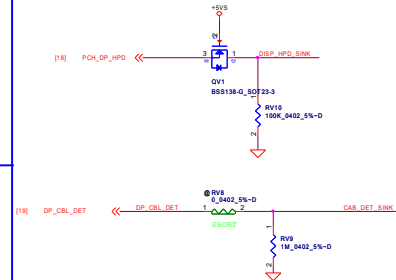
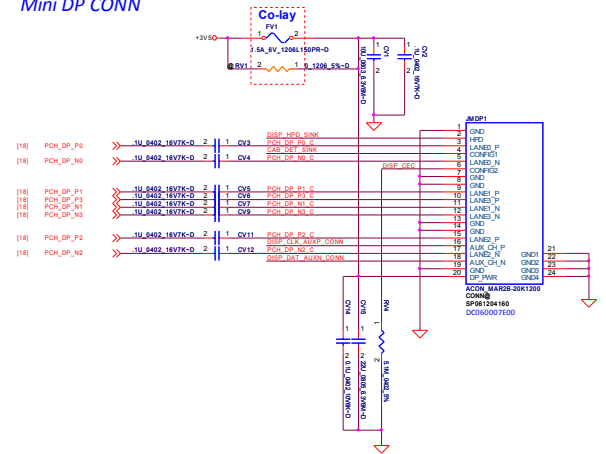
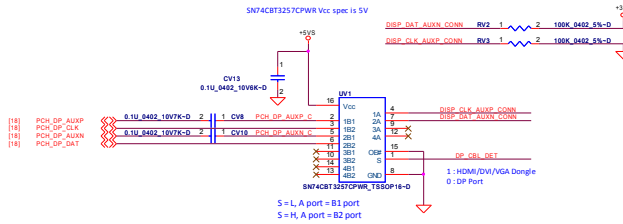
Laptopblue



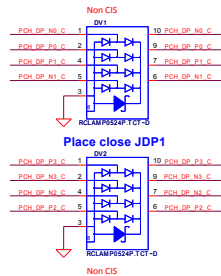
Security Classification		Compal Secret Data		Title	
Issued Date	2011/06/02	Deciphered Date	2013/10/28	P25-IOL Conn	
THIS SHEET OF ENGINEERING DRAWINGS IS THE PROPRIETARY PROPERTY OF COMPAL ELECTRONICS, INC. AND CONTAINS CONFIDENTIAL AND TRADE SECRET INFORMATION. THIS SHEET MAY NOT BE TRANSMITTED FROM THE CUSTODY OF THE COMPETENT DIVISION OF R&D WITHOUT EXPRESS AUTHORIZATION BY COMPAL ELECTRONICS, INC. FOR THE INFORMATION OF THE CUSTOMER. NO PART OF THIS SHEET MAY BE REPRODUCED OR BY ANY MEANS OR BY ANY INFORMATION STORAGE AND RETRIEVAL SYSTEMS WITHOUT THE WRITTEN CONSENT OF COMPAL ELECTRONICS, INC.				Rev 1.0	
Date				Friday, September 29, 2012	Sheet 25 of 54

Laptopblue

Mini DP CONN

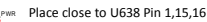


DP Signal ESD

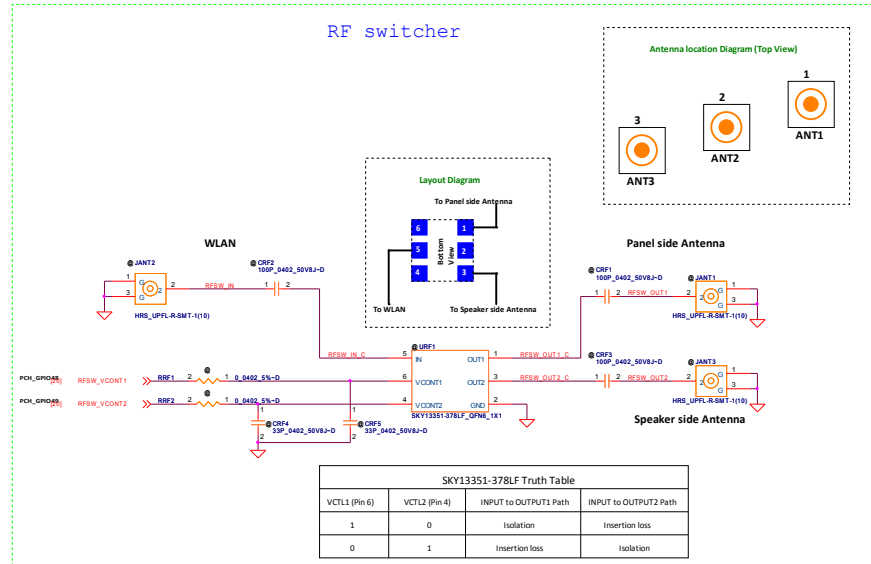
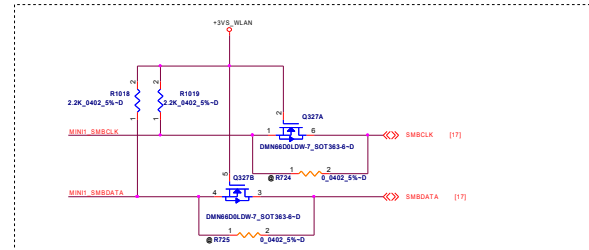


Security Classification		Compal Secret Data		Compal Electronics, Inc.	
Issued Date	2011/06/02	Deciphered Date	2013/10/28	Title	P26-Mini DP CONN
THIS SHEET OF ENGINEERING DRAWINGS IS THE PROPRIETARY PROPERTY OF COMPAL ELECTRONICS, INC. AND CONTAINS CONFIDENTIAL AND TRADE SECRET INFORMATION. THIS SHEET MAY NOT BE TRANSMITTED FROM THE CUSTODY OF THE COMPETENT DIVISION OF HAD DEPARTMENT EXCEPT AS AUTHORIZED BY COMPAL ELECTRONICS, INC. NEITHER THIS SHEET NOR THE INFORMATION IT CONTAINS MAY BE USED BY OR DISCLOSED TO ANY THIRD PARTY WITHOUT PRIOR WRITTEN CONSENT OF COMPAL ELECTRONICS, INC.				Doc No	LA-8821P
				Rev	1.0
				Date	Filed: September 28, 2012
				Issue	16 of 54

Laptopblue

[illegible]

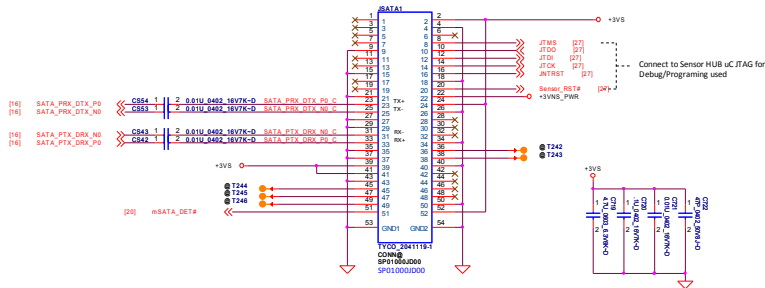
Security Classification		Compal Secret Data		Compal Electronics, Inc.	
Issued Date	2011/06/02	Deciphered Date	2013/10/28	Title	P27-Sensor Fusion / TPM
THIS SHEET OF ENGINEERING DRAWING IS THE PROPRIETARY PROPERTY OF COMPAL ELECTRONICS, INC. AND CONTAINS CONFIDENTIAL AND TRADE SECRET INFORMATION. THIS SHEET MAY NOT BE TRANSFERRED FROM THE CUSTODY OF THE COMPETENT DIVISION OF R&D DEPARTMENT BY COMPAL ELECTRONICS, INC. WITHOUT THE WRITTEN PERMISSION OF THE INFORMATION TECHNOLOGY AND SECURITY DIVISION OF COMPAL ELECTRONICS, INC.				Size	Unclassified Number
IT IS HEREBY DECLARED THAT THIS SHEET OF ENGINEERING DRAWING IS THE PROPRIETARY PROPERTY OF COMPAL ELECTRONICS, INC. AND CONTAINS CONFIDENTIAL AND TRADE SECRET INFORMATION. THIS SHEET MAY NOT BE TRANSFERRED FROM THE CUSTODY OF THE COMPETENT DIVISION OF R&D DEPARTMENT BY COMPAL ELECTRONICS, INC. WITHOUT THE WRITTEN PERMISSION OF THE INFORMATION TECHNOLOGY AND SECURITY DIVISION OF COMPAL ELECTRONICS, INC.				LA-8821P 1.0	
Date	2012/03/20	Sheet	27	of 4	



Security Classification		Compal Secret Data		Compal Electronics, Inc.	
Issued Date	2011/06/02	Deciphered Date	2013/10/28	1 of 6	
THIS SHEET OF ENGINEERING DRAWING IS THE PROPRIETARY PROPERTY OF COMPAL ELECTRONICS, INC. AND CONTAINS CONFIDENTIAL AND TRADE SECRET INFORMATION. THIS SHEET MAY NOT BE TRANSMITTED FROM THE CUSTODY OF THE COMPETITOR DIVISION OF R&D DEPARTMENT OR AUTHORIZED BY COMPAL ELECTRONICS, INC. WITHOUT WRITTEN CONSENT FROM THE INFORMATION IT CONTAINS MAY BE USED OR DISCLOSED TO ANY THIRD PARTY WITHOUT PRIOR WRITTEN CONSENT OF COMPAL ELECTRONICS, INC.				P28-WLAN / WiGig / BT ESN Document Number LA-8821P Date: 2012-06-28 10:22:12 Sheet 28 of 54	

mSATA Card

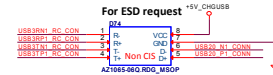
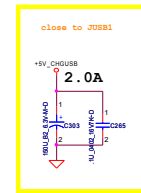
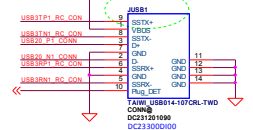
Laptopblue



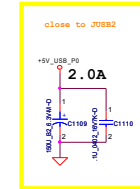
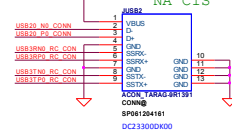
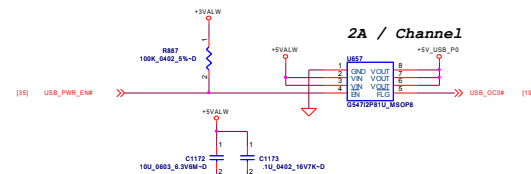
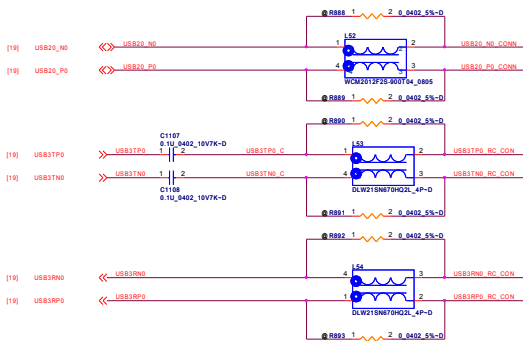
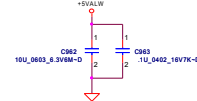
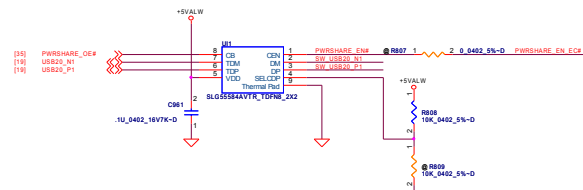
Security Classification		Compal Secret Data		Compal Electronics, Inc.	
Issued Date	2011/06/02	Deciphered Date	2013/10/28	Title	P29-mSATA / NFC Conn
THIS SHEET OF ENGINEERING DRAWING IS THE PROPRIETARY PROPERTY OF COMPAL ELECTRONICS, INC. AND CONTAINS CONFIDENTIAL AND TRADE SECRET INFORMATION. THIS SHEET MAY NOT BE TRANSMITTED FROM THE CUSTODY OF THE COMPETENT DIVISION OF R&D DEPARTMENT EXCEPT AS AUTHORIZED BY COMPAL ELECTRONICS, INC. NEITHER THIS SHEET NOR THE INFORMATION IT CONTAINS MAY BE USED BY OR DISCLOSED TO ANY THIRD PARTY WITHOUT PRIOR WRITTEN CONSENT OF COMPAL ELECTRONICS, INC.				Rev C	1.0
				Docu. Number LA-8821P	
				Date Friday, September 28, 2012	Sheet 29 of 34

Laptopblue

Modify JUSB1 connector mfr. P/N from USB014-107CRL-TW to
USB014-107CRL-TWD (remove mayla only)

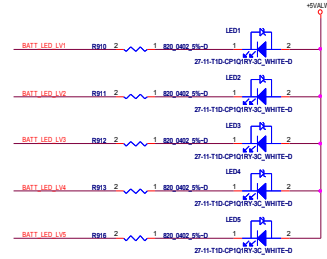
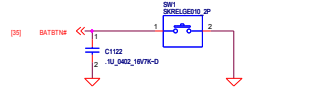
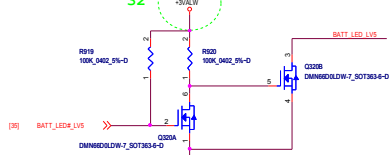
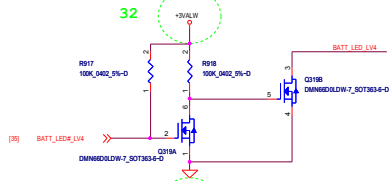
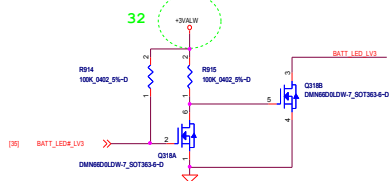
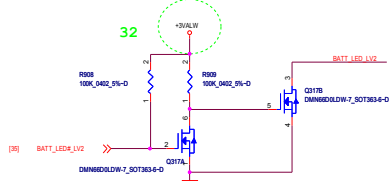
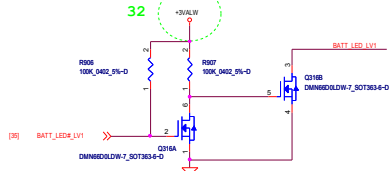


2A / Channel



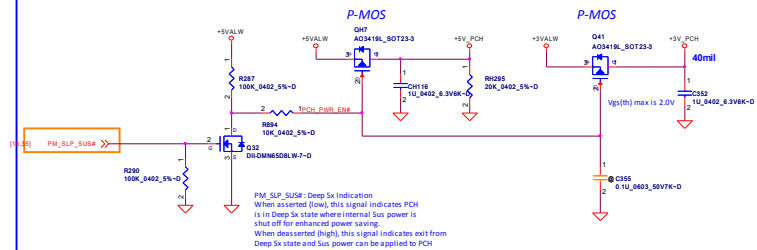
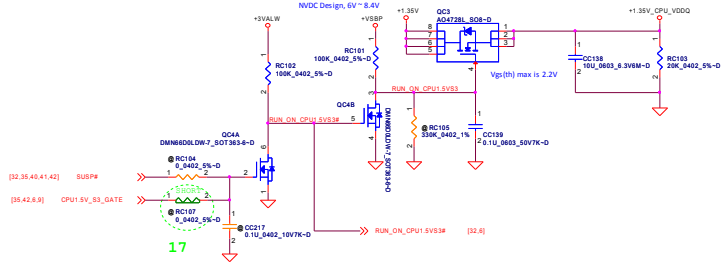
Security Classification	Compul Secret Data		Compul Electronics, Inc.	
Issued Date	2011/06/02	Deciphered Date	2013/10/28	Title
THIS SHEET OF ENGINEERING DRAWING IS THE PROPRIETARY PROPERTY OF COMPAQ ELECTRONICS, INC. AND CONTAINS CONFIDENTIAL AND TRADE SECRET INFORMATION. THIS SHEET MAY NOT BE TRANSFERRED FROM THE CUSTODY OF THE COMPETITOR DIVISION OF R&D DEPARTMENT AND MAY BE REPRODUCED OR TRANSMITTED IN ANY FORM OR BY ANY MEANS WITHOUT THE WRITTEN PERMISSION OF COMPAQ ELECTRONICS, INC. IF THIS SHEET IS REPRODUCED OR TRANSMITTED IN ANY FORM OR BY ANY MEANS WITHOUT THE WRITTEN PERMISSION OF COMPAQ ELECTRONICS, INC. IT SHALL BE CONSIDERED A VIOLATION OF THE PROPRIETARY RIGHTS OF COMPAQ ELECTRONICS, INC. AND THE INFORMATION CONTAINED HEREIN SHALL BE KEPT CONFIDENTIAL.			P30-USB 3.0 IO CONN	
			Rev	1.0
			LA-821P	
			Date	10/28/2013
			Sheet	30 of 54

Laptopblue



Security Classification		Compal Secret Data		Compal Electronics, Inc.	
Issued Date	2011/06/02	Deciphered Date	2013/10/28	Title	
THIS SHEET OF ENGINEERING DRAWING IS THE PROPRIETARY PROPERTY OF COMPAL ELECTRONICS, INC. AND CONTAINS CONFIDENTIAL AND TRADE SECRET INFORMATION. THIS SHEET MAY NOT BE TRANSFERRED FROM THE CUSTODY OF THE COMPETENT DIVISION OF R&D DEPARTMENT SECRET AS AUTHORIZED BY COMPAL ELECTRONICS, INC. WITHIN THIS SHEET FOR THE INFORMATION IT CONTAINS MAY BE USED BY OR DISCLOSED TO ANY THIRD PARTY WITHOUT PRIOR WRITTEN CONSENT OF COMPAL ELECTRONICS, INC.				Docuement Number	
				LA-8821P	
				Rev	
				1.0	
				Date	
				Eating September 28, 2012	
				Sheet	
				31 of 34	

+3VALW to +3V_PCH, +5VALW to +5V_PCH

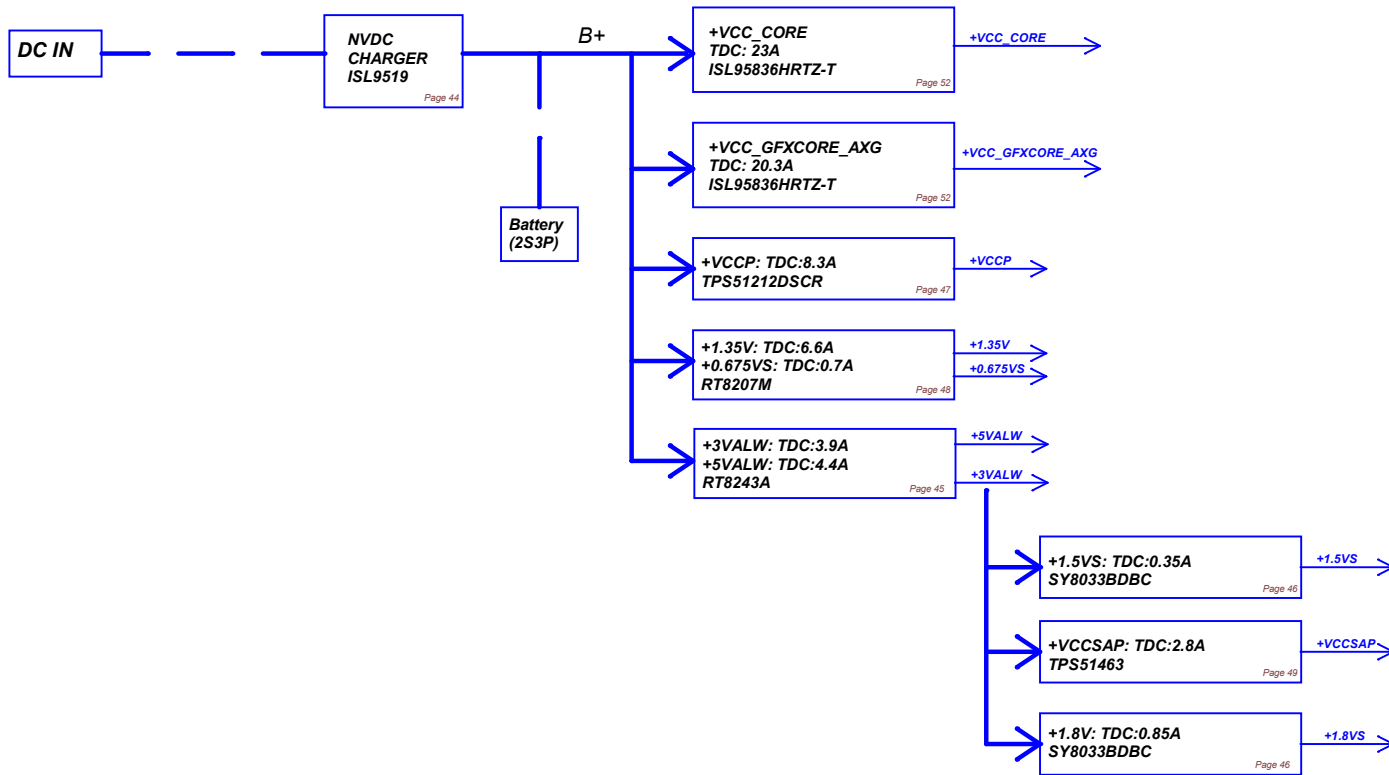
[illegible]

Security Classification	Compul Secret Data		Title	
Issued Date	2011/09/02	Deciphered Date	2013/10/28	
THIS SHEET OF ENGINEERING DRAWING IS THE PROPRIETARY PROPERTY OF COMPUL ELECTRONICS, INC. AND CONTAINS CONFIDENTIAL INFORMATION. ANY REUSE OR REPRODUCTION OF THIS SHEET WITHOUT THE WRITTEN CONSENT OF COMPUL ELECTRONICS, INC. IS STRICTLY PROHIBITED. ANY INFORMATION CONTAINED HEREIN IS UNCLASSIFIED AND NOT BE RELEASED TO THE PUBLIC OR TO ANY OTHER PERSON OR ENTITY WITHOUT THE WRITTEN CONSENT OF COMPUL ELECTRONICS, INC.			P32-DC/DC Interface LA-8821P Date: <u>Friday, September 28, 2012</u>	
Rev 1.0 This drawing is the property of Compul Electronics, Inc. and is to be used only for the purpose of the project specified. It is not to be reproduced, copied, or distributed without the written consent of Compul Electronics, Inc.			Rev 1.0 Date: <u>Friday, September 28, 2012</u>	


FAN CONN

Security Classification	Compul Secret Data	Title	Compul Electronics, Inc.		
Issued Date	2011/09/02	Declassified Date	2013/10/28		
THIS SHEET OF ENGINEERING DRAWING IS THE PROPRIETARY PROPERTY OF COMPUL ELECTRONICS, INC. AND CONTAINS CONFIDENTIAL AND TRADE SECRET INFORMATION. THIS SHEET MAY NOT BE TRANSMITTED FROM THE CUSTODY OF THE COMPETITOR DIVISION OF R&D DEPARTMENT OR ANY AUTHORIZED BY COMPUL ELECTRONICS, INC. WITHOUT THE WRITTEN INFORMATION IT CONTAINS MAY BE USED OR DISCLOSED TO ANY THIRD PARTY WITHOUT PRIOR WRITTEN CONSENT OF COMPUL ELECTRONICS, INC.			Rev	Doc/Sheet Number	Rev
			1.0	P35-EC ENE-KB9012	
			1.0	LA-821P	
			Date	Friday, September 29, 2012	Sheet 05 of 04

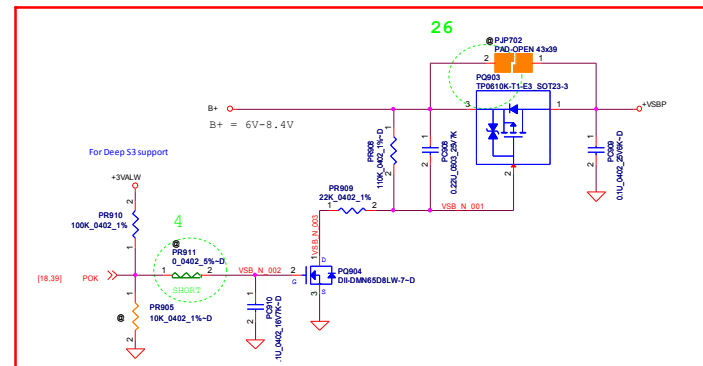
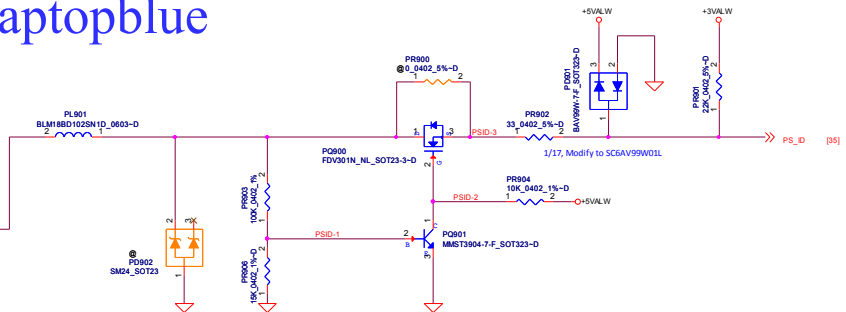
Laptopblue



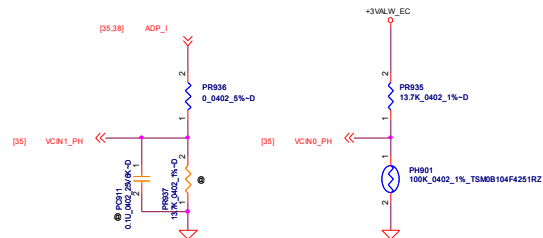
PROPRIETARY NOTE: THIS SHEET OF ENGINEERING DRAWINGS AND SPECIFICATIONS CONTAINS CONFIDENTIAL TRADE SECRET AND OTHER PROPRIETARY INFORMATION OF DELL INC. ("DELL"). THIS DOCUMENT MAY NOT BE TRANSFERRED OR COPIED WITHOUT THE EXPRESS WRITTEN AUTHORIZATION OF DELL. IN ADDITION, WITHOUT THIS SHEET AND THE INFORMATION IT CONTAINS MAY BE USED BY OR DISCLOSED TO ANY THIRD PARTY WITHOUT DELL'S EXPRESS WRITTEN CONSENT.

		Compal Electronics, Inc.	
		P36-PWR-POWER BLOCK DIAGRAM	
File	Document Number	Size	Rev
	LA-8821P		1.0
Date	Friday, September 18, 2015	Page	36 of 54

Laptopblue



PH901 under CPU botten side :
CPU thermal protection at 85 degree C
Recovery at 50 degree C



PROPRIETARY NOTE: THIS SHEET OF ENGINEERING DRAWING AND SPECIFICATIONS CONTAINS CONFIDENTIAL TRADE SECRET AND OTHER PROPRIETARY INFORMATION OF DELL INC. ("DELL") THIS DOCUMENT MAY NOT BE TRANSFERRED OR COPIED WITHOUT THE EXPRESS WRITTEN AUTHORIZATION OF DELL. IN ADDITION, NEITHER THIS SHEET NOR THE INFORMATION IT CONTAINS MAY BE USED BY OR DISCLOSED TO ANY THIRD PARTY WITHOUT DELL'S EXPRESS WRITTEN CONSENT.



Compal Electronics, Inc.

Title	P37-PWR_DCIN / BATT CONN / OTP
-------	---------------------------------------

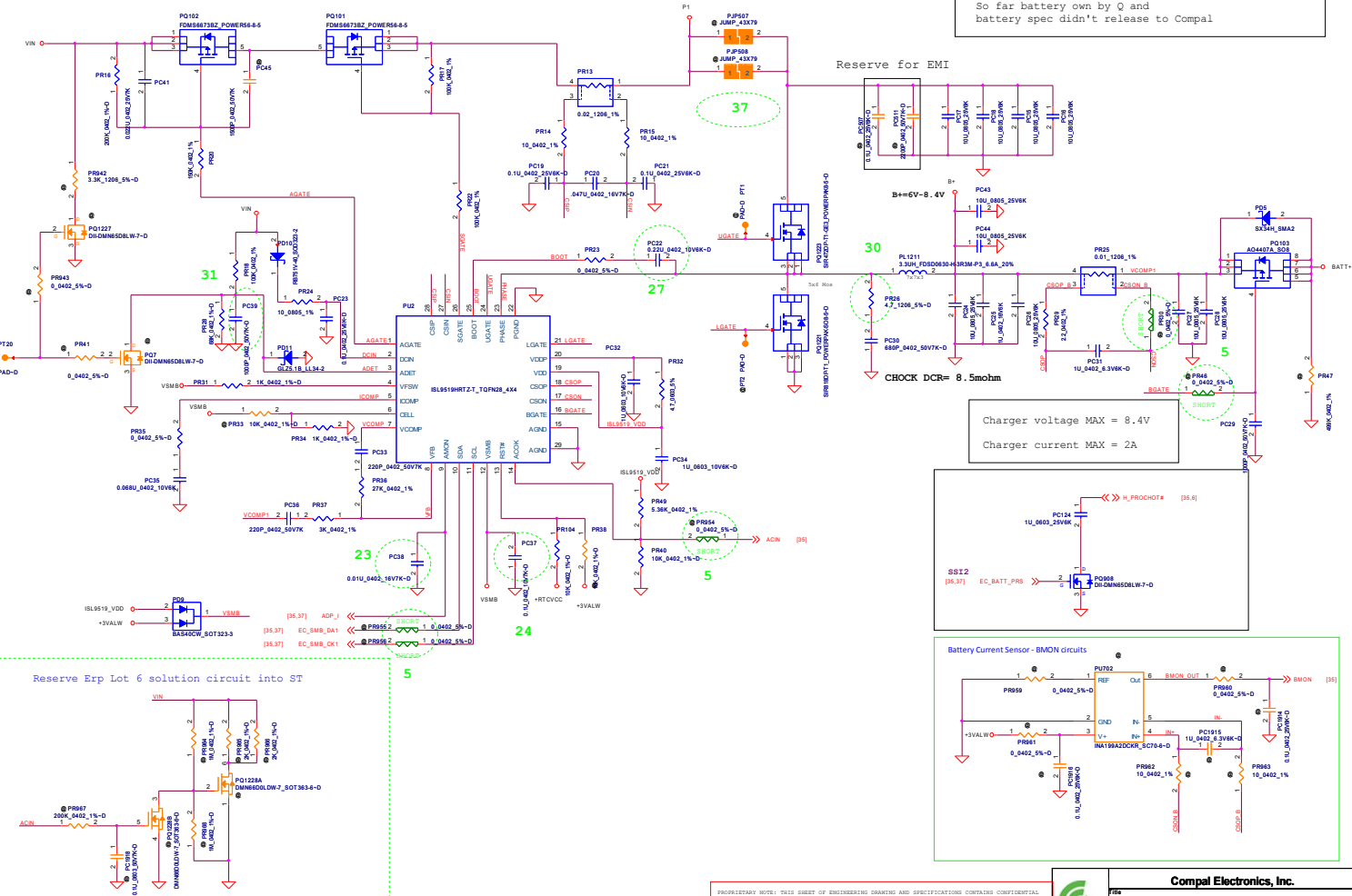
LA-8821P

Date: Friday, September 28, 2012 Sheet 37 of 64

1.0

Laptopblue

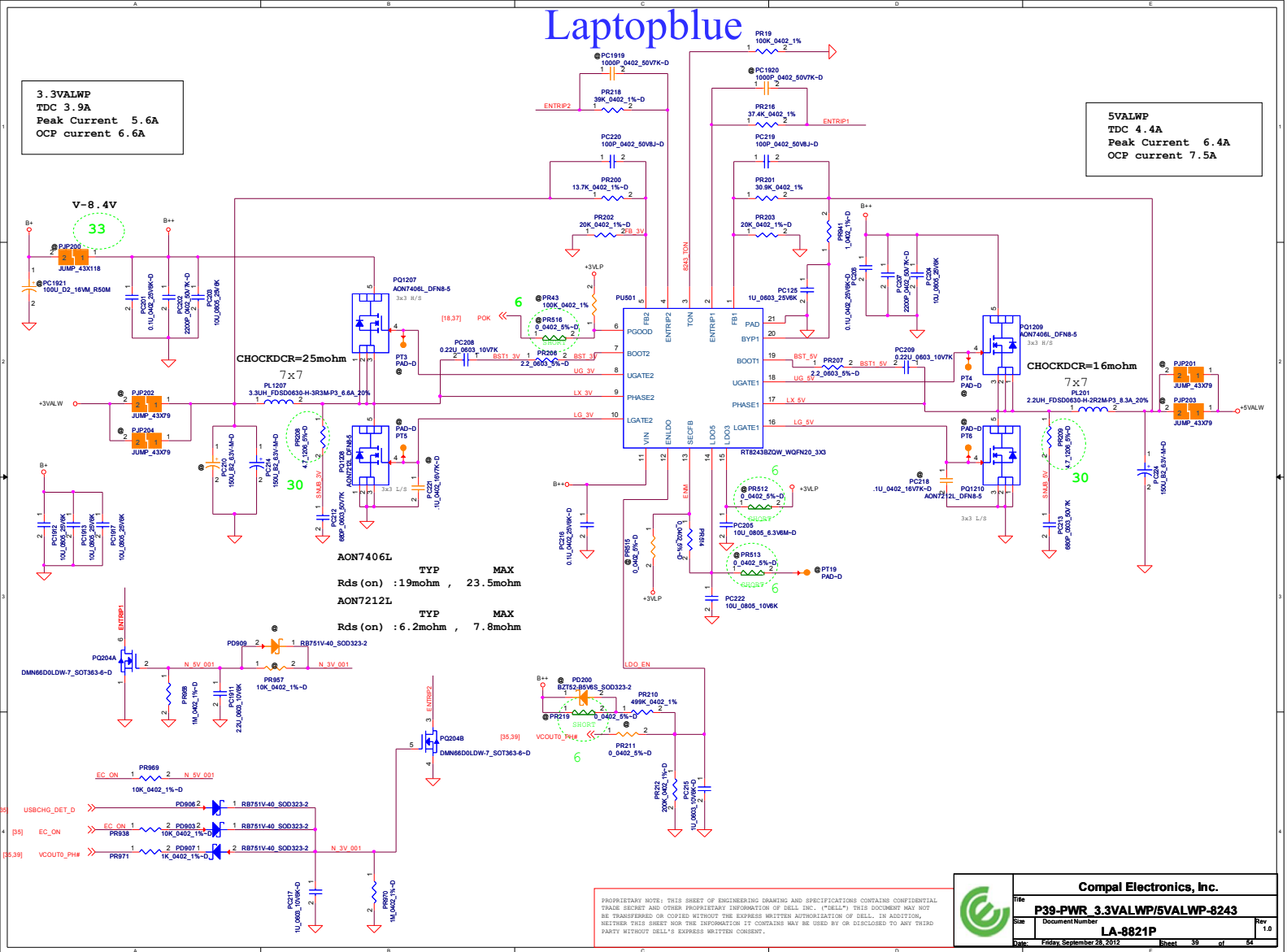
```
(battery = 2S3P -->
  2150mAh*3= 6450mAh
---->6450mAh*0.6C=3.9A)
---->6450mAh*0.9C=5.8A)
Design charger current around 6A for worst case
So far battery own by Q and
battery spec didn't release to Compal
```



Laptopblue

3.3VALWP
TDC 3.9A
Peak Current 5.6A
OCP current 6.6A

5VALWP
TDC 4.4A
Peak Current 6.4A



PROPRIETARY NOTE: THIS SHEET OF ENGINEERING DRAWING AND SPECIFICATIONS CONTAINS CONFIDENTIAL TRADE SECRET AND OTHER PROPRIETARY INFORMATION OF DELL INC. ("DELL") THIS DOCUMENT MAY NOT BE TRANSFERRED OR COPIED WITHOUT THE EXPRESS WRITTEN AUTHORIZATION OF DELL. IN ADDITION, NEITHER THIS SHEET NOR THE INFORMATION IT CONTAINS MAY BE USED BY OR DISCLOSED TO ANY THIRD PARTY WITHOUT DELL'S EXPRESS WRITTEN CONSENT.



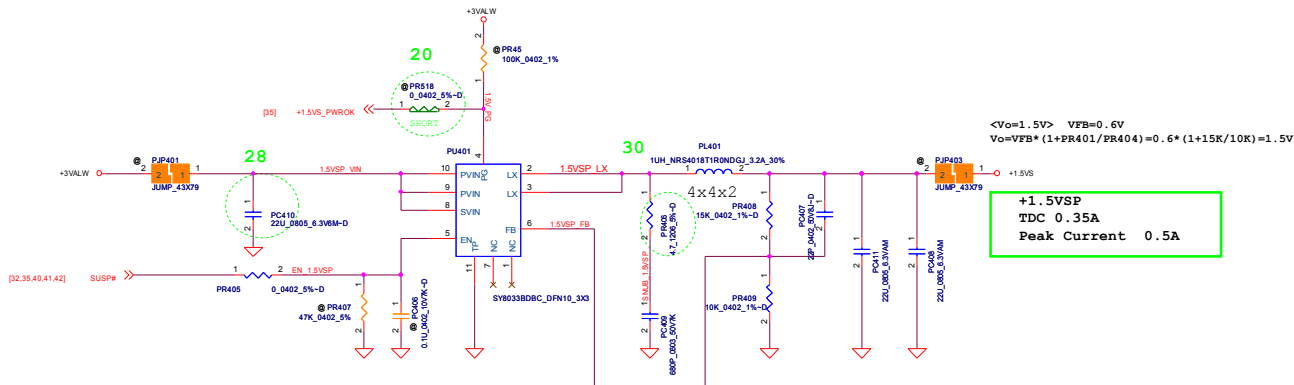
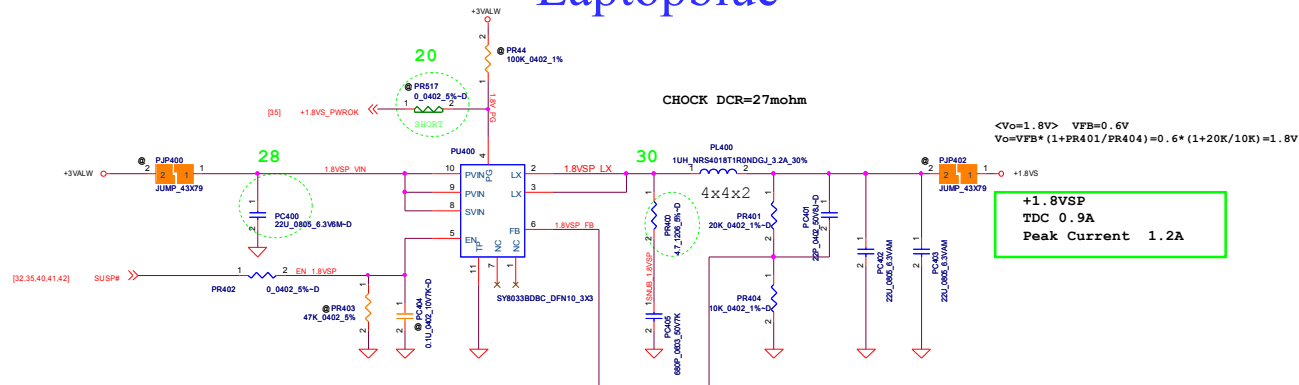
Compal Electronics, Inc.

P39-PWR 3.3VALWP/5VALWP-8243

Size	Document Number	Rev
	I A-8821P	1.0

Date: Friday, September 28, 2012 Sheet 39 of 54

Laptopblue



PROPRIETARY NOTE: THIS SHEET OF ENGINEERING DRAWING AND SPECIFICATIONS CONTAINS CONFIDENTIAL TRADE SECRET AND OTHER PROPRIETARY INFORMATION OF DELL INC. ("DELL") THIS DOCUMENT MAY NOT BE TRANSMITTED OR COPIED WITHOUT THE EXPRESS WRITTEN AUTHORIZATION OF DELL. IN ADDITION, NEITHER THIS SHEET NOR THE INFORMATION IT CONTAINS MAY BE USED BY OR DISCLOSED TO ANY THIRD PARTY WITHOUT DELL'S EXPRESS WRITTEN CONSENT.

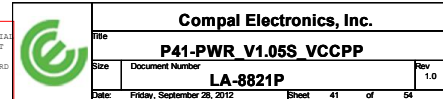


Compal Electronics, Inc.

File		P40-PWR_1.8VSP/1.5VSP	
Doc	Document Number	LA-8821P	
Date	Friday, September 28, 2012	Sheet	40 of 54

Rev 1.0

PROPRIETARY NOTE: THIS SHEET OF ENGINEERING DRAWING AND SPECIFICATIONS CONTAINS CONFIDENTIAL TRADE SECRET AND OTHER PROPRIETARY INFORMATION OF DELL INC. ("DELL") THIS DOCUMENT MAY NOT BE TRANSFERRED OR COPIED WITHOUT THE EXPRESS WRITTEN AUTHORIZATION OF DELL. IN ADDITION, NEITHER THIS SHEET NOR THE INFORMATION IT CONTAINS MAY BE USED BY OR DISCLOSED TO ANY THIRD PARTY WITHOUT DELL'S EXPRESS WRITTEN CONSENT.



PROPRIETARY NOTE: THIS SHEET OF ENGINEERING DRAWING AND SPECIFICATIONS CONTAINS CONFIDENTIAL, TRADE SECRET AND OTHER PROPRIETARY INFORMATION OF DELL INC. ("DELL") THIS DOCUMENT MAY NOT BE TRANSFERRED OR COPIED WITHOUT THE EXPRESS WRITTEN AUTHORIZATION OF DELL. IN ADDITION, NEITHER THIS SHEET NOR THE INFORMATION IT CONTAINS MAY BE USED BY OR DISCLOSED TO ANY THIRD PARTY WITHOUT DELL'S EXPRESS WRITTEN CONSENT.



Size	Document Number
	LA-8821P

		Rev 1
Sheet	42 of 54	

Laptopblue

The 1k PD on the VCCSA VIDs are empty. These should be stuffed to ensure that VCCSA VID is 00 prior to VCCIO stability.

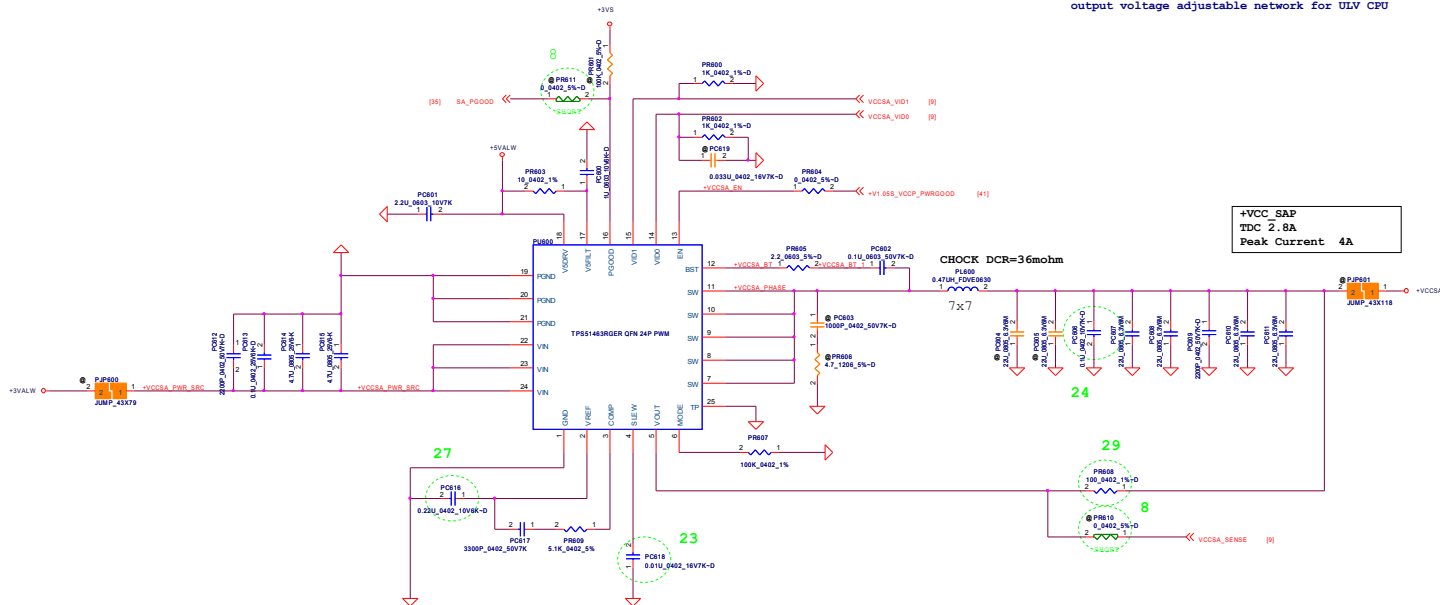
12/15 update value

VID [0]	VID[1]	VCCSA Vout
0	0	0.9V
0	1	0.85V
1	0	0.775V
1	1	0.75V

output voltage adjustable network for ULV CPU

+VCC_SAP	
TDC 2.8A	
Peak Current	4A

CHOCK DCR=36mohm



PROPRIETARY NOTE: THIS SHEET OF ENGINEERING DRAWING AND SPECIFICATIONS CONTAINS CONFIDENTIAL TRADE SECRET AND OTHER PROPRIETARY INFORMATION OF DELL INC. ("DELL") THIS DOCUMENT MAY NOT BE TRANSFERRED OR COPIED WITHOUT THE EXPRESS WRITTEN AUTHORIZATION OF DELL. IN ADDITION, NEITHER THIS SHEET NOR THE INFORMATION IT CONTAINS MAY BE USED BY OR DISCLOSED TO ANY THIRD PARTY WITHOUT DELL'S EXPRESS WRITTEN CONSENT.



Compal Electronics, Inc.

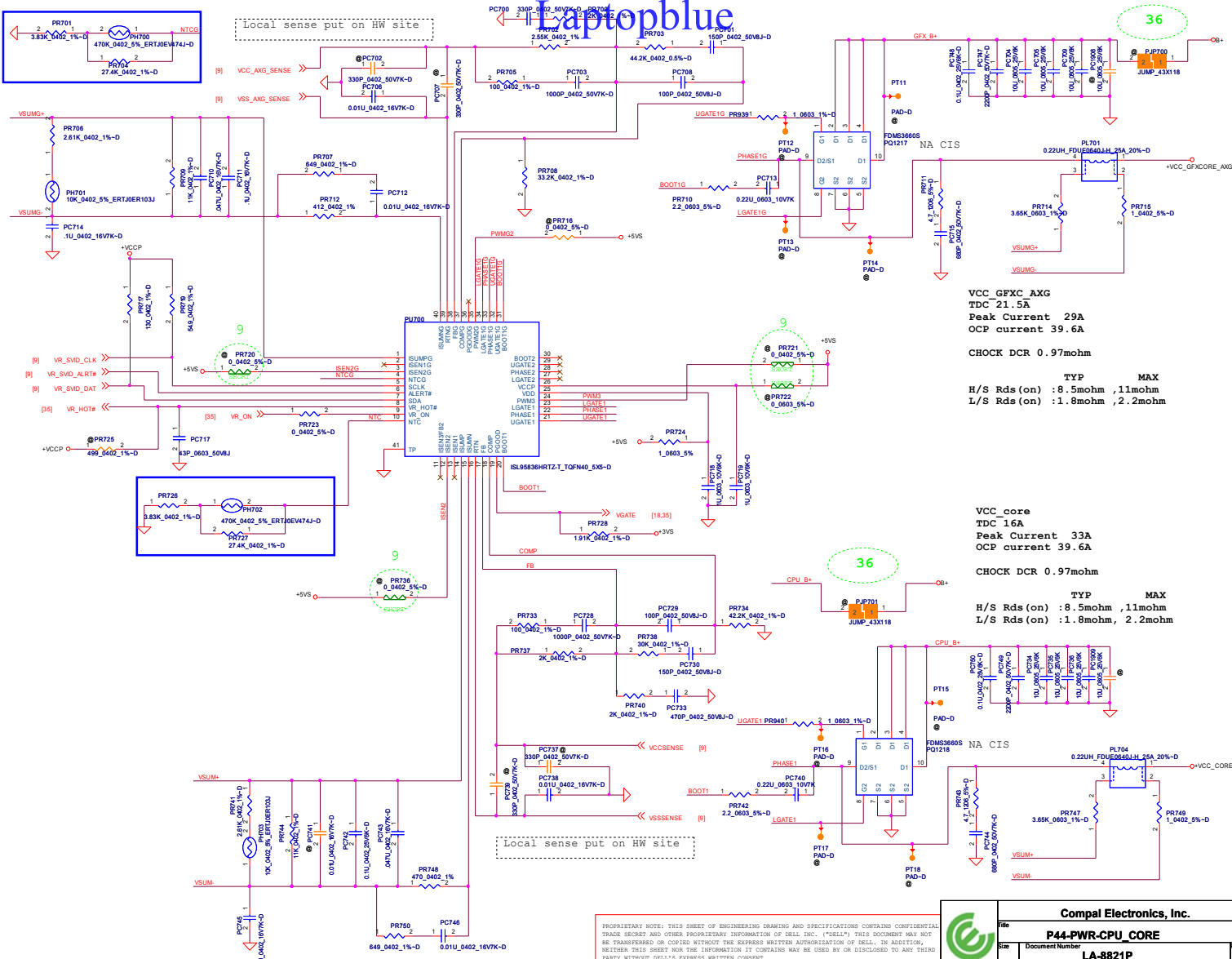
Title	Doc 2018-110015
-------	-----------------

P43-PWR +VCC	
Wire	Document Number

Document Number: **LA-8821P**

Date: Friday, September 28, 2012 Sheet 43 of 54

PC700 330P 0.02 50V7K-D PR700 2K 042 1%
PR702 2.55K 0402 1% PR703 PC701 150P 0402 50VBJ-D



VCC_GFXC_AXG
TDC 21.5A
Peak Current 29A
OCP current 39.6A

CHOCK DCR 0.97mohm

	TYP	MAX
H/S Rds (on)	:8.5mohm	,11mohm
L/S Rds (on)	:1.8mohm	,2.2mohm

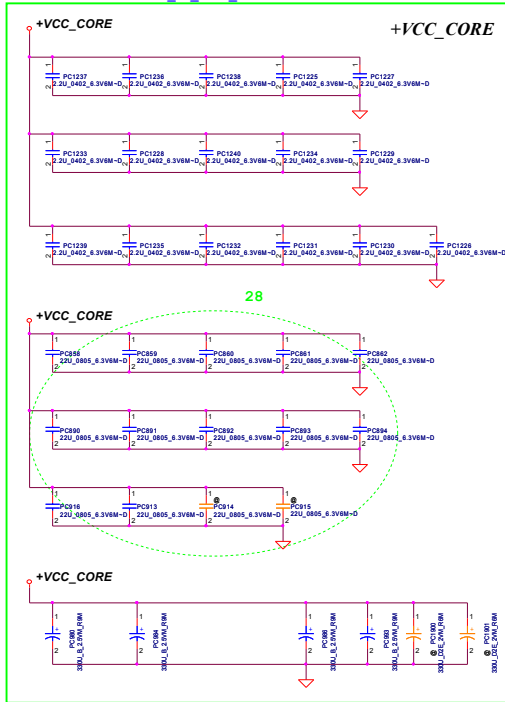
```
VCC_core
TDC 16A
Peak Current 33A
OCF Current 39.6A

CHOCK DCR 0.97mohm

                TYP      MAX
H/S Rds(on)  :8.5mohm ,11mohm
L/S Rds(on)  :1.8mohm, 2.2mohm
```

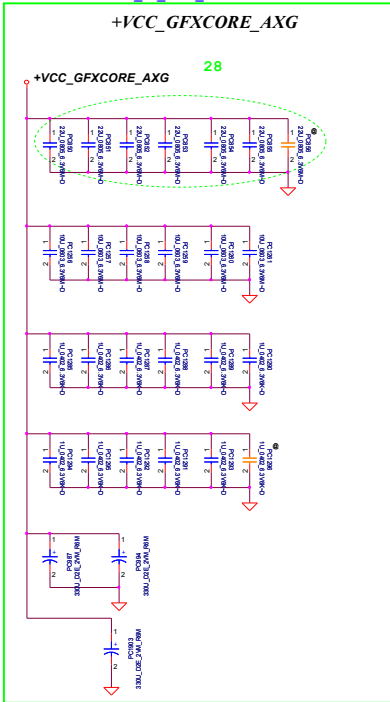
Laptopblue

Below is 458544 CR_PDDG 0.8 Table 7-1.



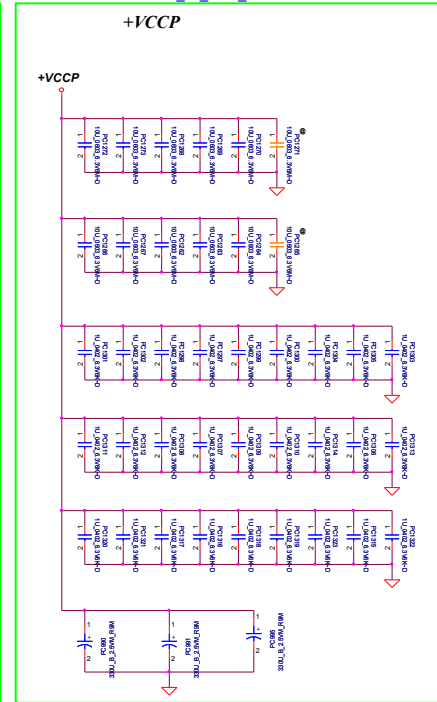
Output Decoupling Recommendations
VCCORE
1.330uF_6mohm*3 (near VR)
2.22uF*12 (Between VR&CPU)
3.2.2uF*16 (Bottom of CPU)

Below is 458544 CR_PDDG 0.8 Table 7-4.



Output Decoupling Recommendations
1GFX
1.470uF_4.5mohm*2 (near VR)
2.22uF*6 (Between VR&CPU)
3.10uF*6 (Between VR&CPU, near CPU)
4.1uF*12 (Bottom of CPU)

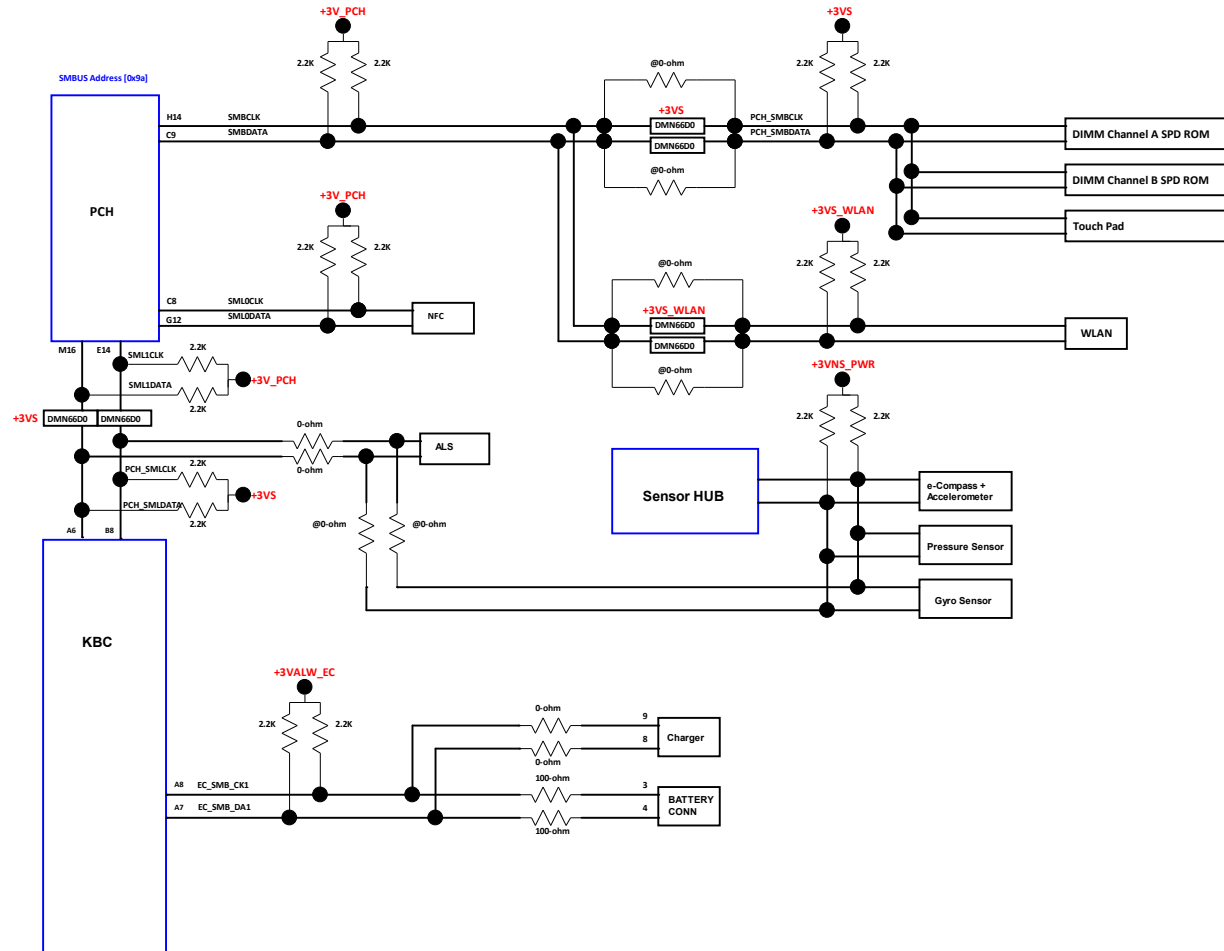
Below is 458544 CR_PDDG 0.8 Table 7-7.



Output Decoupling Recommendations
VCCP 1.05V
1.330uF_6mohm*2 (near VR)
3.10uF*10 (Between VR&CPU)
4.1uF*27 (Bottom of CPU)

PROPRIETARY NOTE: THIS SHEET OF ENGINEERING DRAWINGS AND SPECIFICATIONS CONTAINS CONFIDENTIAL TRADE SECRET AND OTHER PROPRIETARY INFORMATION OF DELL INC. ("DELL"). THIS DOCUMENT MAY NOT BE TRANSMITTED OR COPIED WITHOUT THE EXPRESS WRITTEN APPROVAL OF DELL. IN ADDITION, NOTHING IN THIS SHEET NOR THE INFORMATION IT CONTAINS MAY BE USED BY OR DISCLOSED TO ANY THIRD PARTY WITHOUT DELL'S EXPRESS WRITTEN CONSENT.

Laptopblue



Security Classification		Compal Secret Data		Compal Electronics, Inc.	
Issued Date	2011/06/02	Deciphered Date	2013/10/28	Title	
THIS SHEET OF ENGINEERING DRAWING IS THE PROPRIETARY PROPERTY OF COMPAL ELECTRONICS, INC. AND CONTAINS CONFIDENTIAL AND TRADE SECRET INFORMATION. THIS SHEET MAY NOT BE TRANSMITTED FROM THE CUSTODY OF THE COMPETENT DIVISION OF R&D DEPARTMENT EXCEPT AS AUTHORIZED BY COMPAL ELECTRONICS, INC. NEITHER THIS SHEET NOR THE INFORMATION IT CONTAINS MAY BE USED BY OR DISCLOSED TO ANY THIRD PARTY WITHOUT PRIOR WRITTEN CONSENT OF COMPAL ELECTRONICS, INC.				Size	Document Number
				Rev	1.0
				Date	Friday, September 28, 2012
				Sheet	06 of 04



[AC in]

[Battery only, AC absent]

Discrete Power On Sequence

[AC in]

[Battery only, AC absent]



ITEM	Measure Point	Time
T1	VIN	To AGND
T2	VIN	To B+
T3	B+	To *3VLP
T4	*3VLP	To EC_ON
T5	EC_ON	To *3VALW
T6	EC_ON	To *3VALW
T7	EC_ON	To *3VSB
T8	EC_ON	To *3V_PCH_DSW
T9	*3V_PCH_DSW	To PCH_DPWR0K
T10	PCH_DPWR0K	To PM_SLP_S2B#
T11	PM_SLP_S2B#	To *3V_PCH+5V_PCH
T12	PBTN_SW#	Low pulse width

ITEM	Measure Point	Time
T1	B+	To *3VLP
T2	PBTN_SW#	Low pulse width
T3	*3VLP	To EC_ON
T4	EC_ON	To *3VALW
T5	EC_ON	To *3VSB
T6	EC_ON	To *3V_PCH_DSW
T7	*3V_PCH_DSW	To PCH_DPWR0K
T8	PCH_DPWR0K	To PM_SLP_S2B#
T9	PM_SLP_S2B#	To *3V_PCH+5V_PCH

ITEM	Measure Point	Time
T11	PBTN_SW#	To PCH_RMRST#
T12	PCH_RMRST#	To SUBCLK
T13	PCH_RMRST#	To AC_PRESENT
T14	PBTN_OUT#	Low pulse width
T15	PCH_RMRST#	To PCH_SUBWARM#
T16	PCH_SUBWARM#	To SUBACK#
T17	SUBACK#	To PM_SLP_S5B
T18	PM_SLP_S5B	To PM_SLP_S4B
T19	PM_SLP_S4B	To SYSON
T20	SYSON	To +1.35V
T21	+1.35V	To +1.5V_PWR0K
T22	PM_SLP_S4B	To PM_SLP_S3B
T23	PM_SLP_S3B	To SUBP#
T24	SUBP#	To +5VS
T25	SUBP#	To +3VS
T26	SUBP#	To +1.5VS
T27	SUBP#	To +1.5VS_PWR0K
T28	SUBP#	To +1.5VS
T29	SUBP#	To +1.5V_PWR0K
T30	SUBP#	To +VCCP
T31	SUBP#	To +V1.5S_VCCP_PWRGD
T32	SUBP#	To +VCCSA
T33	SUBP#	To SA_PG00D
T34	SUBP#	To CPU1.5V_S3_GATE
T35	CPU1.5V_S3_GATE	To +1.35V_CPU_VDDQ
T36	CPU1.5V_S3_GATE	To +0.875VS
T37	SA_PG00D	To HWPG
T38	HWPG	To VR_ON
T39	HWPG	To PCH_PWR0K
T40	PCH_PWR0K	To PM_DRAM_PWRGD
T41	PM_DRAM_PWRGD	To H_CPU_PWRGD
T42	H_CPU_PWRGD	To SVID
T43	H_CPU_PWRGD	To +VCC_CORE
T44	H_CPU_PWRGD	To VGATE
T45	H_CPU_PWRGD	To SYS_PWR0K
T46	SYS_PWR0K	To PCH_PLT02B#

Version Change List (Alpha List)

Page 1

Item	Page#	Title	Date	Request Owner	Issue Description	Solution Description	Rev.
1	24	eDP/ Camera CONN	2012-03-02	Compal_Vicent	eDP touch sreen's power missing in BBU stage	R1084 BOM structure is "0" (de-pop), change to POP	X01
2	35	EC ENE-KB9012	2012-03-05	Compal_Vicent	Debug power switch un-work, short to GND	SW2 OrCard symbol is different with specification Correct SW2 symbol	X01
3	35	EC ENE-KB9012	2012-03-05	Compal_Vicent	Insert USB device into power share port, the 3V/5V can't power-on automatic in S5/DC mode	R922 need de-pop to avoid become voltage divider with R938 and PD906	X01
4	35	EC ENE-KB9012	2012-03-05	Compal_Vicent	WLAN power will be turn-on a short time while adapter plug in	WLAN_EN# signal PU resistor R1012 need pop to prevent Hi-Z state while EC during initial state	X01
5	27	Sensor Fussion / TPM	2012-03-06	Compal_Vicent	Wrong power rail on Gyro sensor VDD_I0 pin	Correct Gyro sensor U638 VDD_I0 power from +3VS to +3VNS_PWR	X01
6	27	Sensor Fussion / TPM	2012-03-07	Compal_Vicent	Follow Intel Sensor HUB HWDG v0.5 to modify design	1. Sensor HUB uC (U636) VBAT power change from +RTCVCC to +3VALW power 2. Sensor HUB load switch power rail change from +3VALW to +3VS	X01
7	06	CPU(2/6) PM_XDP,CLK5,PLT	2012-03-09	Compal_Vicent	Change design to support Deep S3	1. De-pop RC72, Pop RC145 and R1035, DRAM_RST# gated by EC 2. Pop RH313, PCH Suspend power rail control by PCH 3. Pop RH310, De-pop RH128, Wake-up event change connect to PCH GPIO27 4. Pop RH309, De-pop RH126, PCH DPWROK change to +3VALW PG 5. Pop RH312, De-pop RH214, PCH VCCDSW change to +3VALW	X01
	18	PCH (3/8) DML,F0LPM,GFX,DP				6. R225 value change to 8.2K, Change Board ID to 1 for identify Deep S3 suport PCBA	
	22 35	PCH (7/8) PWR EC ENE-KB9012				1. U637 P/N change from SA00004M00 to SA00004M0L 2. U638 P/N change from SA00005HQ00 to SA00005HQ0L 3. U653 P/N change from SA00004TTD0 to SA00004TTDL 4. C1204 and C1204 value change from 18pF to 27pF 2. CH23 and CH24 value change from 15pF to 12pF	
8	27	Sensor Fussion / TPM	2012-03-12	Compal_Vicent	Change e-Compass, Gyro, Pressure sensor to DELL P/N		X01
9	27 17	Sensor Fussion / TPM PCH (2/8) PCIE, SMBUS, CLK	2012-03-15	Compal_Vicent	1. Follow Vendor EA result, change 8MHz crystal Capacitor value 2. Follow Vendor EA result, change 25MHz crystal Capacitor value		X01
10	24	eDP/ Camera CONN	2012-03-15	Compal_Vicent	Win8 Button doesn't work, Double PU in P24 and P35 on net Win8_BTN_SW#	Page24 R977 de-pop, R978 change from 10K to 1K	X01
11	21 22 25	PCH (6/8) PWR PCH (7/8) PWR IOL Conn	2012-03-20	Compal Procurement	Change all TAYO bead to MURATA	P21, LH3 P22, LH4, LH6, LH7, LH8 P25, LH9	X01
12	27 29	Sensor Fussion / TPM mSATA / NFC Conn	2012-03-21	Compal_Vicent	Sensor HUB JDG1 is interference to ME design	Connect U636 JTAG interface to mSATA mini-card JSATA1 Pop R1090 0-ohm	X01
13	20	PCH (5/8) GPIO, CPU, MISC Sensor Fussion / TPM	2012-03-22	Intel & Compal_Vicent	Follow Intel Sensor HUB design DG0.5, remove SBD_INT# connection to PCH	Remove SBD_INT# connection to Sensor HUB uC and rename to PCH_GPIO15 Add Test pin on SBD_INT# net	X01
14	19 20	PCH (4/8) PCL USB, NVRAM PCH (5/8) GPIO, CPU, MISC	2012-03-22	Compal_Mandy	Rotation lock can't detect by event trigger method	Rotation Lock signal change connect from PCH GPIO48 to GPIO14	X01
15	17 19	PCH (2/8) PCIE, SMBUS, CLK PCH (4/8) PCL USB, NVRAM	2012-03-23	Compal_Mandy	Intel D53 known issue, if GPIO11 drive low in D53 then re-inserted AC the system will wake-up all way.	Follow BIOS team suggestion, change EC_LID_OUT# connection from GPIO11 to GPIO10	X01
16	5	CPU(1/6) DML,F0LPEEG	2012-03-28	Compal_Jay	Update CPU to L-1 P/N	Update CPU to L-1 P/N((5-3317U/5-3427U/7-3517U/7-3667U)	X01
17	17 29	PCH (2/8) PCIE, SMBUS, CLK mSATA / NFC Conn	2012-03-28	Compal_Jay	Follow Intel NFC review result	Page17 R517 de-pop. Page29 1. add R1100 100K PD, 2. de-pop R973, 3. Pop R974 and change from 10K to 0 ohm.	X01
18	20 27	PCH (5/8) GPIO, CPU, MISC Sensor Fussion / TPM	2012-04-02	Compal_Jay	Add TPM BOM Optional (PCH_GPIO16), PU=WTPM/PD=W/O TPM	TPM@=support TPM, NTPM@=without TPM	X01
19	18 35	PCH (3/8) DML,F0LPM,GFX,DP EC ENE-KB9012	2012-04-02	Compal_Jay	For meet ErP Lot 6, remove PM_SLP_S4# (PCH side) connection to EC.	1.Remove PM_SLP_S4# connection to EC and add test pin. 2.Rename POK to EC_DPWROK. Rename PM_SLP_S4# to EC_DPWROK.	X01
20	17 29	PCH (2/8) PCIE, SMBUS, CLK mSATA / NFC Conn	2012-04-03	Compal_Jay	Modify net name from NFC_IRQ# to NFC_IRQ.	Modify net name from NFC_IRQ# to NFC_IRQ.	X01

Security Classification		Compal Secret Data		Compal Electronics, Inc.	
Issued Date	2011/06/02	Deciphered Date	2013/10/28	Title	P48-EE-PIR-X01-P1
THIS SHEET OF ENGINEERING DRAWING IS THE PROPRIETARY PROPERTY OF COMPAL ELECTRONICS, INC. AND CONTAINS CONFIDENTIAL AND TRADE SECRET INFORMATION. THIS SHEET MAY NOT BE REPRODUCED FROM THE CUSTODY OF THE COMPETENT DIVISION OF R&D DEPARTMENT EXCEPT AS AUTHORIZED BY COMPAL ELECTRONICS, INC. NEITHER THIS SHEET NOR THE INFORMATION IT CONTAINS MAY BE RELEASED BY OR DISCLOSED TO ANY THIRD PARTY WITHOUT PRIOR WRITTEN CONSENT OF COMPAL ELECTRONICS, INC.				Size	Document Number LA-8821P
				Date	Friday, September 28, 2012
				Sheet	48 of 54
				Rev	1.0

Item	Page#	Title	Date	Request Owner	Issue Description	Solution Description	Rev.
21	38	PWR_Charger(SL9519)	2012-04-05	Power_Jeff	Add 0 ohm for EC_SMB_DA1 and EC_SMB_CK1 for charger test.	Add 0 ohm for EC_SMB_DA1 and EC_SMB_CK1 for charge test.	X01
22	44	PWR-CPU_CORE	2012-04-05	Power_Jeff	Follow intersil EA test result modify PR737 form 1.91K to 2.0K for CPU Load Line.	Modify PR737 form 1.91K to 2.0K for CPU LL	X01
23	44	PWR-CPU_CORE	2012-04-05	Power_Jeff	Modify GFXC_core and CPU_core TDC and OCP current note	VCC_GFXC_AXG TDC from 20.3A -->21.5A OCP current from 34.5A to 39.6A VCC_Core TDC from 23A -->16A OCP current from 39A to 39.6A	X01
24	33	SCREWH/KB/RTC	2012-04-09	Compal_Jay	Follow ME dxf file update	Delete H15 and add H21 EMI spring	X01
25	18	PCH (3/8) DMLFDLPM/GFX,DP EC ENE-KB9012	2012-04-09	Compal_Jay	Follow EC suggest modify back PM_SLP_S4# connection to EC.	1. Follow EC suggest modify back PM_SLP_S4# connection to EC. 2.Modify EC_DPWROK back to POK Modify C_DPWROK back to PM_SLP_S4#.	X01
26	27	Sensor Fussion / TPM	2012-04-09	Compal_Jay	Follow TXC crystal EA report	Follow TXC EA report modify CH1202/CH1203 from 6.8PF to 18PF	X01
27	16	PCH (1/8) SATA,HDA,SPL LPC	2012-04-09	Compal_Jay	Follow TXC crystal EA report	Follow TXC EA report modify CH2/CH3 from 18PF to 22PF	X01
28	35	EC ENE-KB9012	2012-04-09	Compal_Jay	Modify board ID to Revision :X01	Modify R225 from 8.2K to 18K	X01
29	38	PWR_Charger(SL9519)	2012-04-09	Power_Jeff	Follow Charger EA, modify switching frequency to slow	Change PL1211 form 1uH to 3.3uH	X01
30	44	PWR-CPU_CORE	2012-04-09	Power_Jeff	Follow intersil EA test result, modify CPU OCP Value.	change PR748 from 422 to 442 ohm	X01
31	44	PWR-CPU_CORE	2012-04-09	Power_Jeff	Follow intersil EA test result, modify value for CPU compensator.	Change PC729 from 47p to 100pF	X01
32	44	PWR-CPU_CORE	2012-04-09	Power_Jeff	Follow intersil EA test result, modify value for CPU compensator.	Change PR738 from 267K to 220K ohm	X01
33	44	PWR-CPU_CORE	2012-04-09	Power_Jeff	Follow intersil EA test result, modify GFX OCP value.	change PR712 from 360 to 392 ohm	X01
34	44	PWR-CPU_CORE	2012-04-09	Power_Jeff	Follow intersil EA test result,modify PR737 form 1.91K to 2.0K for GFX Load Line.	Change PR702 from 2.26K to 2.55K ohm	X01
35	44	PWR-CPU_CORE	2012-04-09	Power_Jeff	Follow intersil EA test result, modify value for GFX compensator.	Change PC708 from 47p to 100pF	X01
36	44	PWR-CPU_CORE	2012-04-09	Power_Jeff	Follow intersil EA test result, modify value for GFX compensator.	Change PR703 from 267K to 220K ohm	X01
37	44	PWR-CPU_CORE	2012-04-09	Power_Jeff	Follow intersil suggest, change input caps from 4.7uF to 10uF.	Change PC704,PC705,PC709,PC734,PC735,PC736 form 4.7uF to 10uF Add PC1908, PC1909 to 10uF de-pop	X01
38	39	PWR_3_3VALWP/SVALWP-8243	2012-04-09	Power_Jeff	Modify SECFB connection to LDO3 (DEM)	Change PR514 form 0ohm to NC Change PR515 form NC to 0ohm	X01
39	39	PWR_3_3VALWP/SVALWP-8243	2012-04-09	Power_Jeff	For 3/5V can't turn-off in SS state while system change form AC to DC mode	Change PC217 form 2.2uf to NC	X01
40	42	PWR_3_3VALWP/SVALWP-8243	2012-04-09	Power_Jeff	Avoid +1.35V output noise affect FB sensor result, modify net name from +1.35V to +1.35VS	Modify net name from +1.35V to +1.35VS	X01
41	11	DDRIII Channel_A Lower	2012-04-10	Compal_Jay	Modify DDR3L P/N for PT build	MICRON 2Gb/1600/42nm :SA00005PROL	X01
	12	DDRIII Channel_A Upper				MICRON 4Gb/1600/30nm :SA00005SOOL	
	13	DDRIII Channel_B Lower				HYNIX 2Gb/1600/38nm :SA00004RGOL	
	14	DDRIII Channel_B Upper				HYNIX 4Gb/1600/38nm :SA00005J7OL SAMSUNG 2Gb/1600/35nm :SA00005P9OL SAMSUNG 4Gb/1600/35nm :SA00005ATOL	
42	16~23	PCH (1/8) SATA,HDA,SPL LPC	2012-04-10	Compal_Jay	Modify PCH P/N for PT build	SA00005L31L :S IC BD82Q577 SLI88 C1 8GA 1017 PCH	X01
43	42	PWR_+1.35VP/0.675VSP	2012-04-10	Power_Jeff	Deley +1.35V and +0.675V sequece timing	Change PR323 form 0ohm to 1Kohm add CAP 0.1uF connect PR323 to GND	X01
44	38	PWR_Charger(SL9519)	2012-04-10	Power_Jeff	Reduce ADP.J slew rate too slow	Change PC38 form 0.1uF to 0.01uF	X01
45	27	Sensor Fussion / TPM	2012-04-11	Compal_Jay	Remove Pressure Sensor function for PT build	De-pop U653,D96,D97,C1148,C1149 and R1093	X01
46	16	PCH (1/8) SATA,HDA,SPL LPC	2012-04-11	Compal_Jay	Follow buyer suggest modify 32.768 crystal CPN	Modify Y1 and YH1 CPN to SJ10000BM00	X01
47	39	PWR_3_3VALWP/SVALWP-8243	2012-04-11	Power_Jeff	Follow buyer suggest modify 10UF CAP CPN	Modify PC222 CPN to SE000004880	X01

Security Classification		Compal Secret Data		Compal Electronics, Inc.	
Issued Date	2011/06/02	Deciphered Date	2013/10/28	Title	P49-EE-PIR-X01-P2
THIS SHEET OF ENGINEERING DRAWING IS THE PROPRIETARY PROPERTY OF COMPAL ELECTRONICS, INC. AND CONTAINS CONFIDENTIAL AND TRADE SECRET INFORMATION. THIS SHEET MAY NOT BE TRANSMITTED FROM THE DESIGN OR PRODUCTION DEPARTMENT OR REPRODUCED OR TRANSMITTED IN ANY FORM OR BY ANY MEANS, ELECTRONIC OR MECHANICAL, INCLUDING PHOTOCOPYING, RECORDING, OR BY ANY INFORMATION STORAGE AND RETRIEVAL SYSTEM, WITHOUT THE WRITTEN PERMISSION OF COMPAL ELECTRONICS, INC.				Size	Document Number
				LA-8821P	Rev 1.0
Date: Friday, September 28, 2012				Sheet	49 of 54

Version Change List (Alpha List)

Page 3

Item	Page#	Title	Date	Request Owner	Issue Description	Solution Description	Rev.
48	42	PWR_+1.35VP/0.675VSP	2012-04-11	Power_Jeff	Follow buyer suggest, modify 100pf CPN	Modify PC129,PC220 and PC314 P/N to SE071101J8L	X01
49	39	PWR_3.3VALWP/SVALWP-8243	2012-04-11	Power_Jeff	Combine the P/N	Modify PD906,PD907 and PD903 P/N to SC500000Z00	X01
50	44	PWR_CPU_CORE	2012-04-12	Power_Jeff	Modify P/N to Green part	PC708,PC729 change material form SE071101K8L to SE071101J8L	X01
51	27	Sensor Fussion / TPM	2012-04-16	Compal_Jay	Option +3VALW and +RTCVCC for Sensor hub Vbat pin and default is +3VALW.	Add R1101 and R1102 for option +3VALW and +RTCVCC.	X01
52	27	Sensor Fussion / TPM	2012-04-16	Compal_Jay	Follow Intel suggest, pin 4 change from floating to GND.	U638 pin 4 change from floating to GND.	X01
53	29	mSATA / NFC Conn	2012-04-17	Compal_Jay	mSATA don't need +5VS power,remove +5VS power rail from JSATA3 connector.	Remove +5VS power rail	X01
54	24	eDP/ Camera CONN	2012-04-18	Compal_Jay	Add souldion for EMI fix DMIC noise issue	RS37 change to 100-ohm, C1133 pop 10pF and add C1206 pop 10pF.	X01
55	22	PCH (7/8) PWR	2012-04-18	Compal_Jay	Modify P/N to COMMON part H=1.9	Modify CH86 and CH88 P/N to SGA0000170L	X01
56	37	PWR_DCIN / BATT CONN / OTP	2012-04-19	Power_Jeff	IPCC/ VC_IN function support	De-pop PR937 and PR936 change to 0-ohm	X01
57	30	PWR_DCIN / BATT CONN / OTP	2012-04-19	Compal_Jay	Follow ME new connector list X14, modify JUSB2 P/N	Change JUSB2 P/N to ACON_TARAG-9V1391	X01
58	37	PWR_DCIN / BATT CONN / OTP	2012-04-20	Power_Jeff	For fix EMI LX_3V and LX_5V nets cause the boardband noise	Pop PR208,PR209, PC212,PC213	X01
59	35	EC ENE-KB9012	2012-04-20	Compal_Jay	Change FAN to PWM control Add BMON function	1.Change GPIO13 from ACOFF to SYSTEM_FAN_PWM 2.Remove ACOFF PD R1022 3.Change GPB39 from VOLUME_UP_SW# to BMON 4.Change GPO3D from EN_DFAN1 to VOLUME_UP_SW#	X01
60	34	TP / FAN	2012-04-20	Compal_Jay	Change FAN to PWM control	Follow Thermal team request, change FAN to PWM control circuit.	X01
61	38	PWR_Charger(ISL9519)	2012-04-20	Power_Jeff	Remove ACOFF due to add FAN PWM control and BMON function	Remove ACOFF net and add test PAD	X01
62	39	PWR_3.3VALWP/SVALWP-8243	2012-04-23	Power_Jeff	For B+ drop issue	1. Change PC203,PC204 form 4.7uF to 10uF 2. Add PC1912,PC1913 and PC1917 of XSR 0805 10uF to B+ connect GND 3. De-pop PC210,PC211 4. Add PR957(10Kohm), PR958 (100K ohm), PC1911 (2.2uF) and PD909	X01
63	41	PWR_V1.05S_VCCPP	2012-04-23	Power_Jeff	For B+ drop issue	Change PC502,PC503 form 4.7uF to 10uF	X01
64	42	PWR_+1.35VP/0.675VSP	2012-04-23	Power_Jeff	For B+ drop issue	Change PC300,PC302 form 4.7uF to 10uF	X01
65	42	PWR_+1.35VP/0.675VSP	2012-04-23	Power_Jeff	For consider test efficiency	Connect PR119 +1.35VS change to +1.35V	X01
66	43	PWR_+VCCSAP	2012-04-23	Power_Jeff	For adjustment voltage from 0.8V to 0.85V	Change PR607 form 33K to 100K	X01
67	38	PWR_Charger(ISL9519)	2012-04-23	Power_Jeff	Add Battery Current Sensor function	Add Battery Current Sensor - BMON circuits	X01
68	26	Mini DP CONN	2012-04-23	Compal_Jay	Follow ME new connector list X14, modify JMDP1 P/N	Change JMDP1 P/N to ACON_MAR28-20K1200	X01
69	31	BAT LED	2012-04-24	Compal_Jay	Follow DELL request, modify SW1 P/N	Change SW1 P/N to SN100006U0L	X01
70	38	PWR_Charger(ISL9519)	2012-04-25	Power_Jeff	Disable Reserved circuit for DT mode charger	Remove reserved circuit for DT mode charger	X01
71	37	PWR_DCIN / BATT CONN / OTP	2012-04-25	Power_Jeff	Follow EMI request, add one bead on DC-IN GND pin	Add PL903 on DC-IN GND pin	X01
72	34	TP / FAN	2012-04-25	Compal_Jay	Follow DELL suggest, modify JFAN1 P/N same with W1N8/B connector	Change JFAN1 P/N to SP02000Y500	X01
73	39	PWR_3.3VALWP/SVALWP-8243	2012-04-25	Power_Jeff	Follow power team schematic review result	De-pop PR958	X01
74	42	PWR_+1.35VP/0.675VSP	2012-04-25	Power_Jeff	because 2nd Footprint is big size then main sourcewe suggest modify footprint in PT	PQ1226 change Footprint form AON7212L_DFN8-5 to FDMC76725_MLP8-5	X01
75	30	PWR_DCIN / BATT CONN / OTP	2012-04-25	Compal_Jay	Follow ME new connector list X15, modify JUSB2 P/N	Change JUSB2 P/N from ACON_TARAG-9V1391 to ACON_TARAG-9U1391	X01
76	32	DC/DC Interface	2012-04-26	Compal_Jay	For BBU measurement	Add R894 on +3VALW to +3V_PCH, +5VALW to +5V_PCH	X01
77	29	mSATA / NFC Conn	2012-04-26	Compal_Jay	Follow ME new connector list X15, modify JNFC1 P/N from temp P/N to CPN	Update JNFC1 P/N to SP01001H00 (CIS part)	X01

Security Classification		Compal Secret Data		Compal Electronics, Inc.	
Issued Date	2011/06/02	Deciphered Date	2013/10/28	Title	P50-EE-PIR-X01-P3
THIS SHEET OF ENGINEERING DRAWING IS THE PROPRIETARY PROPERTY OF COMPAL ELECTRONICS, INC. AND CONTAINS CONFIDENTIAL AND TRADE SECRET INFORMATION. THIS SHEET MAY NOT BE TRANSMITTED FROM THE COMPANY OR DISCLOSED TO ANY THIRD PARTY WITHOUT PRIOR WRITTEN CONSENT OF COMPAL ELECTRONICS, INC.				Size	Document Number
				LA-8821P	Rev 1.0
				Date	Friday, September 28, 2012
				Sheet	50 of 54

Version Change List (X01-P4)

Page 4

Item	Page#	Title	Date	Request Owner	Issue Description	Solution Description	Rev.
78	37	PWR_DCIN / BATT CONN / OTP	2012-04-26	Compal_Jay	reserved power Jump on DC-IN GND pin	Add PJP205 on DC-IN GND pin	X01
79	29	mSATA / NFC Conn	2012-04-27	Compal_Jay	Remove NFC function	De-pop C1134 and R974	X01
80	38	PWR_Charger(ISL9519)	2012-05-02	Power_Jeff	For fix derating issue	Change PR942 1Kohm to 3.3K ohm	X01
81	45	PWR_PROCESSOR DECOUPLING	2012-05-03	Power_Jeff	Main source(SANYO) can't supply so modify to other supplier	Change PC987,PC994,PC1900,PC1901 and PC1903 form SGA00002U00 to SGA00006A00.	X01
82	27	Sensor Fussion / TPM	2012-06-05	Compal_Jay	Follow Intel reference design	Reserved R1104 10 Kohm between USB_PP and uC PB5	X01.1
1	16	PCH (1/8) SATA,HDA,SPL LPC	2012-06-21	Compal_Jay	WINBOND SPI ROM have issue on other project, remove WINBOND from schematic.	Change U48 P/N from SA000039A2L to SA000046400 (EON)	X02
2	20	PCH (5/8) GPIO, CPU, MISC	2012-06-21	Compal_Jay	For DDR3L repair request, add strap pin for CH A and CH B Enable/Disable.	Rserved RH338 and RH339 PD	X02
3	39	PWR_3.3VALWP/SVALWP-8243	2012-06-21	Power_Jeff	For 3.5V can't turn-off in SS state,while system change form AC to DC mode	Change PR958 form de-pop to 1M ohm	X02
4	44	PWR-CPU_CORE	2012-06-21	Power_Jeff	Following FAE test result and modify component	Change the PR738 from 220kOhm to 30kOhm.	X02
5	44	PWR-CPU_CORE	2012-06-21	Power_Jeff	Following FAE test result and modify component	Change the PR733,PR705 from 499 Ohm to 100 Ohm.	X02
6	44	PWR-CPU_CORE	2012-06-21	Power_Jeff	Following FAE test result and modify component	Change the PC728,PC703 from 680pF to 1000pF.	X02
7	44	PWR-CPU_CORE	2012-06-21	Power_Jeff	Following FAE test result and modify component	Change the PR748 from 442 Ohm to 470 Ohm.	X02
8	44	PWR-CPU_CORE	2012-06-21	Power_Jeff	Following FAE test result and modify component	Change the PC743, PC710 from 0.068uF to 0.047uF.	X02
9	44	PWR-CPU_CORE	2012-06-21	Power_Jeff	Following FAE test result and modify component	Change the PR750,PR707 from non-pop to 649 Ohm.	X02
10	44	PWR-CPU_CORE	2012-06-21	Power_Jeff	Following FAE test result and modify component	Change the PC746,PC712 from non-pop to 0.01uF.	X02
11	44	PWR-CPU_CORE	2012-06-21	Power_Jeff	Following FAE test result and modify component	Change the PC741 from 0.01uF to non-pop.	X02
12	44	PWR-CPU_CORE	2012-06-21	Power_Jeff	Following FAE test result and modify component	Change the PR703 from 220kOhm to 44.2k Ohm.	X02
13	44	PWR-CPU_CORE	2012-06-21	Power_Jeff	Following FAE test result and modify component	Change the PR708 from 137kOhm to 33.2kOhm.	X02
14	44	PWR-CPU_CORE	2012-06-21	Power_Jeff	Following FAE test result and modify component	Change the PR712 from 392 Ohm to 412 Ohm.	X02
15	38	PWR_Charger(ISL9519)	2012-06-21	Power_Jeff	Follow Erp 6 spec (low power mode)	Change PR28 51.1Kohm to 68kohm	X02
16	44	PWR-CPU_CORE	2012-06-22	Power_Jeff	MOS temperature is not meet Dell spec	Change PQ1217,PQ1218 form S800000V800 to S800000XE0L	X02
17	42	PWR_+1.35VP/0.675VSP	2012-06-22	Power_Jeff	Because unstable of phase waveform	Change PL1210 form 2.2UH to 1UH	X02
18	27	Sensor Fussion / TPM	2012-06-22	Compal_Jay	Follow Intel DG V080 and double confirm with Intel	Change R1094 to 1M ohm and add R1105,R1106 and C1207	X02
19	27	Sensor Fussion / TPM	2012-06-22	Compal_Jay	Follow Intel DG V080 and double confirm with Intel	Add R1107 on U638 pin 1	X02
20	27	Sensor Fussion / TPM	2012-06-22	Compal_Jay	Follow Intel DG V080 and double confirm with Intel	De-pop R817 and change R1104 to 1.5K ohm (pop)	X02
21	27	Sensor Fussion / TPM	2012-06-22	Compal_Jay	Follow Intel DG V080 and double confirm with Intel	Contect U636 F6 to U637.5 and U636.E4 to U637.4	X02
22	27	Sensor Fussion / TPM	2012-06-22	Compal_Jay	Follow Intel suggest	Change U636 P/N for SA00004TV0 (STM32F103RDY6TR) to SA00005P20(STM32F103RCY6TR)	X02
23	35	EC ENE-KB9012	2012-06-22	Compal_Jay	Follow EC suggest	Follow EC suggest, change TABLET_MODE from PU to PD.	X02
24	31	BAT LED	2012-06-22	Compal_Jay	Follow factory suggest, change LED to ESD protest LED	Change LED P/N form SC500007G00 to SC50000D70L	X02
25	06	CPU(2/6) PMXDP,CLK53,PLT	2012-06-25	Compal_Jay	Change 0 ohm resistors to short PAD type	Change RC49, RC53, RC56, RC11 to short PAD type	X02
26	09	CPU(5/6) PWR,BYPASS	2012-06-25	Compal_Jay	Change 0 ohm resistors to short PAD type	Change RH280, RC92, RC96, RC98, RC99 to short PAD type	X02
27	16	PCH (1/8) SATA,HDA,SPL LPC	2012-06-25	Compal_Jay	Change 0 ohm resistors to short PAD type	Change RH255 to short PAD type	X02
28	18	PCH (3/8) DMIFDLP,GMX,DP	2012-06-25	Compal_Jay	Change 0 ohm resistors to short PAD type	Change RH273, RH130, RH131, RH133, RH297, RH293,RH137, RH132 to short PAD type	X02
29	19	PCH (4/8) PCL USB, NVRAM	2012-06-25	Compal_Jay	Change 0 ohm resistors to short PAD type	Change RH336 to short PAD type	X02
30	21	PCH (6/8) PWR	2012-06-25	Compal_Jay	Change 0 ohm resistors to short PAD type	Change RH207, RH210, RH211 to short PAD type	X02

Security Classification		Compal Secret Data		Compal Electronics, Inc.	
Issued Date	2011/06/02	Deciphered Date	2013/10/28	Title	P51-EE-PIR-X01-P4
THIS SHEET OF ENGINEERING DRAWING IS THE PROPRIETARY PROPERTY OF COMPAL ELECTRONICS, INC. AND CONTAINS CONFIDENTIAL AND TRADE SECRET INFORMATION. THIS SHEET MAY NOT BE TRANSFERRED FROM THE CUSTODY OF THE COMPANENT OWNER OF R&D DEPARTMENT EXCEPT AS AUTHORIZED BY COMPAL ELECTRONICS, INC. NEITHER THIS SHEET NOR ITS CONTENTS MAY BE REPRODUCED OR DISCLOSED TO ANY THIRD PARTY WITHOUT PRIOR WRITTEN CONSENT OF COMPAL ELECTRONICS, INC.				Size	LA-8821P
				Date	Friday, September 28, 2012
				Sheet	51 of 54

Version Change List (Alpha 1.0) Page 5

Item	Page#	Title	Date	Request Owner	Issue Description	Solution Description	Rev.
31	22	PCH (7/8) PWR	2012-06-25	Compal_Jay	Change 0 ohm resistors to short PAD type	Change RH219, RH230, RH247, RH244, RH292, RH233 to short PAD type	X02
32	24	eDP/ Camera CONN	2012-06-25	Compal_Jay	Change 0 ohm resistors to short PAD type	Change R983, R984, R538 to short PAD type	X02
33	26	Mini DP CONN	2012-06-25	Compal_Jay	Change 0 ohm resistors to short PAD type	Change RV8 to short PAD type	X02
34	27	Sensor Fussion / TPM	2012-06-25	Compal_Jay	Change 0 ohm resistors to short PAD type	Change R1090 to short PAD type	X02
35	28	WLAN / WiGig / BT	2012-06-25	Compal_Jay	Change 0 ohm resistors to short PAD type	Change R1017, R1012, R1013, R1014, R1015, R1016 to short PAD type	X02
36	32	DC/DC Interface	2012-06-25	Compal_Jay	Change 0 ohm resistors to short PAD type	Change R1031 to short PAD type	X02
37	35	EC ENE-KB9012	2012-06-25	Compal_Jay	Change 0 ohm resistors to short PAD type	Change R216, R921, R249, R250, R253, R926, R931, R933, R934, R982, R925, R228 to short PAD type	X02
38	39	PWR_3_3VALWP/SVALWP-8243	2012-06-26	Power_Jeff	OC protection over Dell space	Change PR218 from 43kohm to 39kohm and PR216 from 45.3K to 37.4kohm	X02
39	42	PWR_+1.35VP/0.675VSP	2012-06-26	Power_Jeff	OC protection over Dell space	Change PR301 from 7.68Kohm to 6.98Kohm	X02
40	11	DDRIII Channel_A Lower	2012-06-26	Compal_Jay	For cost down solution, add SPD code into BIOS and remove SPD ROM.	De-pop UD17, RD39, RD40 and CD127	X02
41	13	DDRIII Channel_B Lower	2012-06-26	Compal_Jay	For cost down solution, add SPD code into BIOS and remove SPD ROM.	De-pop UD18, RD41, RD42 and CD128	X02
42	38	PWR_Charger(ISL9519)	2012-06-27	Power_Jeff	Reserve Eip Lot 6 solution circuit into ST	Reserve PR964, PR965, PR966, PR967, PR968, PC1918 and PQ1228	X02
43	38	PWR_Charger(ISL9519)	2012-06-27	Power_Jeff	Because ISL9519 support, so de-pop component	De-pop component to PQ1227, PQ7, PR942, PR943, PR41	X02
44	20	PCH (5/8) GPIO, CPU, MISC	2012-06-28	Compal_Jay	Modify GPIO name for TPM optional	Modify GPIO PCH_GPIO16 to TPM_DEI	X02
45	20	PCH (5/8) GPIO, CPU, MISC	2012-06-28	Compal_Jay	Modify GPIO name for DOR3L strap	Modify GPIO PCH_GPIO17 to MEM_CHA_EN and PCH_GPIO22 to MEM_CHB_EN	X02
46	20	PCH (5/8) GPIO, CPU, MISC	2012-06-28	Compal_Jay	Modify GPIO name for sensor hub PWRGATE	Modify GPIO PCH_GPIO35 to SH_PWR_CNTRL	X02
47	20	PCH (5/8) GPIO, CPU, MISC	2012-06-28	Compal_Jay	Modify GPIO name for sensor hub uC Dfu mode enable	Modify GPIO PCH_GPIO168 to SH_DFU_EN#	X02
48	16	PCH (1/8) SATA, HDA, SPL LPC	2012-06-28	Compal_Jay	Follow EMI request, modify HDA_BIT_CLK R/C value	Modify RH27 from 33 ohm to 47 ohm and CH117 from 10p to 22p	X02
49	35	EC ENE-KB9012	2012-06-29	Compal_Jay	M/B side power SW interference with cable reoting	De-pop SW2	X02
50	38	PWR_Charger(ISL9519)	2012-06-29	Power_Jeff	For cost down solution	De-pop BMON circuit	X02
51	37	PWR_DCIN / BATT CONN / OTP	2012-06-29	Compal_Jay	Follow Inter new revision check list suggest	Reserve PR905 10K ohm PD on PCH_DPWROK	X02
52	30	USB 3.0 IO CONN	2012-07-02	Compal_Jay	Follow connector list 2012-06-29	Modify connector Mfr. P/N form TARAG-9U1391 to TARAG-9R1391	X02
53	33	SCREW/KB/RTC	2012-07-02	Compal_Jay	Follow connector list 2012-06-29	Modify JKB1 Mfr. P/N from 50699-03041-001 to 50699-03041-P01	X02
54	33	SCREW/KB/RTC	2012-07-02	Compal_Jay	Follow connector list 2012-06-29	Modify JBL1 P/N from LTCX003N800 to SP01001HD00	X02
55	37	PWR_DCIN / BATT CONN / OTP	2012-07-02	Compal_Jay	Follow connector list 2012-06-29	Modify JBATT9 Mfr. P/N from GS73091-10272-7H to GS73091-10272M-7H	X02
56	27	Sensor Fussion / TPM	2012-07-05	Compal_Jay	Follow HWDG 0.85 update	change R1107 and R1091 to 0 ohm	X02
57	27	Sensor Fussion / TPM	2012-07-05	Compal_Jay	Follow HWDG 0.85 update	De-pop R1104	X02
58	39	PWR_3_3VALWP/SVALWP-8243	2012-07-05	Power_Jeff	For 3/5V turn-off issue	Reserve PC1919 and PC1920 (de-pop)	X02
59	35	EC ENE-KB9012	2012-07-05	Compal_Jay	PLT_RST# double PD	De-pop R929	X02
60	16	PCH (1/8) SATA, HDA, SPL LPC	2012-07-05	Compal_Jay	Follow DFB review suggest	Change Y1/YH1 footprint from Y_CM31532768DZFT_2P to Y_FC-135_2P	X02
61	39	PWR_3_3VALWP/SVALWP-8243	2012-07-06	Power_Jeff	NEC can't support SGA00004H00 this part	Change PC210, PC214, PC211 and PC224 from SGA00004H00 to SGA00002N8L	X02
62	39	PWR_3_3VALWP/SVALWP-8243	2012-07-06	Compal_Jay	For fix OTP issue	Add PR969 link EC_ON and N_SV_001 and pop PC217 (0.1u) and add PR970(1M ohm) PD.	X02
63	27	Sensor Fussion / TPM	2012-07-06	Compal_Jay	Delete PRESSURE sensor schematic for SSD nut space	Re-move Pressure sensor circuit and add test pad	X02

Security Classification		Compal Secret Data		Compal Electronics, Inc.	
Issued Date	2011/06/02	Deciphered Date	2013/10/28	Title	P52-EE-PIR-X02-P5
<small>THIS SHEET OF ENGINEERING DRAWING IS THE PROPRIETARY PROPERTY OF COMPAL ELECTRONICS, INC. AND CONTAINS CONFIDENTIAL AND TRADE SECRET INFORMATION. THIS SHEET MAY NOT BE TRANSFERRED FROM THE CUSTODY OF THE COMPETENT OVERSEER OF IP/PROPRIETARY DISCLOSURE AUTHORIZED BY COMPAL ELECTRONICS, INC. NEITHER THIS SHEET NOR ITS CONTENTS MAY BE REPRODUCED OR DISCLOSED TO ANY THIRD PARTY WITHOUT PRIOR WRITTEN CONSENT OF COMPAL ELECTRONICS, INC.</small>				Size	LA-8821P
				Date:	Friday, September 28, 2012
				Sheet	52 of 54

Version Change List (ePT & R) List

Page 6

Item	Page#	Title	Date	Request Owner	Issue Description	Solution Description	Rev.
64	32	DC/DC Interface	2012-07-06	Compal_Jay	For meet LG panel power sequence	Change C1165 and C1143 from 10uF to 1uF and C1164 form 470P to 1000P	X02
	24	eDP/ Camera CONN					
65	28	WLAN / WiGig / BT	2012-07-06	Compal_Jay	Reserve RF switcher circuit	Reserve RF switcher circuit	X02
	20	PCH (5/8) GPIO, CPU, MISC				Modify PCH_GPIO48 to RFSW_VCONT1 and PCH_GPIO49 to RFSW_VCONT2	
66	29	mSATA / NFC Conn	2012-07-06	Compal_Jay	Delete NFC circuit	Delete NFC circuit	X02
	17	PCH (2/8) PCIE, SMBUS, CLK				Move R1100 from page 29 to page 17	
67	39	PWR_3.3VALWP/SVALWP-8243	2012-07-10	Compal_Jay	For fix OTP issue	Change PC217 to 1uF, PR938 to 10K ohm and add PR971 (1K ohm)	X02
68	17	PCH (2/8) PCIE, SMBUS, CLK	2012-07-11	Compal_Jay	Follow crystal EA test result	Change CH23 and CH24 from 12P to 15P	X02
69	16	PCH (1/8) SATA,HDA,SPL LPC	2012-07-11	Compal_Jay	Follow crystal EA test result	Change CH2 and CH3 from 22P to 18P	X02
70	24	eDP/ Camera CONN	2012-07-17	Compal_Jay	Prevent Q70 can't turn-off potential issue while battery work in low capacity	Change R536 from 1M ohm to 100K ohm	X02
71	27	Sensor Fussion / TPM	2012-07-17	Compal_Jay	Follow INTEL schematic review result	Pop R817 1.5K ohm	X02
72	27	Sensor Fussion / TPM	2012-07-17	Compal_Jay	Follow ST suggest, change supplier P/N for QAZA0 only	Follow ST suggest, change U636 P/N for SA00005P20L (STM32F103RCY6TR) to SA00005P21L (STM32F103RCY6TRC117)	X02
73	35	EC ENE-KB9012	2012-07-20	Compal_Jay	Modify board ID setting	Modify R225 form 18K ohm to 33K ohm	X02
74	35	EC ENE-KB9012	2012-07-23	Compal_Jay	Modify TABLET_MODE PU and PD valu setting	Modify R980 form 10K ohm to 100K ohm (WIN8/B R1 form 1K ohm to 10K ohm)	X02
1	35	EC ENE-KB9012	2012-08-20	Compal_Jay	Modify board ID setting	Modify R225 form 33K ohm to 56K ohm	A00
2	16	PCH (1/8) SATA,HDA,SPL LPC	2012-08-20	Compal_Jay	Follow DFB review result	Modify YH1 footprint	A00
3	27	Sensor Fussion / TPM	2012-08-20	Compal_Jay	Follow DFB review result	Modify Y1 footprint	A00
4	37	PWR_DCIN / BATT CONN / OTP	2012-08-20	Power_Jeff	Change 0 ohm resistors to short PAD type	Modify PR911 and PR918 to short PAD	A00
5	38	PWR_Charger(ISL9519)	2012-08-21	Power_Jeff	Change 0 ohm resistors to short PAD type	Modify PR30,PR46,PR954,PR955,PR956 to short PAD	A00
6	39	PWR_3.3VALWP/SVALWP-8243	2012-08-21	Power_Jeff	Change 0 ohm resistors to short PAD type	Modify PR219,PR512,PR513,PR515 to short PAD	A00
7	41	PWR_V1.05S_VCCPP	2012-08-21	Power_Jeff	Change 0 ohm resistors to short PAD type	Modify PR508,PR509 to short PAD	A00
8	43	PWR_VCCSAP	2012-08-21	Power_Jeff	Change 0 ohm resistors to short PAD type	Modify PR610, PR611 to short PAD	A00
9	44	PWR_CPU_CORE	2012-08-21	Power_Jeff	Change 0 ohm resistors to short PAD type	Modify PR720,PR721,PR736,PR722 to short PAD	A00
10	6	CPU(2/6) PMXDP,CLKS3,PLT	2012-08-21	Compal_Jay	Change 0 ohm resistors to short PAD type	Modify RC145 to short PAD	A00
11	9	CPU(5/6) PWR,BYPASS	2012-08-21	Compal_Jay	Change 0 ohm resistors to short PAD type	Modify RC109 to short PAD	A00
12	18	PCH (3/8) DMLFDLPM,GF,XDP	2012-08-21	Compal_Jay	Change 0 ohm resistors to short PAD type	Modify RH313, RH309, RH310 to short PAD	A00
13	22	PCH (3/8) DMLFDLPM,GF,XDP	2012-08-21	Compal_Jay	Change 0 ohm resistors to short PAD type	Modify RH312 to short PAD	A00
14	24	eDP/ Camera CONN	2012-08-21	Compal_Jay	Change 0 ohm resistors to short PAD type	Modify R1084, R1010, R1011 to short PAD	A00
15	27	Sensor Fussion / TPM	2012-08-21	Compal_Jay	Change 0 ohm resistors to short PAD type	Modify R819 to short PAD	A00
16	28	WLAN / WiGig / BT	2012-08-21	Compal_Jay	Change 0 ohm resistors to short PAD type	Modify R741, R742, R728 to short PAD and de-pop R729	A00
17	32	DC/DC Interface	2012-08-21	Compal_Jay	Change 0 ohm resistors to short PAD type	Modify RC107 to short PAD	A00
18	35	EC ENE-KB9012	2012-08-21	Compal_Jay	Change 0 ohm resistors to short PAD type	Modify R265 to short PAD	A00
19	18	PCH (3/8) DMLFDLPM,GF,XDP	2012-08-21	Compal_Jay	VGATE prevent voltage divider less than 3V	Change RH272 from 10K to 47K	A00
20	40	PWR_1.8VSP/1.5VSP	2012-08-21	Power_Jeff	Change 0 ohm resistors to short PAD type	Modify PR517,PR518 to short PAD	A00
21	42	PWR_+1.35VP/0.675VSP	2012-08-21	Power_Jeff	Change 0 ohm resistors to short PAD type	Modify PR521 and PR119to short PAD	A00

Security Classification		Compal Secret Data		Compal Electronics, Inc.	
Issued Date	2011/06/02	Deciphered Date	2013/10/28	Title	P53-EE-PIR-X02/A00-P6
THIS SHEET OF ENGINEERING DRAWING IS THE PROPRIETARY PROPERTY OF COMPAL ELECTRONICS, INC. AND CONTAINS CONFIDENTIAL AND TRADE SECRET INFORMATION. THIS SHEET MAY NOT BE TRANSFERRED FROM THE CUSTODY OF THE COMPETENT DIVISION OF R&D DEPARTMENT EXCEPT AS AUTHORIZED BY COMPAL ELECTRONICS, INC. NEITHER THIS SHEET NOR ITS CONTENTS MAY BE REPRODUCED OR TRANSMITTED IN ANY FORM OR BY ANY MEANS WITHOUT PRIOR WRITTEN CONSENT OF COMPAL ELECTRONICS, INC.				Size	Document No. LA-8821P
				Date:	Friday, September 28, 2012
				Sheet	53 of 54

Item	Page#	Title	Date	Request Owner	Issue Description	Solution Description	Rev.
22	42	PWR_+1.35VP/0.675VSP	2012-08-22	Power_Jeff	Follow Green specification change component	Change PR304 form 8.2k 5% to 8.2K 1%	A00
23	38 43	PWR_Charger(ISL9519) PWR_+VCCSAP	2012-08-22	Power_Jeff	Combine P/N for BPM request	Change PC38 from 0.01U_0402_25V7K to 0.01U_0402_16V7K Change PC618 from 0.01U_0402_25V7K to 0.01U_0402_16V7K	A00
24	38 43	PWR_Charger(ISL9519) PWR_+VCCSAP	2012-08-22	Power_Jeff	Combine P/N for BPM request	Change PC37 from SE102104K00 to SE102104K8L Change PC606 from SE102104K00 to SE102104K8L	A00
25	20	PCH (5/8) GPIO, CPU, MISC	2012-08-22	Compal_Jay	For DDR3L chip repair request	Change RH338 and RH339 from 0603 pad to short pad	A00
26	37	PWR_DCIN / BATT CONN / OTP	2012-08-22	Power_Jeff	Follow Green specification change component	Change PQ903 form SB906100210 to SB90610021L	A00
27	38 43	PWR_Charger(ISL9519) PWR_+VCCSAP	2012-08-22	Power_Jeff	Combine P/N for BPM request	Change PC22 from SE095224K00 to SE095224K8L Change PC616 from SE095224K00 to SE095224K8L	A00
28	40 45	PWR_1.8VSP/1.5VSP PWR_PROCESSOR DECOUPLING	2012-08-22	Power_Jeff	Combine P/N for BPM request	Change PC400 and PC410 from SE000000110 to SE00000110L Change PC400,PC410,PC850,PC851,PC852,PC853,PC854,PC855,PC858,PC859,PC860,PC861,PC862,PC890,PC891,PC892,PC893,PC894,PC913,PC916 from SE000000110 to SE00000110L	A00
29	43	PWR_+VCCSAP	2012-08-22	Power_Jeff	Combine P/N for BPM request	Change PR608 from SD034100080 to SD03410008L	A00
30	38 39 40	PWR_Charger(ISL9519) PWR_3.3VALWP/SVALWP-8243 PWR_1.8VSP/1.5VSP	2012-08-22	Power_Jeff	Combine P/N for BPM request	Change PR26 from SD001470880 to SD01147088L Change PR208 and PR209 from SD001470880 to SD01147088L Change PR400 and PR406 from SD001470880 to SD01147088L	A00
31	38	PWR_Charger(ISL9519)	2012-08-22	Power_Jeff	Combine P/N for BPM request	Change PC39 from SE068102J80 to SE074102K8L	A00
32	31	BAT LED	2012-08-23	Compal_Jay	BATT_LED#, LVx PU power rail change to +3VALW because of EC those pin are not 5V tolerance	Change BATT_LED#, LVx PU power rail from +5VALW to +3VALW	A00
33	39	PWR_3.3VALWP/SVALWP-8243	2012-08-23	Power_Jeff	Follow DFB review result	Re-move PL402	A00
34	41	PWR_V105S_VCCPP	2012-08-23	Power_Jeff	Follow DFB review result	Re-move PL405	A00
35	42	PWR_+1.35VP/0.675VSP	2012-08-23	Power_Jeff	Follow DFB review result	Re-move PL406	A00
36	44	PWR-CPU_CORE	2012-08-23	Power_Jeff	Follow DFB review result	Re-move PL700 and PL702	A00
37	38	PWR_Charger(ISL9519)	2012-08-23	Power_Jeff	Follow DFB review result	Re-move PL403 and PL404	A00
38	30	USB 3.0 IO CONN	2012-08-27	Compal_Jay	Follow connector list 0810_X15	Modify JUSB1 connector mfr. P/N from USB014-107CRL-TW to USB014-107CRL-TWD (remove mayla only)	A00
39	33	SCREWH/KB/RTC	2012-08-27	Compal_Jay	Follow connector list 0810_X15	Modify JRTC1 P/N from SP020009Z0L to SP02000U800	A00
40	33	SCREWH/KB/RTC	2012-08-27	Compal_Jay	Follow connector list 0810_X15	Modify JKB1 connector mfr. P/N from 50699-03041-P01 to 50699-03001-P01 (remove mayla only)	A00
41	25	IOL Conn	2012-08-31	Compal_Jay	Follow EMI test request	Modify LH9 P/N to SM01000LJ0L	A00
42	24	eDP/ Camera CONN	2012-09-10	Compal_Jay	For fix panel adjusting on legacy and UEFI mode	Pop D92 for PCH_JNV_PWM control	A00

Security Classification		Compal Secret Data		Compal Electronics, Inc.	
Issued Date	2011/06/02	Deciphered Date	2013/10/28	Title	P54-EE-PIR-A00-P7
THIS SHEET OF ENGINEERING DRAWING IS THE PROPRIETARY PROPERTY OF COMPAL ELECTRONICS, INC. AND CONTAINS CONFIDENTIAL AND TRADE SECRET INFORMATION. THIS SHEET MAY NOT BE TRANSFERRED FROM THE CUSTODY OF THE COMPETENT OVERSEER OF R&D DEPARTMENT EXCEPT AS AUTHORIZED BY COMPAL ELECTRONICS, INC. NEITHER THIS SHEET NOR THE INFORMATION IT CONTAINS MAY BE DISCLOSED TO ANY THIRD PARTY WITHOUT PRIOR WRITTEN CONSENT OF COMPAL ELECTRONICS, INC.				Size	Document Number LA-8821P
				Date	Friday, September 28, 2012
				Sheet	54 of 54

www.s-manuals.com