

Compal Confidential

Model Name : JM40-HR
File Name : LA-7231P

Compal Confidential

JM40-HR M/B Schematics Document
Intel Sandy Bridge Processor with DDRIII + Cougar Point PCH
Nvidia N12P-GS/GV-OP

2010-02-22

REV:1.0

ZZZ

Part Number	Description
DAZ01000100	

P4LJ0_PCB
PCB P4LJ0 LA-7231P LS-7231P/7233P/7235P/7237P

ZZZ

Part Number	Description
DC301000DT00	DC IN CABLE 90W

P4LJ0_DCIN_CABLE_90W
90W@

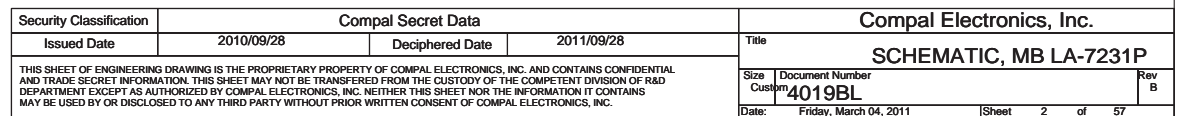
ZZZ

Part Number	Description
DC301000DS00	DC IN CABLE 65W

P4LJ0_DCIN_CABLE_65W
65W@

Security Classification	Compal Secret Data			Compal Electronics, Inc.		
Issued Date	2010/09/28	Deciphered Date	2011/09/28	Title	SCHEMATIC, MB LA-7231P	
THIS SHEET OF ENGINEERING DRAWING IS THE PROPRIETARY PROPERTY OF COMPAL ELECTRONICS, INC. AND CONTAINS CONFIDENTIAL AND TRADE SECRET INFORMATION. THIS SHEET MAY NOT BE TRANSFERRED FROM THE CUSTODY OF THE COMPETENT DIVISION OF R&D DEPARTMENT EXCEPT AS AUTHORIZED BY COMPAL ELECTRONICS, INC. NEITHER THIS SHEET NOR THE INFORMATION IT CONTAINS MAY BE USED BY OR DISCLOSED TO ANY THIRD PARTY WITHOUT PRIOR WRITTEN CONSENT OF COMPAL ELECTRONICS, INC.				Size	Document Number	Rev
				Custom	4019BL	B
				Date:	Friday, March 04, 2011	Sheet 1 of 57

Fan Control



Voltage Rails

Power Plane	Description	S1	S3	S5
VIN	Adapter power supply (19V)	N/A	N/A	N/A
BATT+	Battery power supply (12.6V)	N/A	N/A	N/A
B+	AC or battery power rail for power circuit.	N/A	N/A	N/A
+CPU_CORE	Core voltage for CPU	ON	OFF	OFF
+VGA_CORE	Core voltage for GPU	ON	OFF	OFF
+VGFX_CORE	Core voltage for UMA graphic	ON	OFF	OFF
+0.75VS	+0.75VP to +0.75VS switched power rail for DDR terminator	ON	OFF	OFF
+1.05VSDGPU	+1.05VSDGPU power rail for GPU	ON	OFF	OFF
+1.05VS_VCCP	+1.05VS_VCCPP to +1.05VS_VCCP switched power rail for CPU	ON	OFF	OFF
+1.05VS_PCH	+1.05VS_VCCP to +1.05VS_PCH power for PCH	ON	OFF	OFF
+1.5V	+1.5VP to +1.5V power rail for DDRIII	ON	ON	OFF
+1.5VS	+1.5V to +1.5VS switched power rail	ON	OFF	OFF
+1.5VSDGPU	+1.5VS to +1.5VSDGPU switched power rail for GPU	ON	OFF	OFF
+1.8VS	(+5VALW or +3VALW) to 1.8V switched power rail to PCH & GPU	ON	OFF	OFF
+3VALW	+3VALW always on power rail	ON	ON	ON*
+3VALW_EC	+3VALW always to KBC	ON	ON	ON*
+3V_LAN	+3VALW to +3V_LAN power rail for LAN	ON	ON	ON*
+3VALW_PCH	+3VALW to +3VALW_PCH power rail for PCH (Short Jumper)	ON	ON	ON*
+3VS	+3VALW to +3VS power rail	ON	OFF	OFF
+5VALW	+5VALWP to +5VALW power rail	ON	ON	ON*
+5VALW_PCH	+5VALW to +5VALW_PCH power rail for PCH (Short resistor)	ON	ON	ON*
+5VS	+5VALW to +5VS switched power rail	ON	OFF	OFF
+VSB	+VSBP to +VSB always on power rail for sequence control	ON	ON	ON*
+RTCVCC	RTC power	ON	ON	ON
Note : ON* means that this power plane is ON only with AC power available, otherwise it is OFF.				

EC SM Bus1 address

Device	Address	Device	Address
Smart Battery	0001 011X b		

EC SM Bus2 address

PCH SM Bus address

Device	Address
Clock Generator (9LVS3199AKLFT, RTM890N-631-VB-GRT)	1101 0010b
DDR DIMM0	1001 000Xb
DDR DIMM2	1001 010Xb

STATE \ SIGNAL	SLP_S1#	SLP_S3#	SLP_S4#	SLP_S5#	+VALW	+V	+VS	Clock
Full ON	HIGH	HIGH	HIGH	HIGH	ON	ON	ON	ON
S1 (Power On Suspend)	LOW	HIGH	HIGH	HIGH	ON	ON	ON	LOW
S3 (Suspend to RAM)	LOW	LOW	HIGH	HIGH	ON	ON	OFF	OFF
S4 (Suspend to Disk)	LOW	LOW	LOW	HIGH	ON	OFF	OFF	OFF
S5 (Soft OFF)	LOW	LOW	LOW	LOW	ON	OFF	OFF	OFF

Board ID/ Project ID Table for AD channel

Vcc	3.3V +/- 5%			
Ra/Rc/Re	100K +/- 5%			
Board ID	Rb / Rd / Rf	VAD_BID min	VAD_BID typ	VAD_BID max
0	0	0 V	0 V	0 V
1	8.2K +/- 5%	0.216 V	0.250 V	0.289 V
2	18K +/- 5%	0.436 V	0.503 V	0.538 V
3	33K +/- 5%	0.712 V	0.819 V	0.875 V
4	56K +/- 5%	1.036 V	1.185 V	1.264 V
5	100K +/- 5%	1.453 V	1.650 V	1.759 V
6	200K +/- 5%	1.935 V	2.200 V	2.341 V
7	NC	2.500 V	3.300 V	3.300 V

BOARD ID Table

Board ID	PCB Revision
0	0.1
1	0.2
2	0.3
3	1.0
4	
5	
6	
7	

BTO Option Table

BTO Item	BOM Structure
UMA Only	UMAO@
N12P-GS	GS@
N12P-GV	GV@
Discrete(OPTIMUS)	OPT@
VRAM	X76@
Blue Tooth	BT@
AR8151	8151@
Connector	CONN@
Unpop	@

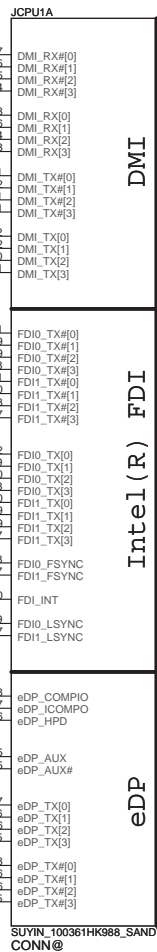
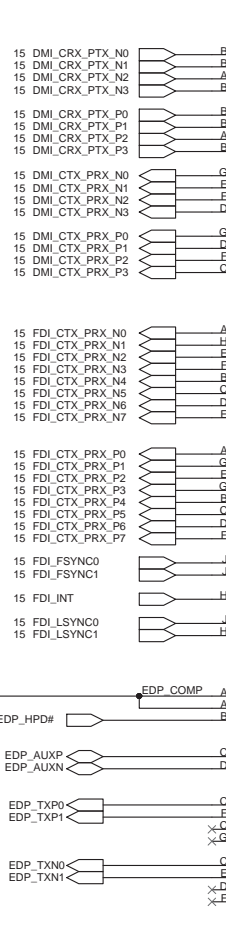
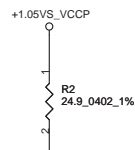
Project ID Table

Project ID	Project Name
0	P3LJ0
1	P4LJ0
2	P5LJ0
3	P3LS0
4	P4LS0
5	P5LS0
6	
7	

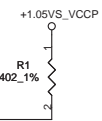
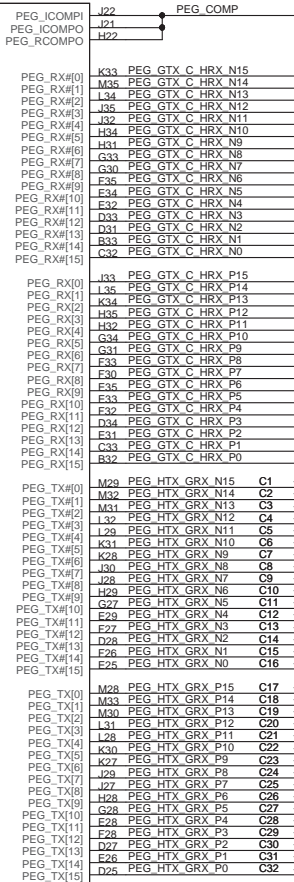
USB Port Table

USB 2.0	USB 1.1	Port	3 External USB Port
EHCI1	UHCI0	0	USB/B (Right Side)
		1	USB/B (Right Side)
	UHCI1	2	
		3	
	UHCI2	4	
		5	
EHCI2	UHCI3	6	
		7	
	UHCI4	8	Mini Card(WLAN)
		9	Mini Card(WWAN)
	UHCI5	10	Camera
		11	
	UHCI6	12	SIM Card
		13	Blue Tooth

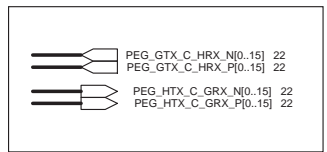
eDP_COMPPIO and ICOMPO signals should be shorted near balls and routed with typical impedance <25 mohms



PCI EXPRESS* - GRAPHICS

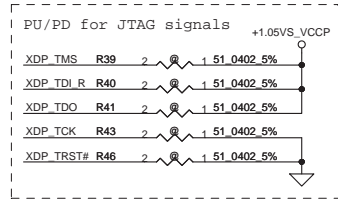

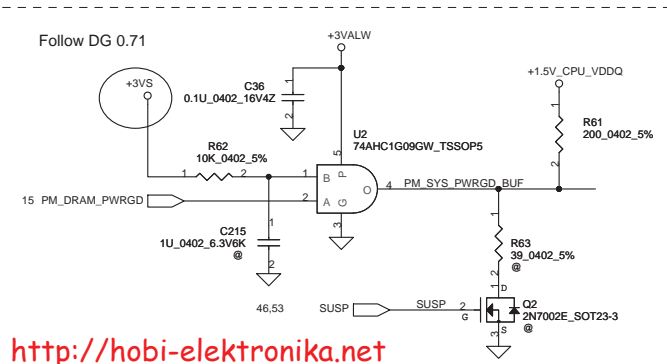


PEG_ICOMPI and RCOMPO signals should be shorted and routed with - max length = 500 mils - typical impedance = 43 mohms
PEG_ICOMPO signals should be routed with - max length = 500 mils - typical impedance = 14.5 mohms

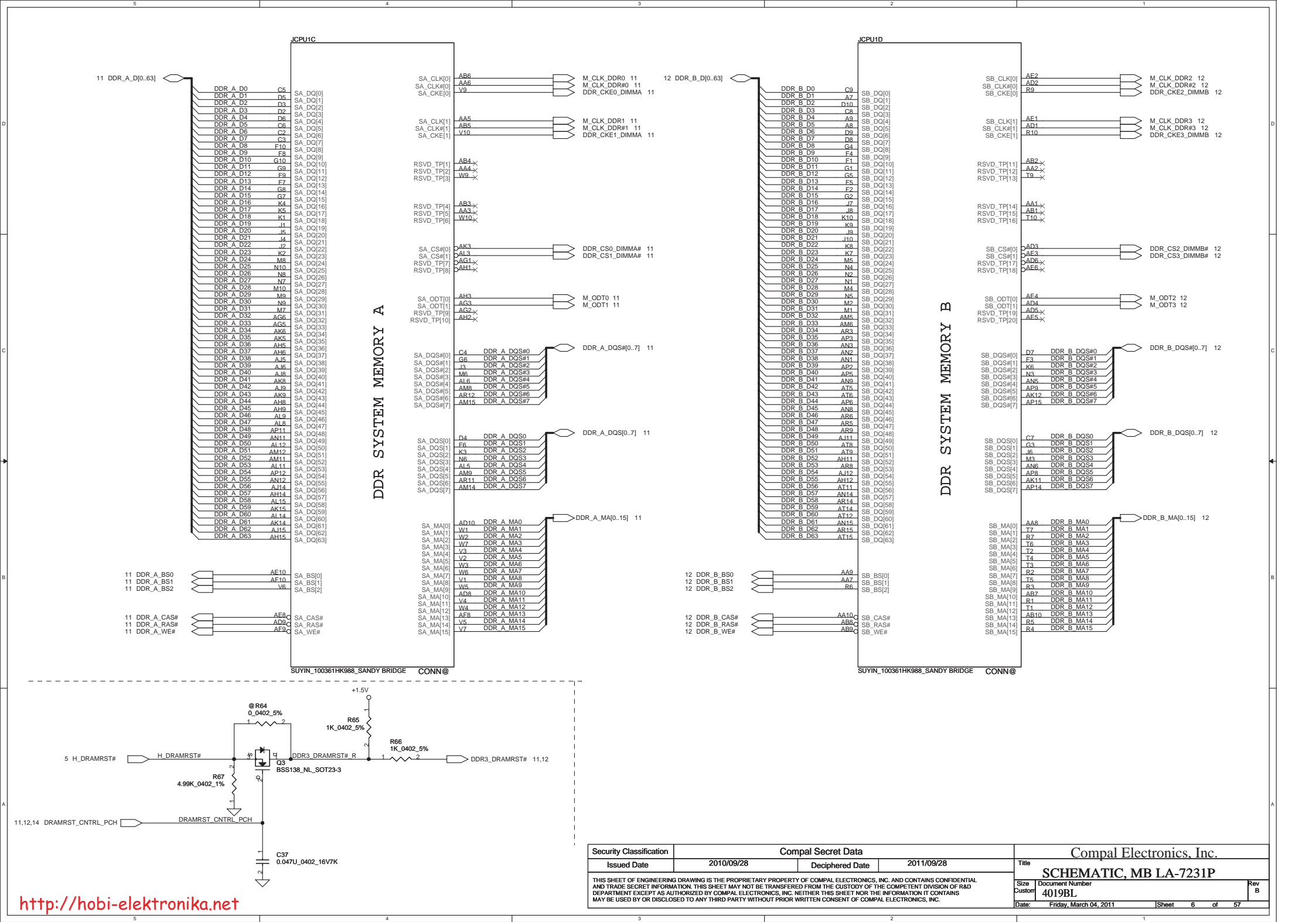


Typ- suggest 220nF. The change in AC capacitor value from 100nF to 220nF is to enable compatibility with future platforms having PCIe Gen3 (8GT/s)

Security Classification		Compal Secret Data				Compal Electronics, Inc.					
Issued Date		2010/09/28		Deciphered Date		2011/09/28		Title			
THIS SHEET OF ENGINEERING DRAWING IS THE PROPRIETARY PROPERTY OF COMPAL ELECTRONICS, INC. AND CONTAINS CONFIDENTIAL AND TRADE SECRET INFORMATION. THIS SHEET MAY NOT BE TRANSFERRED FROM THE CUSTODY OF THE COMPETENT DIVISION OF R&D DEPARTMENT EXCEPT AS AUTHORIZED BY COMPAL ELECTRONICS, INC. NEITHER THIS SHEET NOR THE INFORMATION IT CONTAINS MAY BE USED BY OR DISCLOSED TO ANY THIRD PARTY WITHOUT PRIOR WRITTEN CONSENT OF COMPAL ELECTRONICS, INC.						SCHEMATIC, MB LA-7231P					
						Size		Document Number		Rev	
						Customer		4019BL		B	
Date:						Friday, March 04, 2011		Sheet 4 of 57			

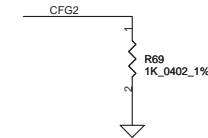


Security Classification		Compal Secret Data				Compal Electronics, Inc.							
Issued Date		2010/09/28		Deciphered Date		2011/09/28		Title		SCHEMATIC, MB LA-7231P			
THIS SHEET OF ENGINEERING DRAWING IS THE PROPRIETARY PROPERTY OF COMPAL ELECTRONICS, INC. AND CONTAINS CONFIDENTIAL AND TRADE SECRET INFORMATION. THIS SHEET MAY NOT BE TRANSFERRED FROM THE CUSTODY OF THE COMPETENT DIVISION OF RAD DEPARTMENT EXCEPT AS AUTHORIZED BY COMPAL ELECTRONICS, INC. NEITHER THIS SHEET NOR THE INFORMATION IT CONTAINS MAY BE USED BY OR DISCLOSED TO ANY THIRD PARTY WITHOUT PRIOR WRITTEN CONSENT OF COMPAL ELECTRONICS, INC.								Size		Document Number		Rev	
								4019BL				B	
								Date:		Friday, March 04, 2011		Sheet	

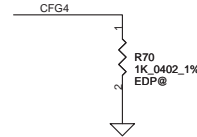


Security Classification		Compal Secret Data				Compal Electronics, Inc.							
Issued Date		2010/09/28		Deciphered Date		2011/09/28		Title					
THIS SHEET OF ENGINEERING DRAWING IS THE PROPRIETARY PROPERTY OF COMPAL ELECTRONICS, INC. AND CONTAINS CONFIDENTIAL AND TRADE SECRET INFORMATION. THIS SHEET MAY NOT BE TRANSFERRED FROM THE CUSTODY OF THE COMPETENT DIVISION OF R&D DEPARTMENT EXCEPT AS AUTHORIZED BY COMPAL ELECTRONICS, INC. NEITHER THIS SHEET NOR THE INFORMATION IT CONTAINS MAY BE USED BY OR DISCLOSED TO ANY THIRD PARTY WITHOUT PRIOR WRITTEN CONSENT OF COMPAL ELECTRONICS, INC.								SCHEMATIC, MB LA-7231P					
								Size		Document Number		Rev	
								Custom		4019BL		B	
								Date:		Friday, March 04, 2011		Sheet 6 of 57	

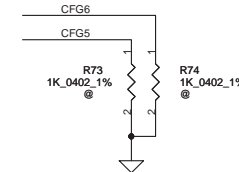
CFG Straps for Processor



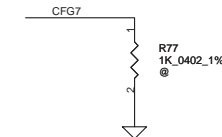
PEG Static Lane Reversal - CFG2 is for the 16x	
CFG2	1: Normal Operation; Lane # definition matches socket pin map definition * 0: Lane Reversed



Display Port Presence Strap	
CFG4	1 : Disabled; No Physical Display Port attached to Embedded Display Port * 0 : Enabled; An external Display Port device is connected to the Embedded Display Port




PCIe Port Bifurcation Straps	
CFG[6:5]	*11: (Default) x16 - Device 1 functions 1 and 2 disabled 10: x8, x8 - Device 1 function 1 enabled ; function 2 disabled 01: Reserved - (Device 1 function 1 disabled ; function 2 enabled) 00: x8,x4,x4 - Device 1 functions 1 and 2 enabled



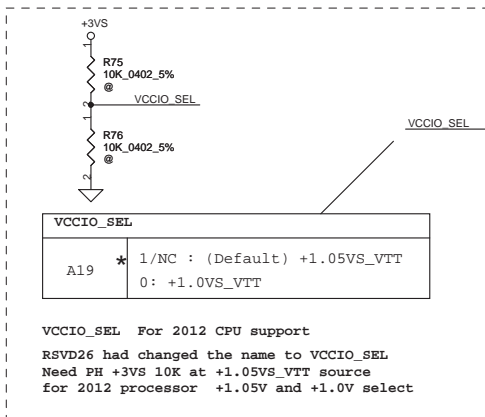
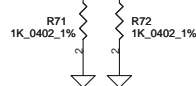
PEG DEFER TRAINING	
CFG7	1: (Default) PEG Train immediately following xxRESETB de assertion 0: PEG Wait for BIOS for training

AJ31 change to VAXG_VAL_SENSE
AH31 change to VSSAXG_VAL_SENSE
AJ33 change to VCC_VAL_SENSE
AH33 change to VSS_VAL_SENSE



RSVD6 and RSVD7 had changed to
SA_DIMM_VREFDQ and SB_DIMM_VREFDQ

SA_DIMM_VREFDQ
SB_DIMM_VREFDQ
For Future CPU M3 support,
Sandy bridge not support M3,
Check list1.0&CRB say can NC



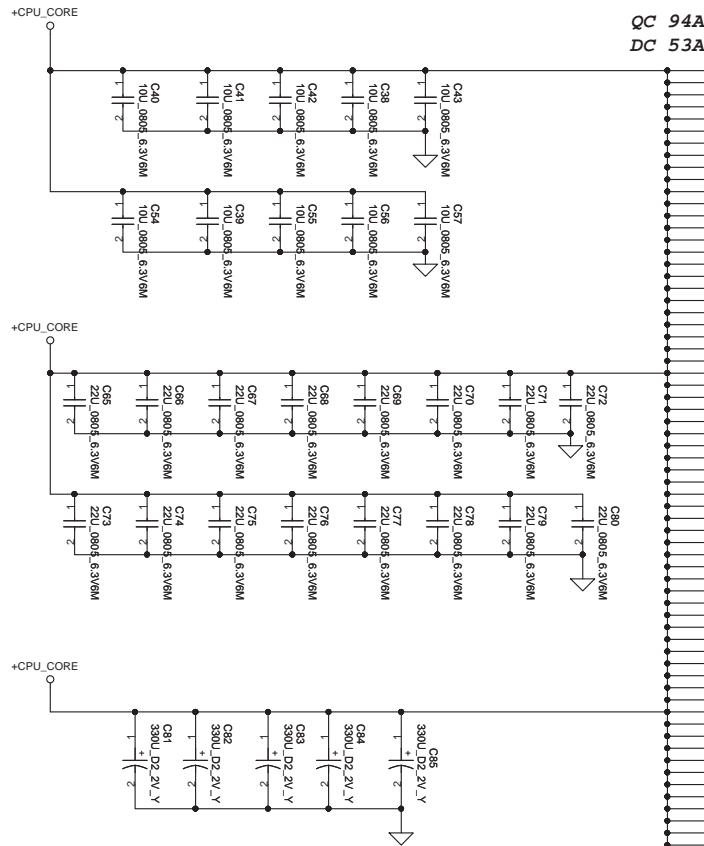
RESERVED

JCPU1E	
CFG2	CFG[0]
CFG4	CFG[3]
CFG5	CFG[4]
CFG6	CFG[6]
CFG7	CFG[7]
	CFG[8]
	CFG[9]
	CFG[10]
	CFG[11]
	CFG[12]
	CFG[13]
	CFG[14]
	CFG[15]
	CFG[16]
	CFG[17]
	CFG[18]
	CFG[19]
	CFG[20]
	CFG[21]
	CFG[22]
	CFG[23]
	CFG[24]
	CFG[25]
	CFG[26]
	CFG[27]
	CFG[28]
	CFG[29]
	CFG[30]
	CFG[31]
	CFG[32]
	CFG[33]
	CFG[34]
	CFG[35]
	CFG[36]
	CFG[37]
	CFG[38]
	CFG[39]
	CFG[40]
	CFG[41]
	CFG[42]
	CFG[43]
	CFG[44]
	CFG[45]
	CFG[46]
	CFG[47]
	CFG[48]
	CFG[49]
	CFG[50]
	CFG[51]
	CFG[52]
	CFG[53]
	CFG[54]
	CFG[55]
	CFG[56]
	CFG[57]
	CFG[58]
	CFG[59]
	CFG[60]
	CFG[61]
	CFG[62]
	CFG[63]
	CFG[64]
	CFG[65]
	CFG[66]
	CFG[67]
	CFG[68]
	CFG[69]
	CFG[70]
	CFG[71]
	CFG[72]
	CFG[73]
	CFG[74]
	CFG[75]
	CFG[76]
	CFG[77]
	CFG[78]
	CFG[79]
	CFG[80]
	CFG[81]
	CFG[82]
	CFG[83]
	CFG[84]
	CFG[85]
	CFG[86]
	CFG[87]
	CFG[88]
	CFG[89]
	CFG[90]
	CFG[91]
	CFG[92]
	CFG[93]
	CFG[94]
	CFG[95]
	CFG[96]
	CFG[97]
	CFG[98]
	CFG[99]
	CFG[100]
	CFG[101]
	CFG[102]
	CFG[103]
	CFG[104]
	CFG[105]
	CFG[106]
	CFG[107]
	CFG[108]
	CFG[109]
	CFG[110]
	CFG[111]
	CFG[112]
	CFG[113]
	CFG[114]
	CFG[115]
	CFG[116]
	CFG[117]
	CFG[118]
	CFG[119]
	CFG[120]
	CFG[121]
	CFG[122]
	CFG[123]
	CFG[124]
	CFG[125]
	CFG[126]
	CFG[127]
	CFG[128]
	CFG[129]
	CFG[130]
	CFG[131]
	CFG[132]
	CFG[133]
	CFG[134]
	CFG[135]
	CFG[136]
	CFG[137]
	CFG[138]
	CFG[139]
	CFG[140]
	CFG[141]
	CFG[142]
	CFG[143]
	CFG[144]
	CFG[145]
	CFG[146]
	CFG[147]
	CFG[148]
	CFG[149]
	CFG[150]
	CFG[151]
	CFG[152]
	CFG[153]
	CFG[154]
	CFG[155]
	CFG[156]
	CFG[157]
	CFG[158]
	CFG[159]
	CFG[160]
	CFG[161]
	CFG[162]
	CFG[163]
	CFG[164]
	CFG[165]
	CFG[166]
	CFG[167]
	CFG[168]
	CFG[169]
	CFG[170]
	CFG[171]
	CFG[172]
	CFG[173]
	CFG[174]
	CFG[175]
	CFG[176]
	CFG[177]
	CFG[178]
	CFG[179]
	CFG[180]
	CFG[181]
	CFG[182]
	CFG[183]
	CFG[184]
	CFG[185]
	CFG[186]
	CFG[187]
	CFG[188]
	CFG[189]
	CFG[190]
	CFG[191]
	CFG[192]
	CFG[193]
	CFG[194]
	CFG[195]
	CFG[196]
	CFG[197]
	CFG[198]
	CFG[199]
	CFG[200]
	CFG[201]
	CFG[202]
	CFG[203]
	CFG[204]
	CFG[205]
	CFG[206]
	CFG[207]
	CFG[208]
	CFG[209]
	CFG[210]
	CFG[211]
	CFG[212]
	CFG[213]
	CFG[214]
	CFG[215]
	CFG[216]
	CFG[217]
	CFG[218]
	CFG[219]
	CFG[220]
	CFG[221]
	CFG[222]
	CFG[223]
	CFG[224]
	CFG[225]
	CFG[226]
	CFG[227]
	CFG[228]
	CFG[229]
	CFG[230]
	CFG[231]
	CFG[232]
	CFG[233]
	CFG[234]
	CFG[235]
	CFG[236]
	CFG[237]
	CFG[238]
	CFG[239]
	CFG[240]
	CFG[241]
	CFG[242]
	CFG[243]
	CFG[244]
	CFG[245]
	CFG[246]
	CFG[247]
	CFG[248]
	CFG[249]
	CFG[250]
	CFG[251]
	CFG[252]
	CFG[253]
	CFG[254]
	CFG[255]
	CFG[256]
	CFG[257]
	CFG[258]
	CFG[259]
	CFG[260]
	CFG[261]
	CFG[262]
	CFG[263]
	CFG[264]
	CFG[265]
	CFG[266]
	CFG[267]
	CFG[268]
	CFG[269]
	CFG[270]
	CFG[271]
	CFG[272]
	CFG[273]
	CFG[274]
	CFG[275]
	CFG[276]
	CFG[277]
	CFG[278]
	CFG[279]
	CFG[280]
	CFG[281]
	CFG[282]
	CFG[283]
	CFG[284]
	CFG[285]
	CFG[286]
	CFG[287]
	CFG[288]
	CFG[289]
	CFG[290]
	CFG[291]
	CFG[292]
	CFG[293]
	CFG[294]
	CFG[295]
	CFG[296]
	CFG[297]
	CFG[298]
	CFG[299]
	CFG[300]
	CFG[301]
	CFG[302]
	CFG[303]
	CFG[304]
	CFG[305]
	CFG[306]
	CFG[307]
	CFG[308]
	CFG[309]
	CFG[310]
	CFG[311]
	CFG[312]
	CFG[313]
	CFG[314]
	CFG[315]
	CFG[316]
	CFG[317]
	CFG[318]
	CFG[319]
	CFG[320]
	CFG[321]
	CFG[322]
	CFG[323]
	CFG[324]
	CFG[325]
	CFG[326]
	CFG[327]
	CFG[328]
	CFG[329]
	CFG[330]
	CFG[331]
	CFG[332]
	CFG[333]
	CFG[334]
	CFG[335]
	CFG[336]
	CFG[337]
	CFG[338]
	CFG[339]
	CFG[340]
	CFG[341]
	CFG[342]
	CFG[343]
	CFG[344]
	CFG[345]
	CFG[346]
	CFG[347]
	CFG[348]
	CFG[349]
	CFG[350]
	CFG[351]
	CFG[352]
	CFG[353]
	CFG[354]
	CFG[355]
	CFG[356]
	CFG[357]
	CFG[358]
	CFG[359]
	CFG[360]
	CFG[361]
	CFG[362]
	CFG[363]
	CFG[364]
	CFG[365]
	CFG[366]
	CFG[367]
	CFG[368]
	CFG[369]
	CFG[370]
	CFG[371]
	CFG[372]
	CFG[373]
	CFG[374]
	CFG[375]
	CFG[376]
	CFG[377]
	CFG[378]
	CFG[379]
	CFG[380]
	CFG[381]
	CFG[382]
	CFG[383]
	CFG[384]
	CFG[385]
	CFG[386]
	CFG[387]
	CFG[388]
	CFG[389]
	CFG[390]
	CFG[391]
	CFG[392]
	CFG[393]
	CFG[394]
	CFG[395]
	CFG[396]
	CFG[397]
	CFG[398]
	CFG[399]
	CFG[400]
	CFG[401]
	CFG[402]
	CFG[403]
	CFG[404]
	CFG[405]
	CFG[406]
	CFG[407]
	CFG[408]
	CFG[409]
	CFG[410]
	CFG[411]
	CFG[412]
	CFG[413]
	CFG[414]
	CFG[415]
	CFG[416]
	CFG[417]
	CFG[418]
	CFG[419]
	CFG[420]
	CFG[421]
	CFG[422]
	CFG[423]
	CFG[424]
	CFG[425]
	CFG[426]
	CFG[427]
	CFG[428]
	CFG[429]
	CFG[430]
	CFG[431]
	CFG[432]
	CFG[433]
	CFG[434]
	CFG[435]
	CFG[436]
	CFG[437]
	CFG[438]
	CFG[439]
	CFG[440]
	CFG[441]
	CFG[442]
	CFG[443]
	CFG[444]
	CFG[445]
	CFG[446]
	CFG[447]
	CFG[448]
	CFG[449]
	CFG[450]
	CFG[451]
	CFG[452]
	CFG[453]
	CFG[454]
	CFG[455]
	CFG[456]
	CFG[457]
	CFG[458]
	CFG[459]
	CFG[460]
	CFG[461]
	CFG[462]
	CFG[463]
	CFG[464]
	CFG[465]
	CFG[466]
	CFG[467]
	CFG[468]
	CFG[469]
	CFG[470]
	CFG[471]
	CFG[472]
	CFG[473]
	CFG[474]
	CFG[475]
	CFG[476]
	CFG[477]
	CFG[478]
	CFG[479]
	CFG[480]
	CFG[481]
	CFG[482]
	CFG[483]
	CFG[484]
	CFG[485]
	CFG[486]
	CFG[487]
	CFG[488]
	CFG[489]
	CFG[490]
	CFG[491]
	CFG[492]
	CFG[493]
	CFG[494]
	CFG[495]
	CFG[496]
	CFG[497]
	CFG[498]
	CFG[499]
	CFG[500]
	CFG[501]
	CFG[502]
	CFG[503]
	CFG[504]
	CFG[505]
	CFG[506]
	CFG[507]
	CFG[508]
	CFG[509]
	CFG[510]
	CFG[511]
	CFG[512]
	CFG[513]
	CFG[514]
	CFG[515]
	CFG[516]
	CFG[517]
	CFG[518]
	CFG[519]
	CFG[520]
	CFG[521]
	CFG[522]
	CFG[523]
	CFG[524]
	CFG[525]
	CFG[526]
	CFG[527]
	CFG[528]
	CFG[529]
	CFG[530]
	CFG[531]
	CFG[532]
	CFG[533]
	CFG[534]
	CFG[535]
	CFG[536]
	CFG[537]
	CFG[538]
	CFG[539]
	CFG[540]
	CFG[541]
	CFG[542]

POWER

SV type CPU

JCPU1F



QC 94A
DC 53A

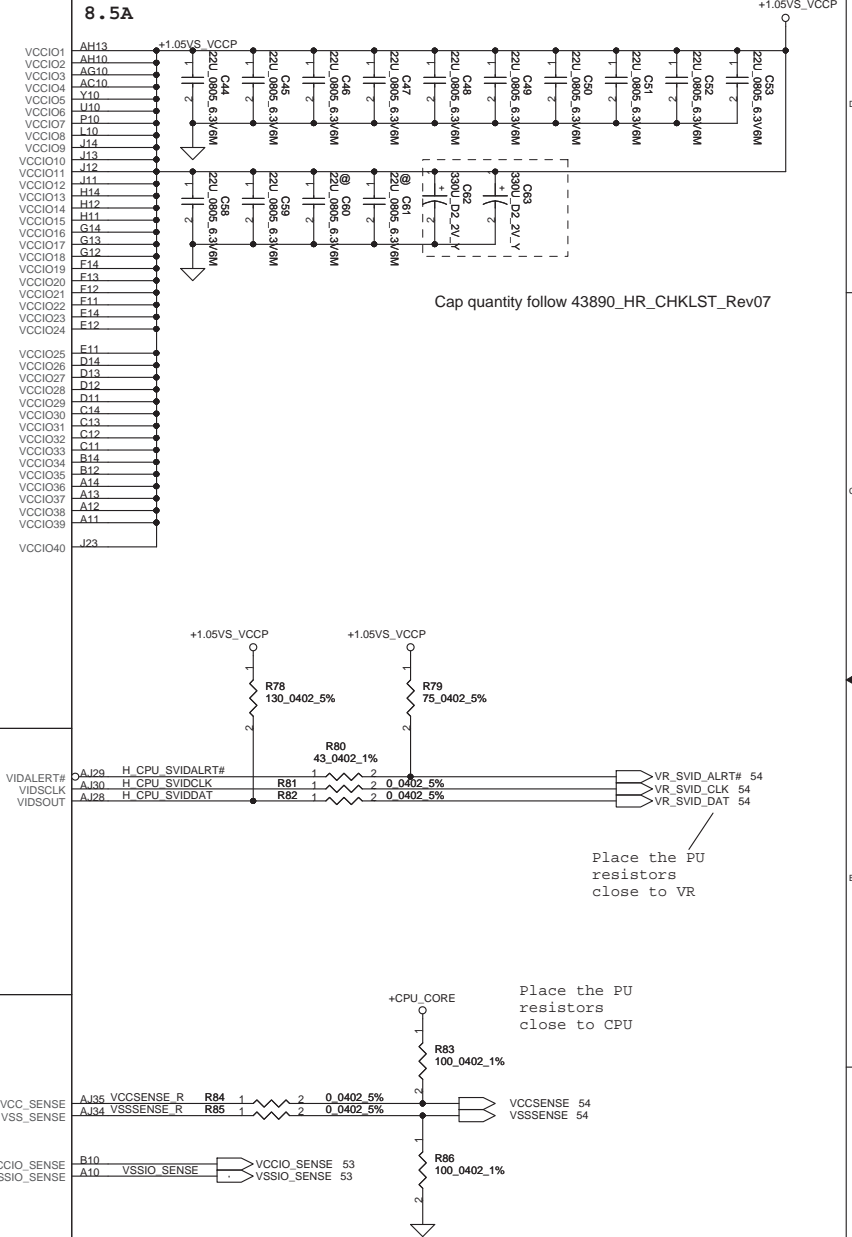
A635	VC1
A634	VC2
A633	VC3
A632	VC4
A631	VC5
A630	VC6
A628	VC7
A627	VC8
A626	VC9
A625	VC10
A624	VC11
A623	VC12
A622	VC13
A621	VC14
A620	VC15
A619	VC16
A618	VC17
A617	VC18
A616	VC19
A615	VC20
A614	VC21
A613	VC22
A612	VC23
A611	VC24
A610	VC25
A609	VC26
A608	VC27
A607	VC28
A606	VC29
A605	VC30
A604	VC31
A603	VC32
A602	VC33
A601	VC34
A600	VC35
A599	VC36
A598	VC37
A597	VC38
A596	VC39
A595	VC40
A594	VC41
A593	VC42
A592	VC43
A591	VC44
A590	VC45
A589	VC46
A588	VC47
A587	VC48
A586	VC49
A585	VC50
A584	VC51
A583	VC52
A582	VC53
A581	VC54
A580	VC55
A579	VC56
A578	VC57
A577	VC58
A576	VC59
A575	VC60
A574	VC61
A573	VC62
A572	VC63
A571	VC64
A570	VC65
A569	VC66
A568	VC67
A567	VC68
A566	VC69
A565	VC70
A564	VC71
A563	VC72
A562	VC73
A561	VC74
A560	VC75
A559	VC76
A558	VC77
A557	VC78
A556	VC79
A555	VC80
A554	VC81
A553	VC82
A552	VC83
A551	VC84
A550	VC85
A549	VC86
A548	VC87
A547	VC88
A546	VC89
A545	VC90
A544	VC91
A543	VC92
A542	VC93
A541	VC94
A540	VC95
A539	VC96
A538	VC97
A537	VC98
A536	VC99
A535	VC100

CORE SUPPLY

SVID

SENSE LINES

PEG AND DDR

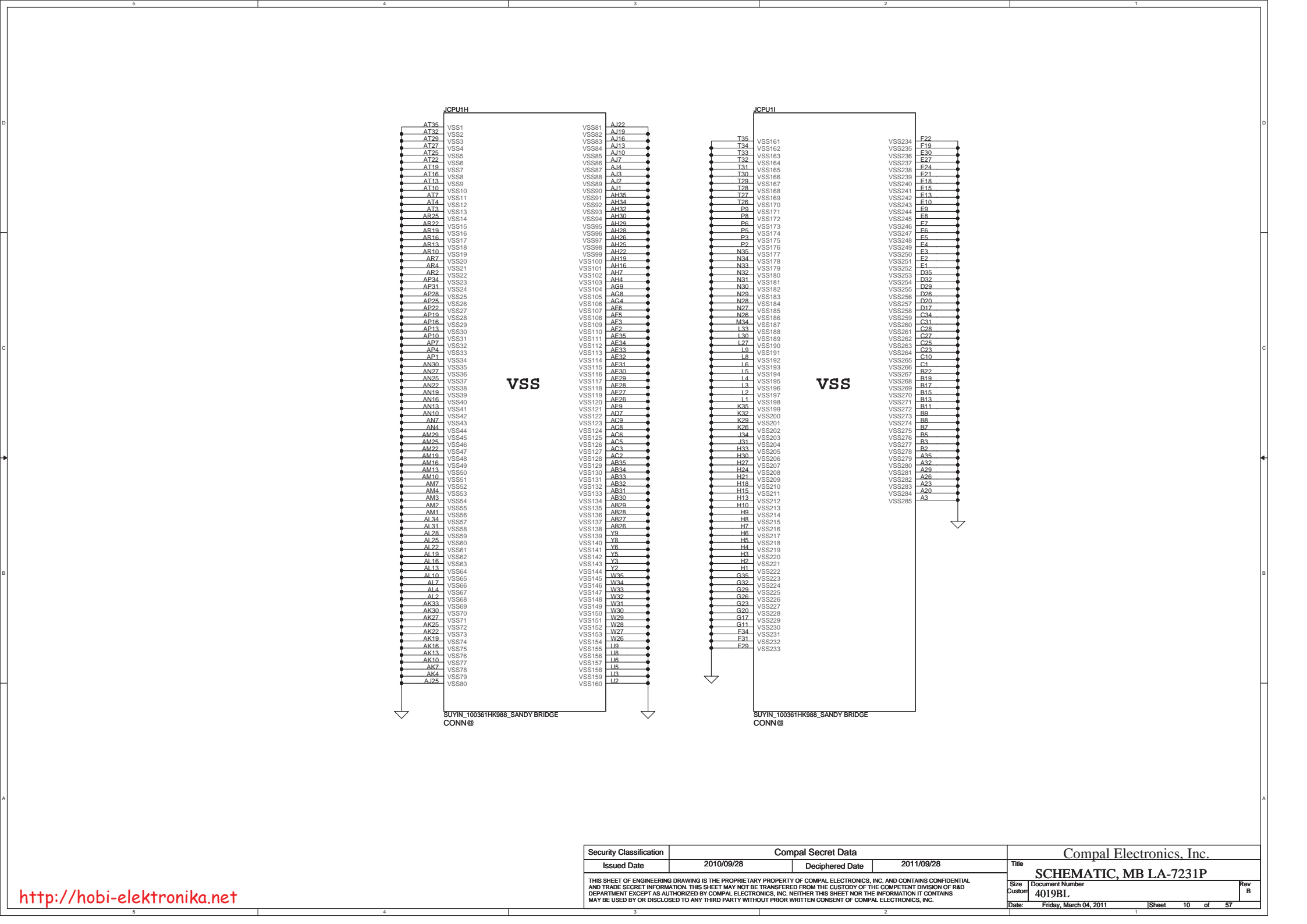


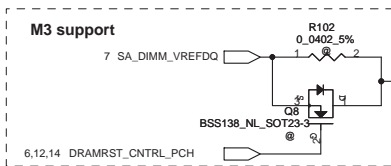
Cap quantity follow 43890_HR_CHKLIST_Rev07

Place the PU
resistors
close to VR

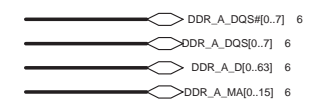
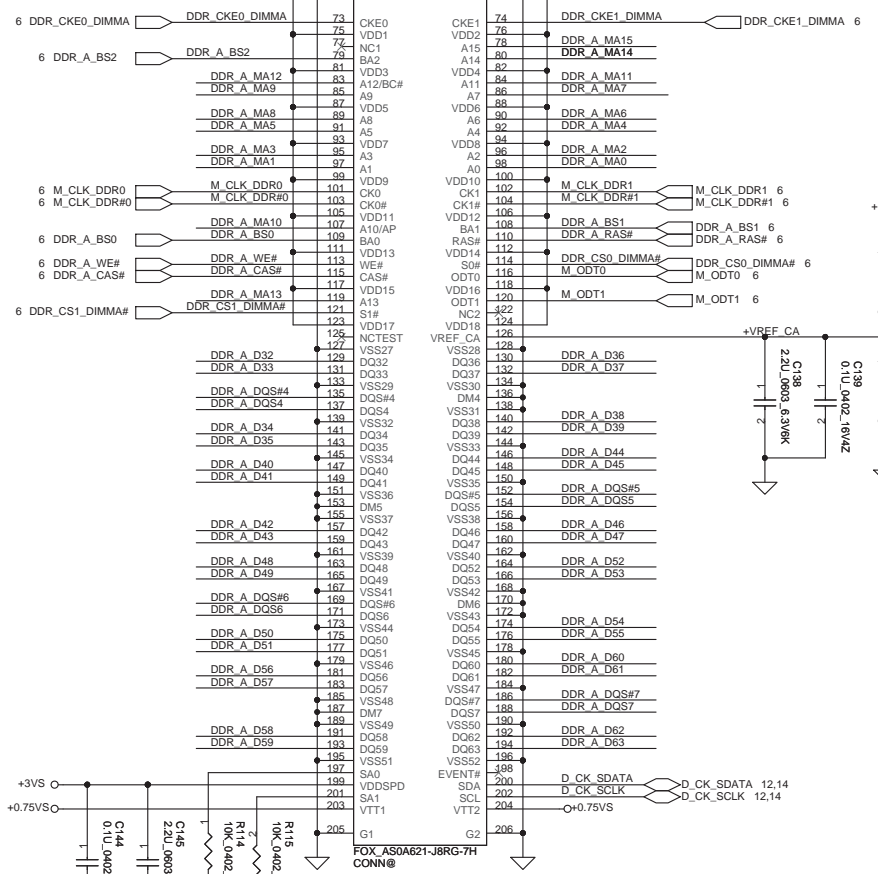
Place the PU
resistors
close to CPU

SUTIN 100361HK988 SANDY BRIDGE CONN@			
Security Classification		Compal Secret Data	
Issued Date	2010/09/28	Deciphered Date	2011/09/28
THIS SHEET OF ENGINEERING DRAWING IS THE PROPRIETARY PROPERTY OF COMPAL ELECTRONICS, INC. AND CONTAINS CONFIDENTIAL AND TRADE SECRET INFORMATION. THIS SHEET MAY NOT BE TRANSFERRED FROM THE CUSTODY OF THE COMPETENT DIVISION OF R&D DEPARTMENT EXCEPT AS AUTHORIZED BY COMPAL ELECTRONICS, INC. NEITHER THIS SHEET NOR THE INFORMATION IT CONTAINS MAY BE USED BY OR DISCLOSED TO ANY THIRD PARTY WITHOUT PRIOR WRITTEN CONSENT OF COMPAL ELECTRONICS, INC.			
Title		Compal Electronics, Inc.	
Schematic, MB LA-7231P			
Size	Document Number	Rev B	
Custord	4019BL		
Date:	Friday, March 04, 2011	Sheet	8 of 57

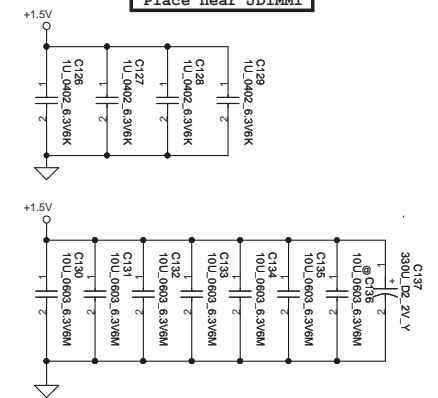




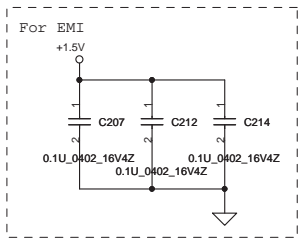
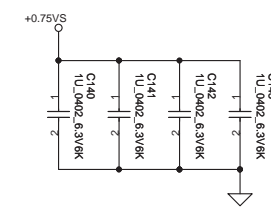
All VREF traces should have 10 mil trace width



Layout Note:
Place near JDIMM1

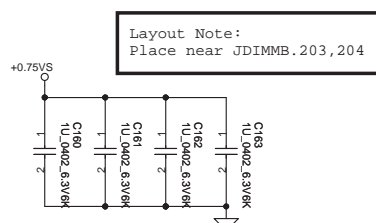


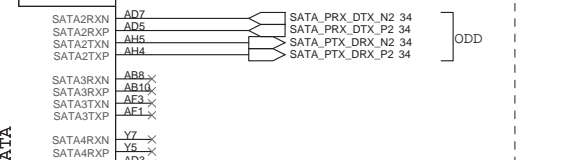
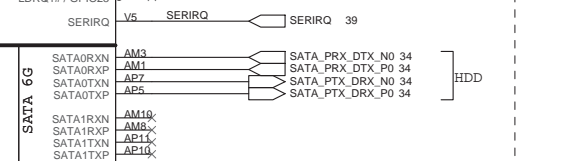
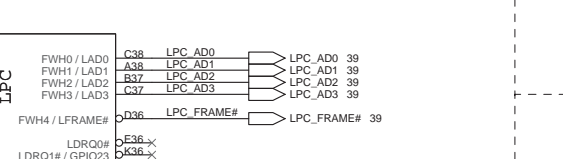

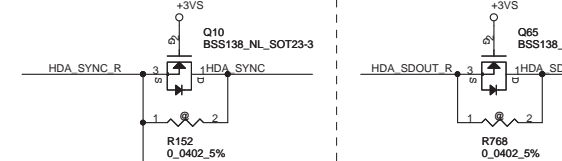
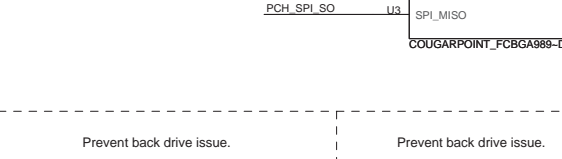
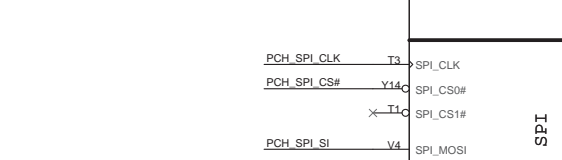
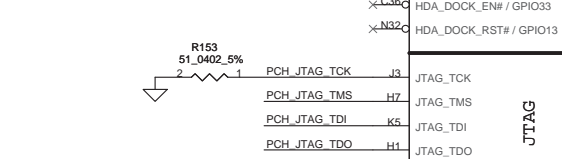
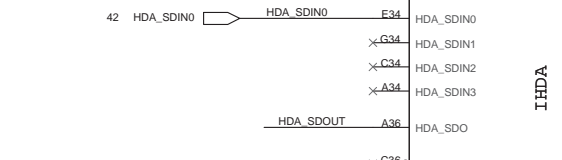
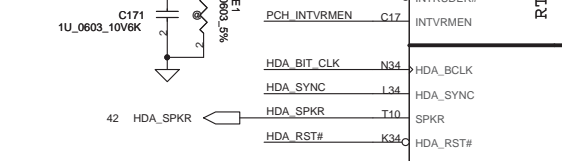
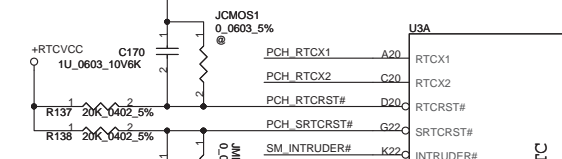
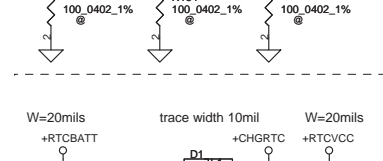
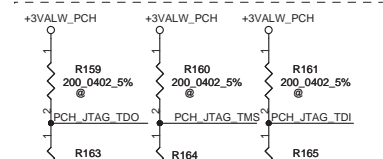
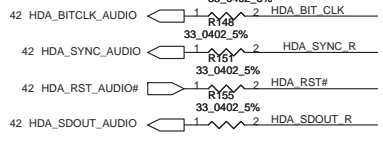
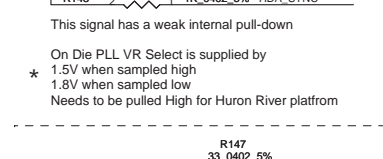
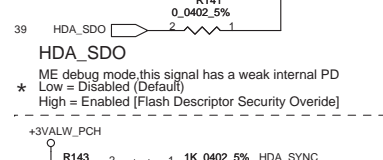
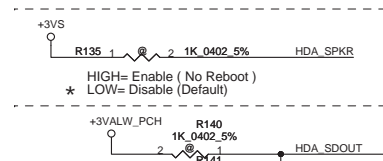
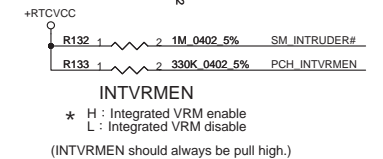
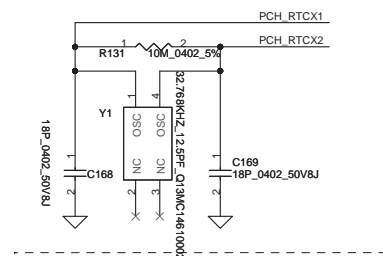
Layout Note:
Place near JDIMM1.203,204

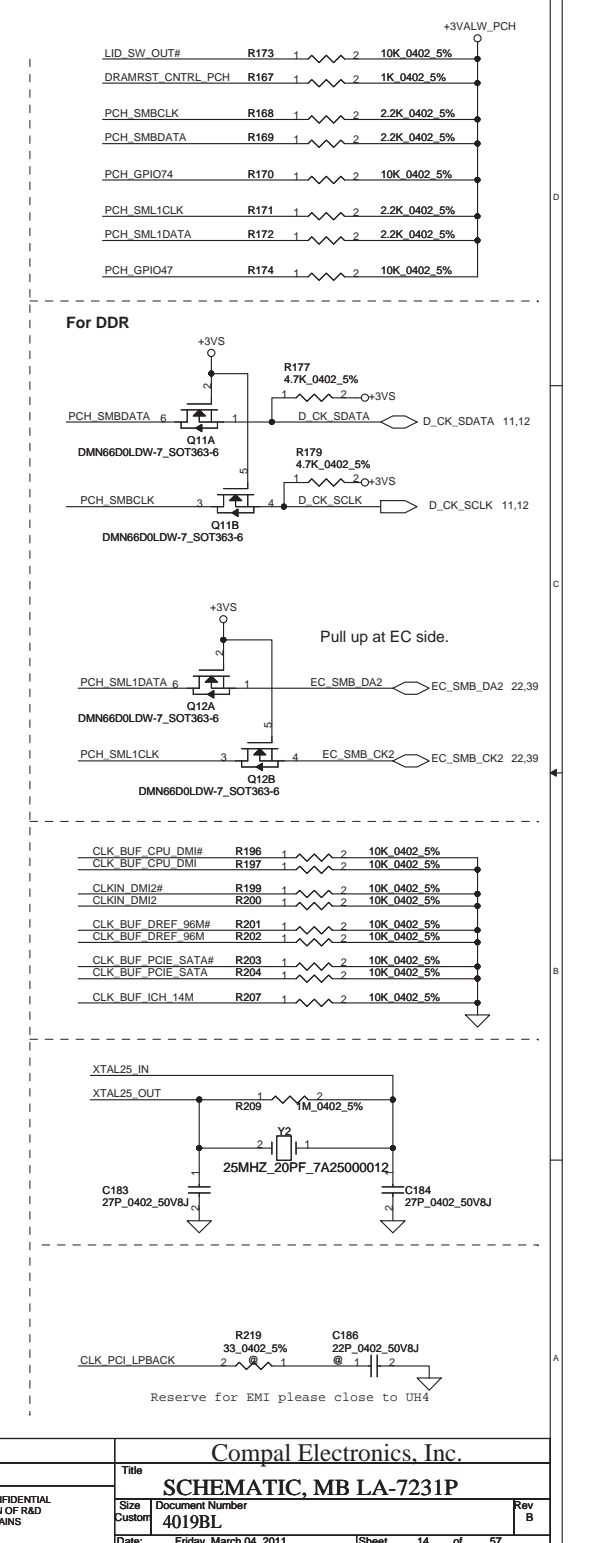
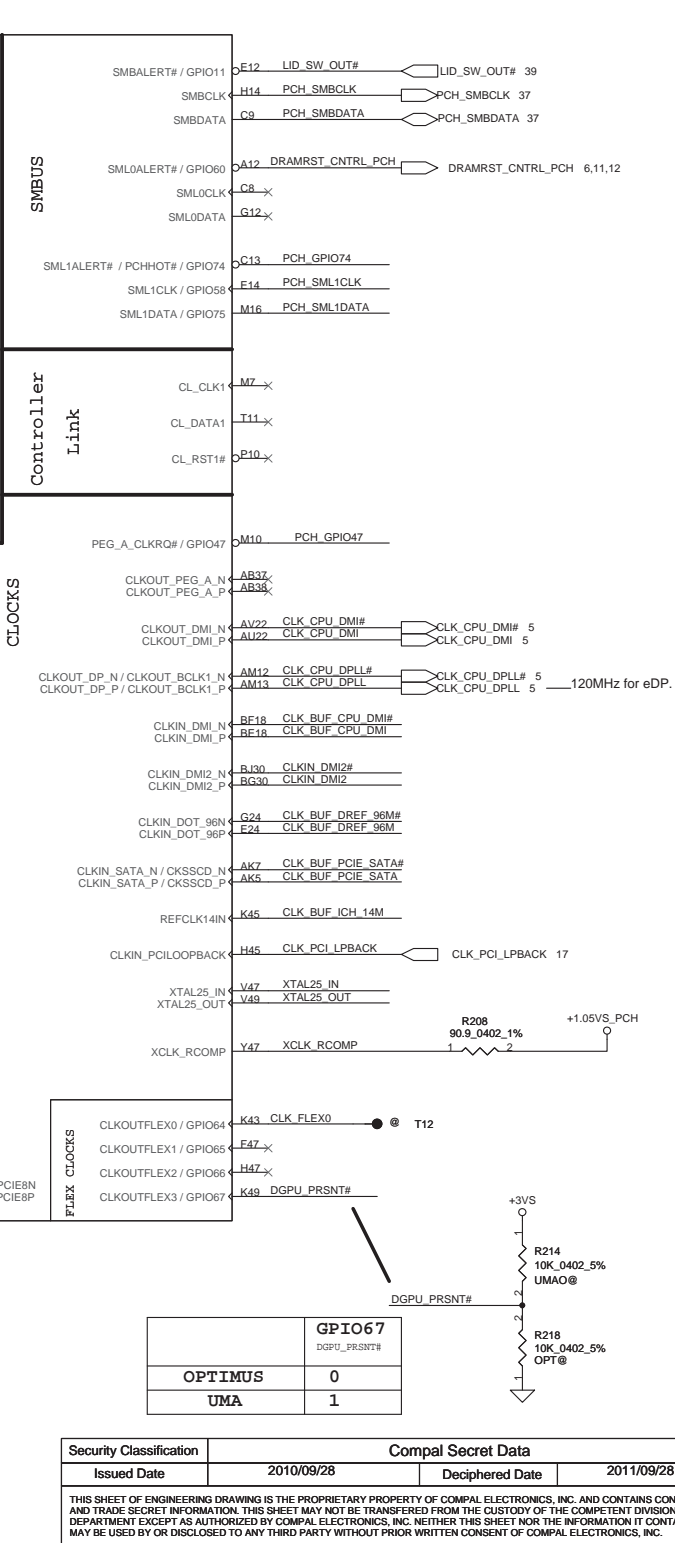
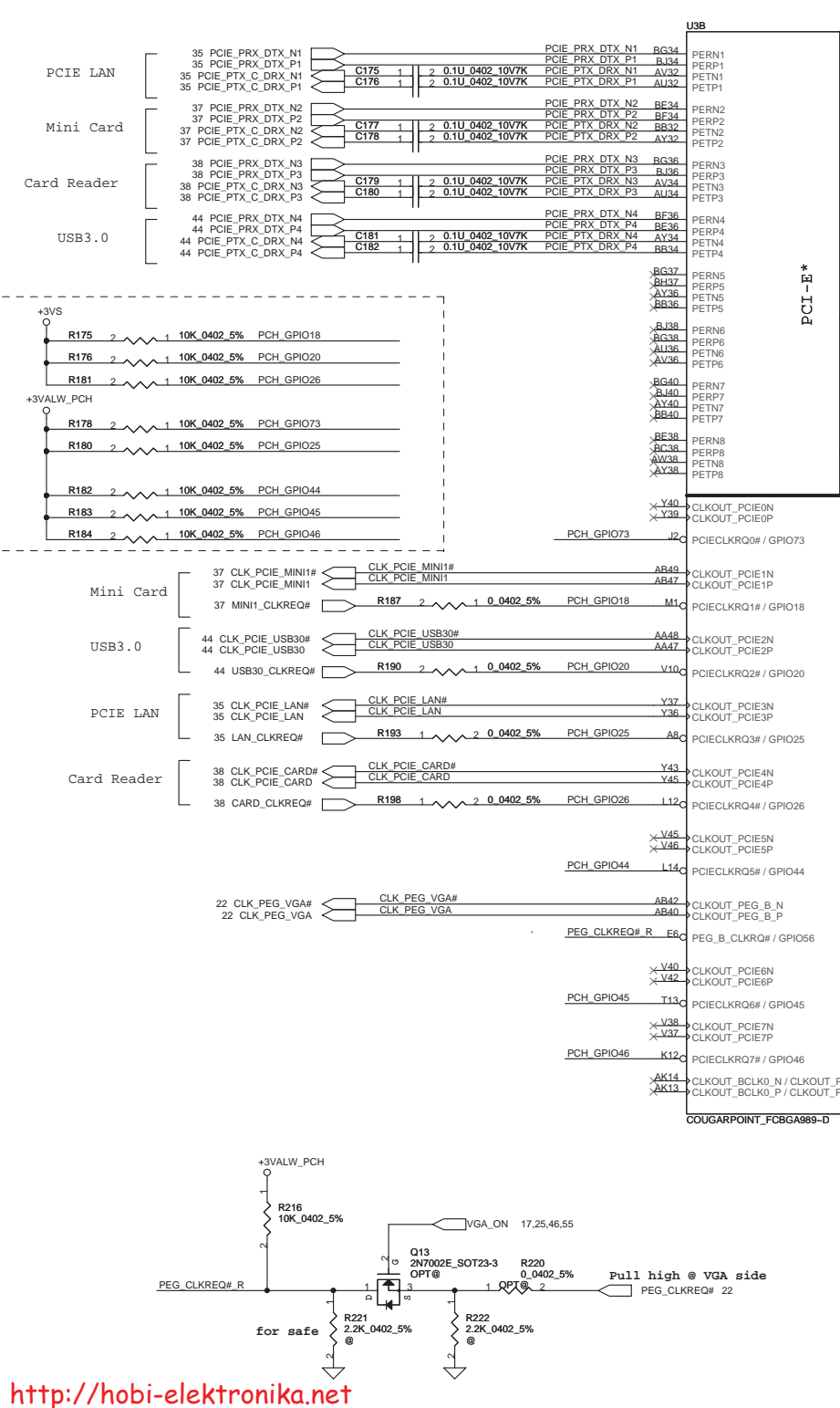


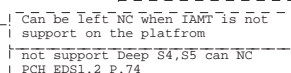
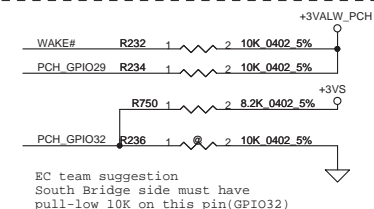
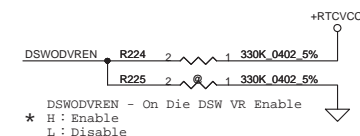
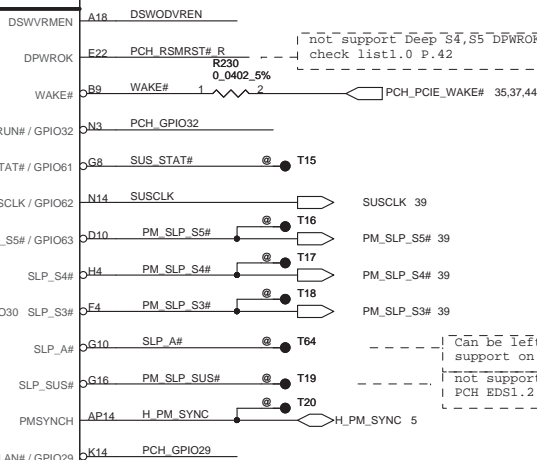
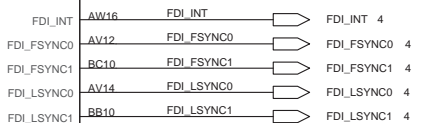
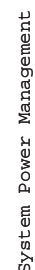
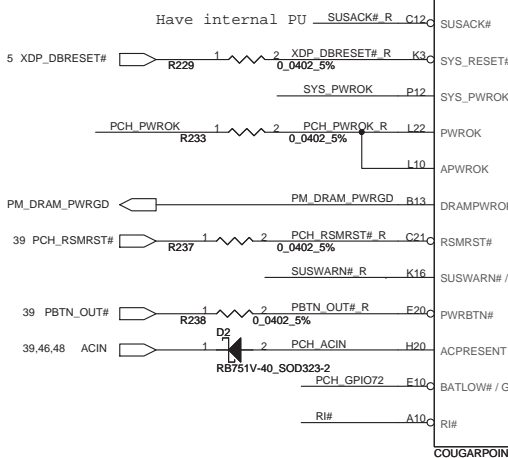
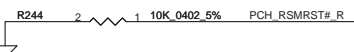
<Address: 00>
DIMM_A Reverse H:8mm

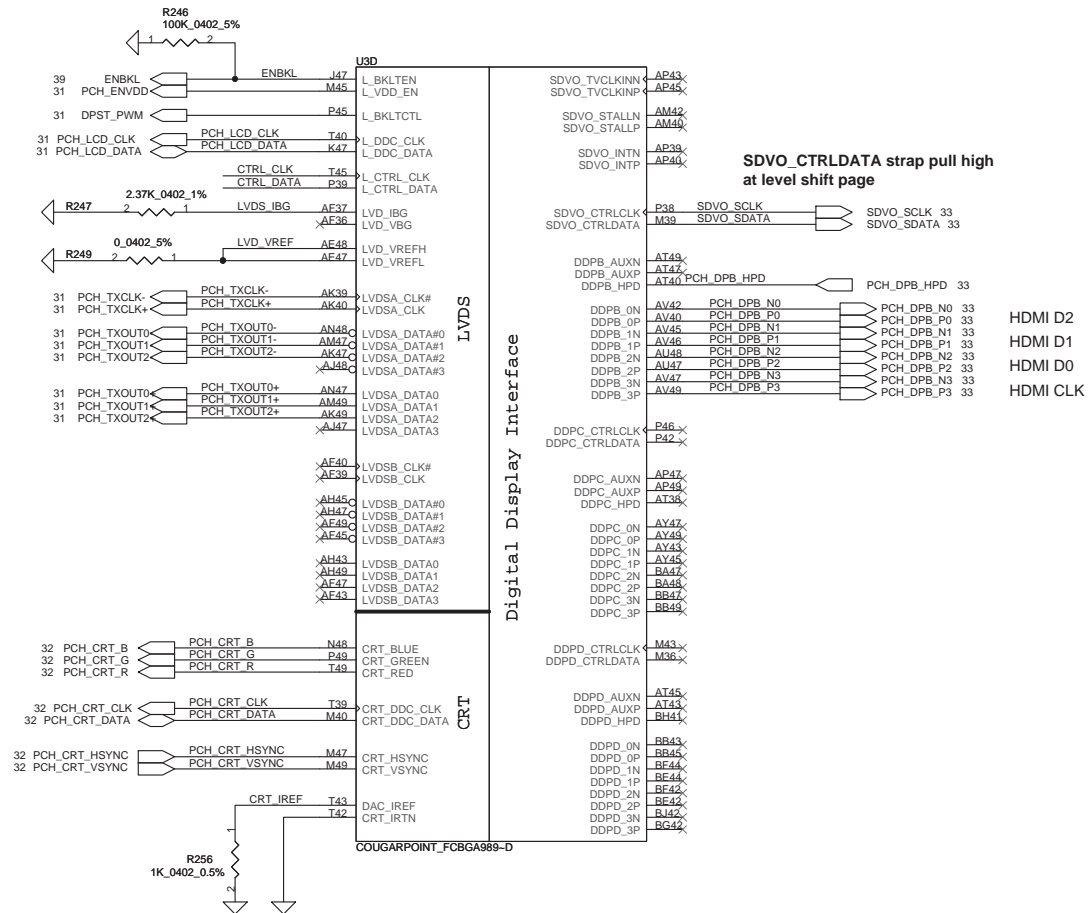
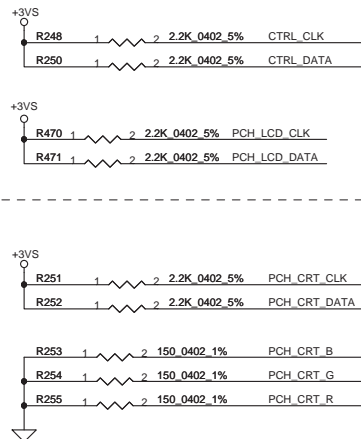
Security Classification		Compal Secret Data				Compal Electronics, Inc.					
Issued Date		2010/09/28		Deciphered Date		2011/09/28		Title			
THIS SHEET OF ENGINEERING DRAWING IS THE PROPRIETARY PROPERTY OF COMPAL ELECTRONICS, INC. AND CONTAINS CONFIDENTIAL AND TRADE SECRET INFORMATION. THIS SHEET MAY NOT BE TRANSFERRED FROM THE CUSTODY OF THE COMPETENT DIVISION OF R&D DEPARTMENT EXCEPT AS AUTHORIZED BY COMPAL ELECTRONICS, INC. NEITHER THIS SHEET NOR THE INFORMATION IT CONTAINS MAY BE USED BY OR DISCLOSED TO ANY THIRD PARTY WITHOUT PRIOR WRITTEN CONSENT OF COMPAL ELECTRONICS, INC.						SCHEMATIC, MB LA-7231P					
						Size		Document Number		Rev	
						Custom		4019BL		B	
						Date:		Friday, March 04, 2011		Sheet 11 of 57	



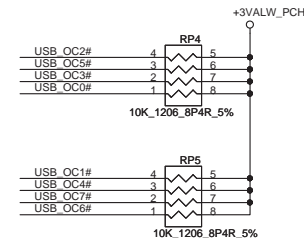
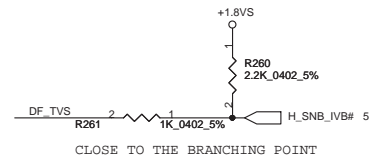

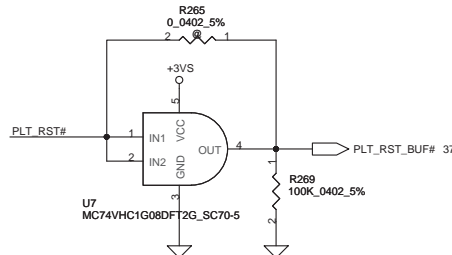
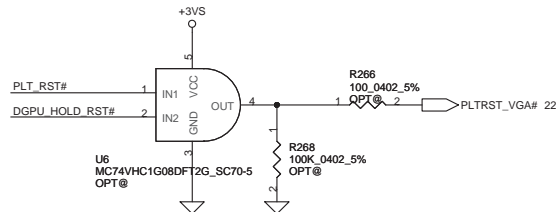
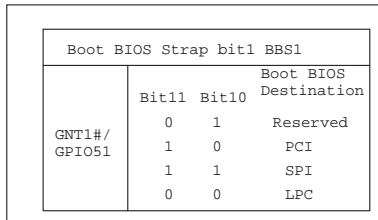


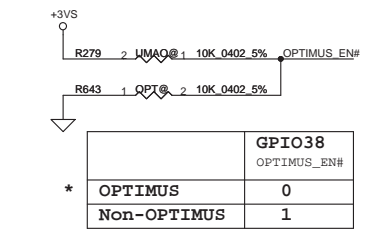






Security Classification		Compal Secret Data		Compal Electronics, Inc.	
Issued Date	2010/09/28	Deciphered Date	2011/09/28	Title	SCHEMATIC, MB LA-7231P
THIS SHEET OF ENGINEERING DRAWING IS THE PROPRIETARY PROPERTY OF COMPAL ELECTRONICS, INC. AND CONTAINS CONFIDENTIAL AND TRADE SECRET INFORMATION. THIS SHEET MAY NOT BE TRANSFERRED FROM THE CUSTODY OF THE COMPETENT DIVISION OF R&D DEPARTMENT EXCEPT AS AUTHORIZED BY COMPAL ELECTRONICS, INC. NEITHER THIS SHEET NOR THE INFORMATION IT CONTAINS MAY BE USED BY OR DISCLOSED TO ANY THIRD PARTY WITHOUT PRIOR WRITTEN CONSENT OF COMPAL ELECTRONICS, INC.				Size Custom	Document Number 4019BL
				Date	Friday, March 04, 2011
				Sheet	16 of 57
				Rev	B





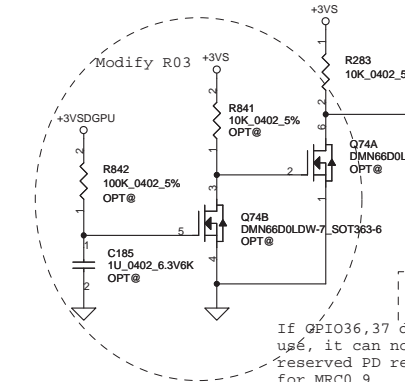
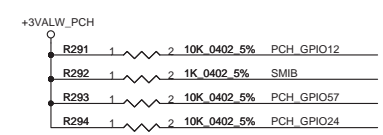
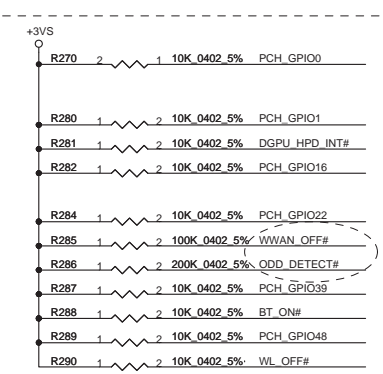
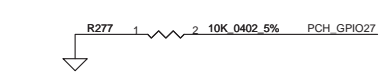
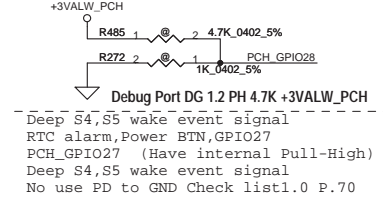
GPIO28

On-Die PLL Voltage Regulator

This signal has a weak internal pull up

* R : On-Die PLL voltage regulator enable

L : On-Die PLL Voltage Regulator disable

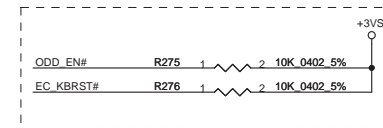
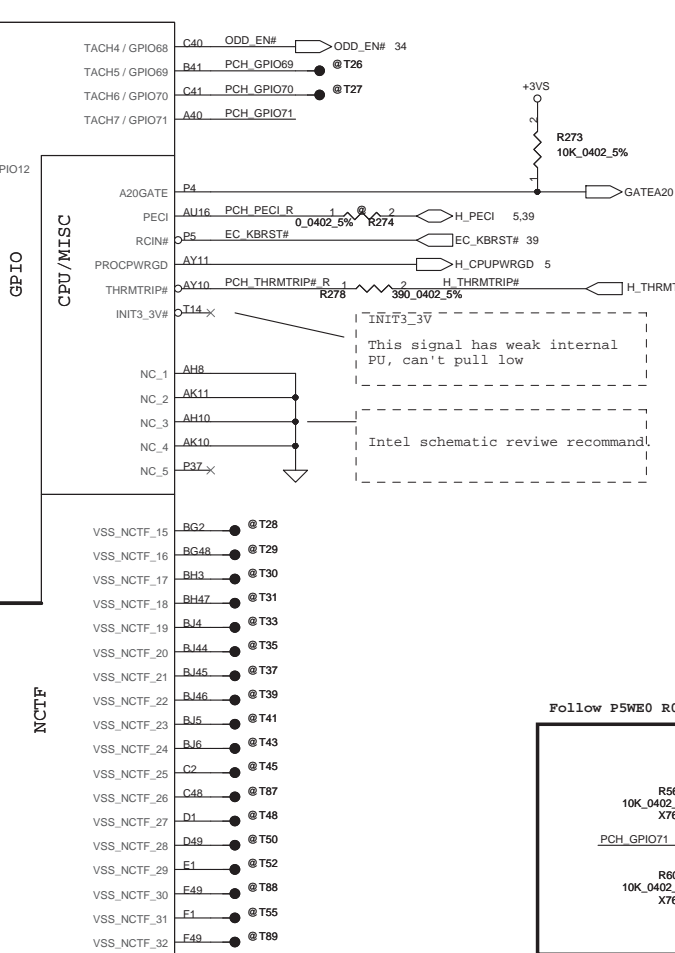
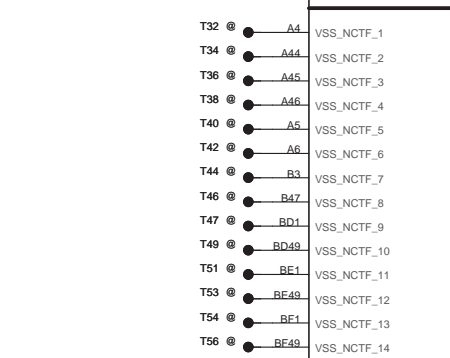



CRB1.0 PH200K to +3VS

CRB1.0 PH10K to +3VALW

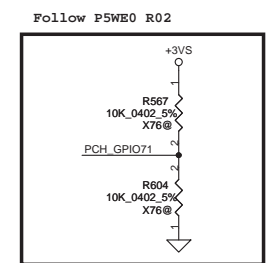
GPIO24 Unmultiplexed

NOTE: GPIO24 configuration register bits are not cleared by CF9h reset event.

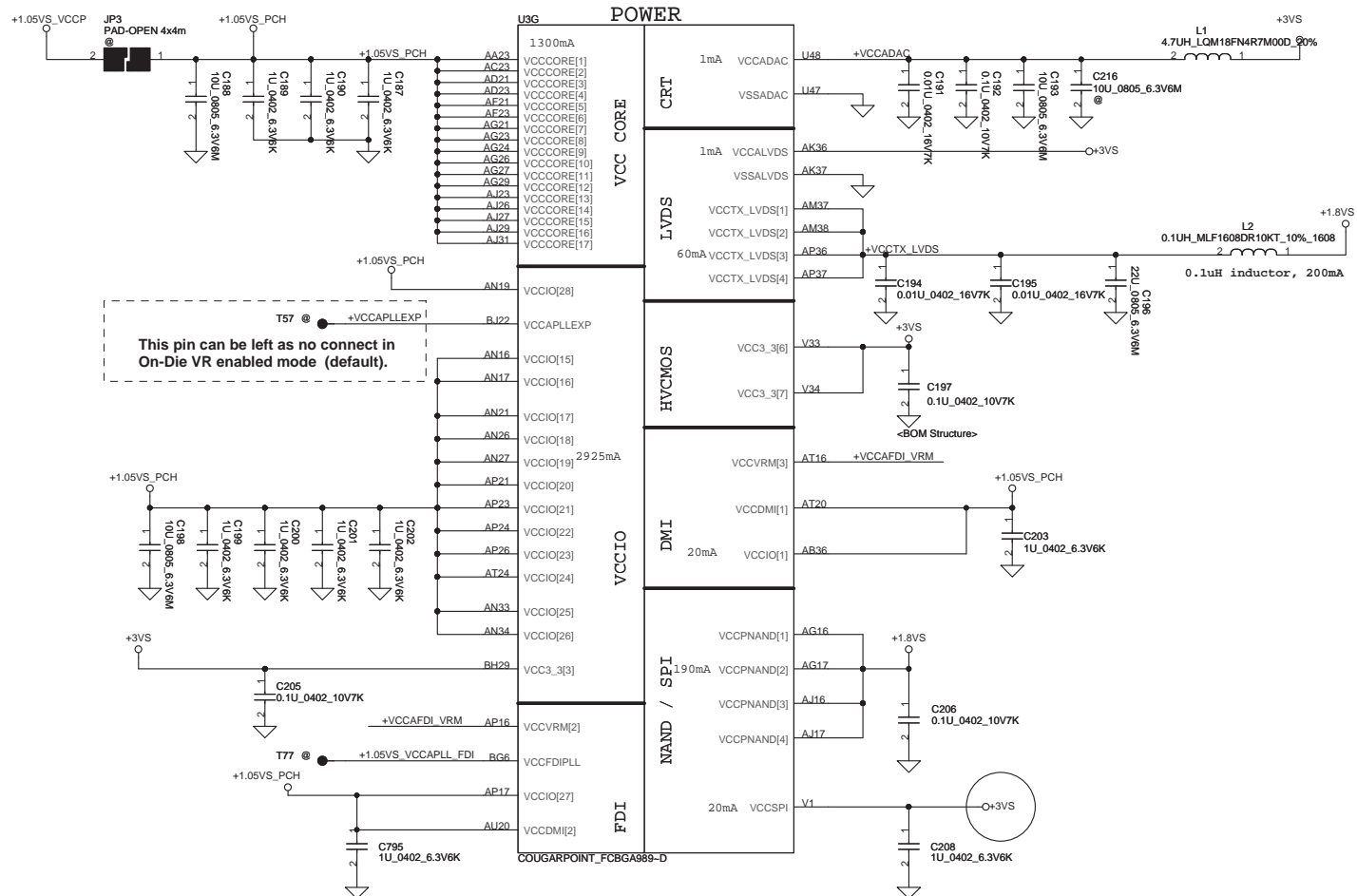


This signal has weak internal PU, can't pull low

Intel schematic review recommend



	GPIO71
	PCH_GPIO71
VRAM 800 MHz	0
VRAM 900 MHz	1



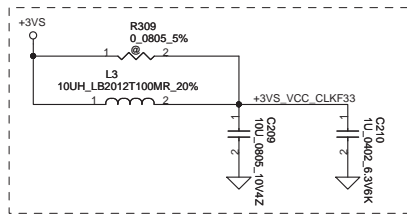
This pin can be left as no connect in On-Die VR enabled mode (default).

+1.5VS
R307 0 0603 5% +VCCAFDI_VRM

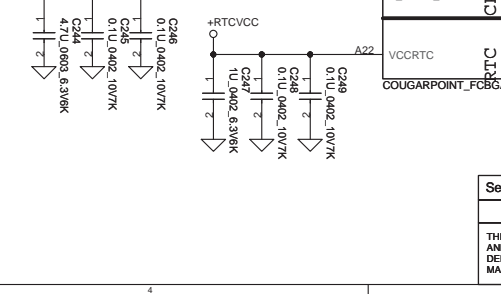
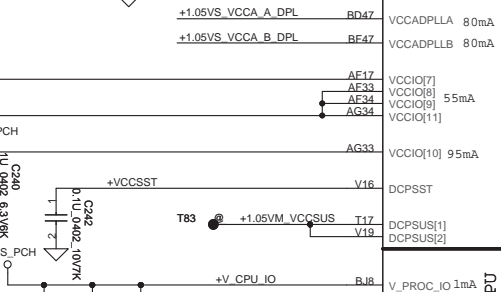
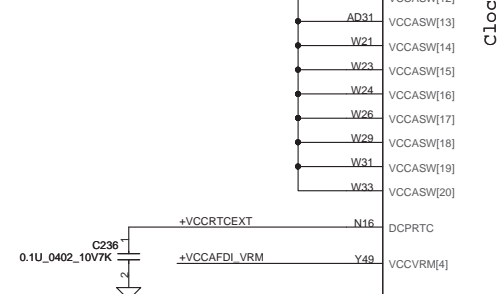
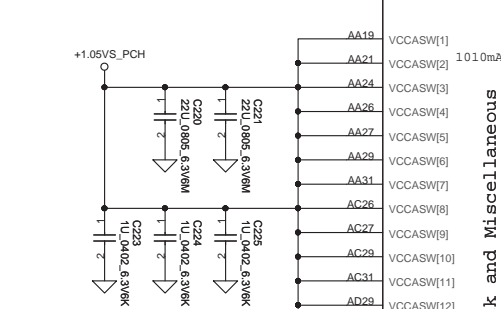
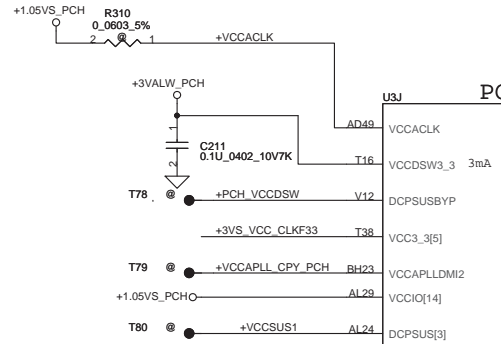
VCCVRM==>1.5V FOR MOBILE
VCCVRM==>1.8V FOR DESKTOP
VCCVRM = 160mA detal waiting for newest spec

PCH Power Rail Table		
Voltage Rail	Voltage	50 Iccmax Current (A)
V_PROC_IO	1.05	0.001
V5REF	5	0.001
V5REF_Sus	5	0.001
Vcc3_3	3.3	0.266
VccADAC	3.3	0.001
VccADPLLA	1.05	0.08
VccADPLLB	1.05	0.08
VccCore	1.05	1.3
VccDMI	1.05	0.042
VccIO	1.05	2.925
VccASW	1.05	1.01
VccSPI	3.3	0.02
VccDSW	3.3	0.003
VccpNAND	1.8	0.19
VccRTC	3.3	6 uA
VccSus3_3	3.3	0.119
VccSusHDA	3.3 / 1.5	0.01
VccVRM	1.8 / 1.5	0.16
VccCLKDMI	1.05	0.02
VccSSC	1.05	0.095
VccDIFFCLKN	1.05	0.055
VccALVDS	3.3	0.001
VccTX_LVDS	1.8	0.06

Security Classification		Compal Secret Data		Compal Electronics, Inc.	
Issued Date	2010/09/28	Deciphered Date	2011/09/28	Title	SCHEMATIC, MB LA-7231P
THIS SHEET OF ENGINEERING DRAWING IS THE PROPRIETARY PROPERTY OF COMPAL ELECTRONICS, INC. AND CONTAINS CONFIDENTIAL AND TRADE SECRET INFORMATION. THIS SHEET MAY NOT BE TRANSFERRED FROM THE CUSTODY OF THE COMPETENT DIVISION OF R&D DEPARTMENT EXCEPT AS AUTHORIZED BY COMPAL ELECTRONICS, INC. NEITHER THIS SHEET NOR THE INFORMATION IT CONTAINS MAY BE USED BY OR DISCLOSED TO ANY THIRD PARTY WITHOUT PRIOR WRITTEN CONSENT OF COMPAL ELECTRONICS, INC.				Size Custom	Document Number 4019BL
				Date	Friday, March 04, 2011
				Sheet	19 of 57
				Rev	B

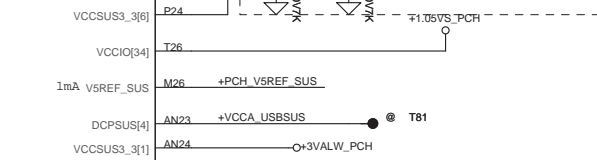


Have internal VRM

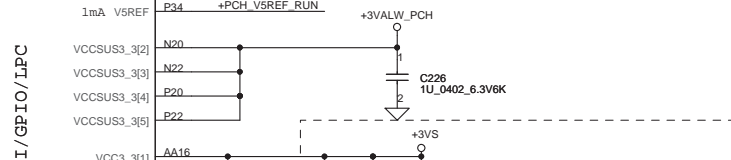


POWER

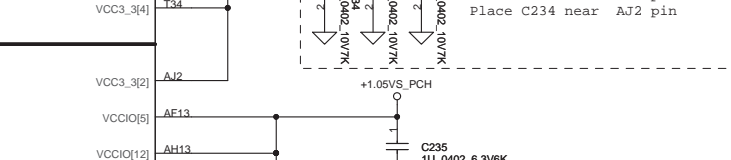
USB



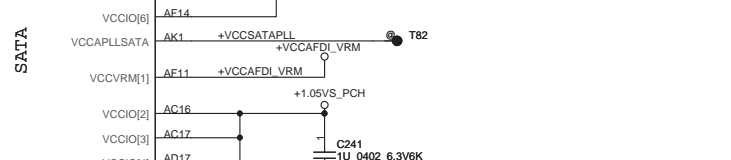
PCI/GPIO/LPC



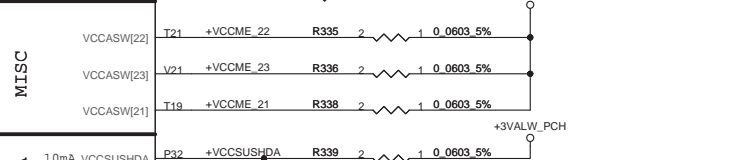
SATA




MISC





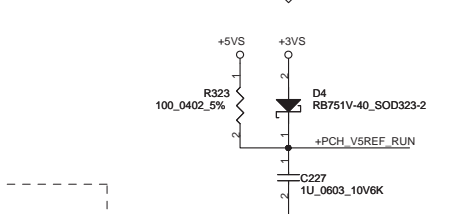
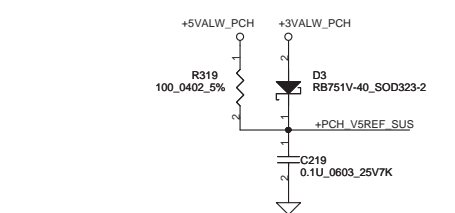
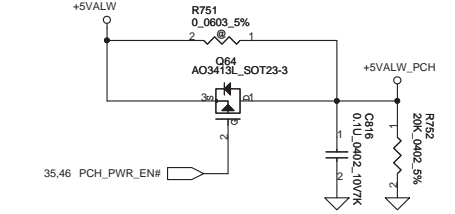
CPU



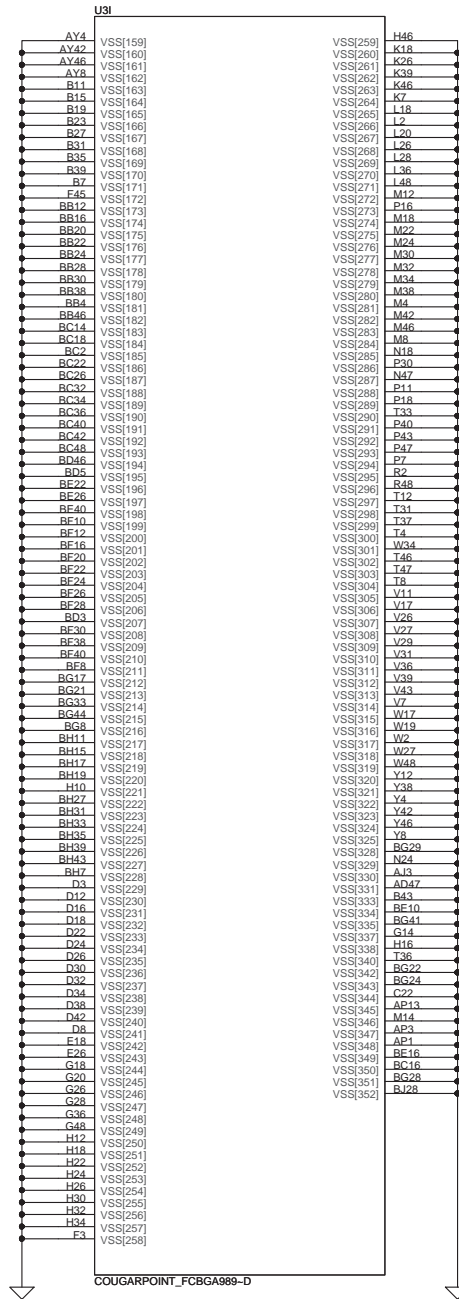

RTC



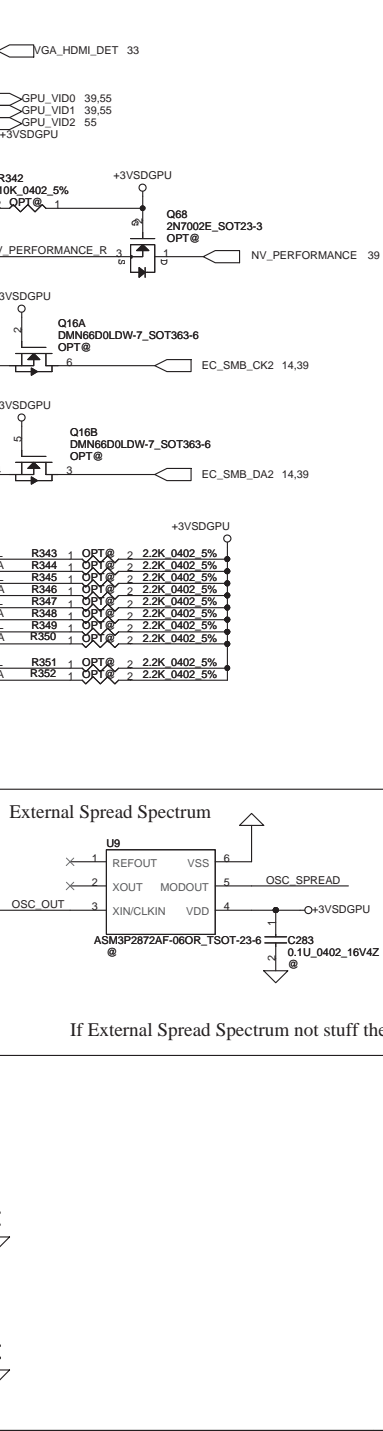
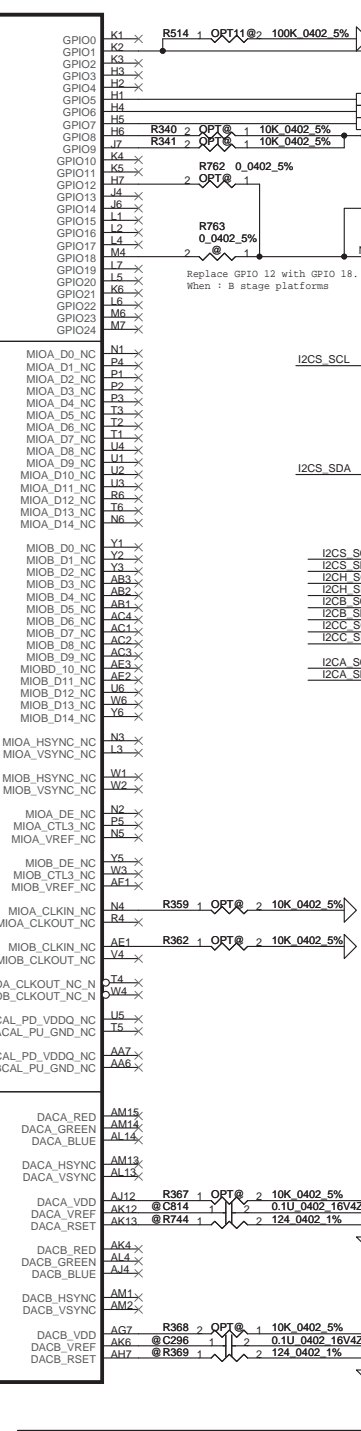

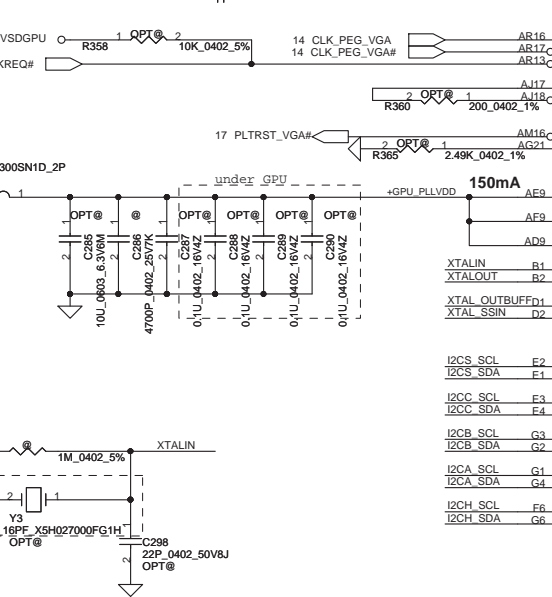
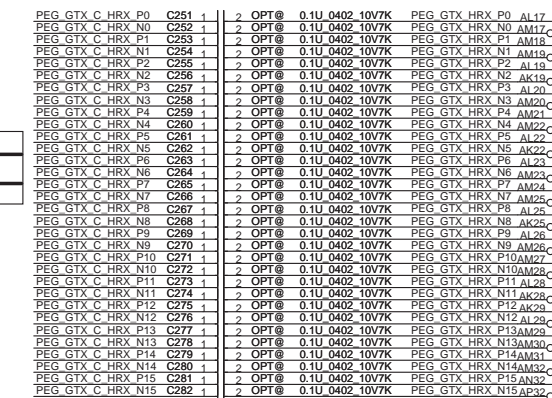
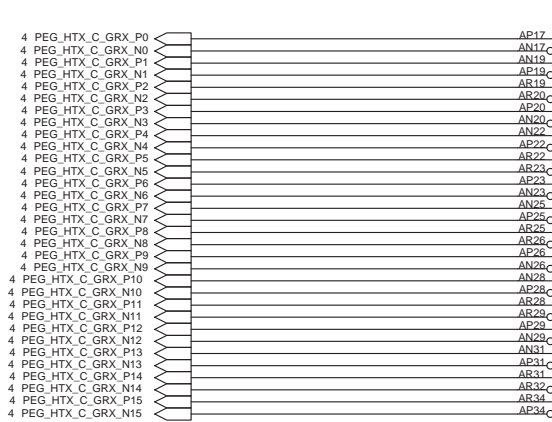
VCC3_3 = 266mA detal waiting for newest spec
VCCDMI = 42mA detal waiting for newest spec



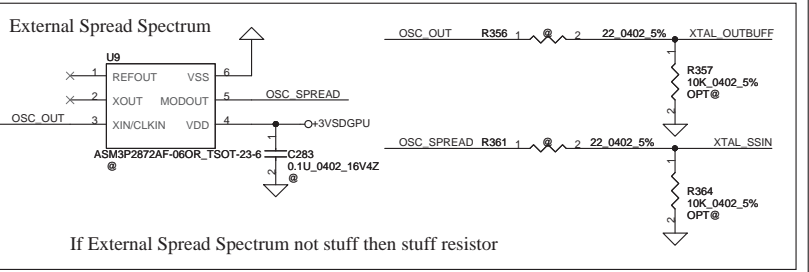
Security Classification		Compal Secret Data		Compal Electronics, Inc.								
Issued Date		2010/09/28	Deciphered Date	2011/09/28	Title							
THIS SHEET OF ENGINEERING DRAWING IS THE PROPRIETARY PROPERTY OF COMPAL ELECTRONICS, INC. AND CONTAINS CONFIDENTIAL AND TRADE SECRET INFORMATION. THIS SHEET MAY NOT BE TRANSFERRED FROM THE CUSTODY OF THE COMPETENT DIVISION OF R&D DEPARTMENT EXCEPT AS AUTHORIZED BY COMPAL ELECTRONICS, INC. NEITHER THIS SHEET NOR THE INFORMATION IT CONTAINS MAY BE USED BY OR DISCLOSED TO ANY THIRD PARTY WITHOUT PRIOR WRITTEN CONSENT OF COMPAL ELECTRONICS, INC.					Size		Document Number		Rev			
					Custom		4019BL		B			
					Date:		Friday, March 04, 2011		Sheet		20 of 57	
					3		2					



Security Classification				Compal Secret Data				Compal Electronics, Inc.			
Issued Date		2010/09/28		Deciphered Date		2011/09/28		Title			
Size		Document Number		4019BL		Rev		SCHEMATIC, MB LA-7231P			
Date:		Friday, March 04, 2011		Sheet		21		of 57			



GPIO	I/O	FUNCTION
GPIO1	IN	HPD_C
GPIO5	OUT	GPU_VID0
GPIO6	OUT	GPU_VID1
GPIO7	OUT	GPU_VID2
GPIO8	IN	OVERT
GPIO9	IN	ALERT
GPIO12	IN	Reserve for VPS
GPIO18	IN	Reserve for VPS



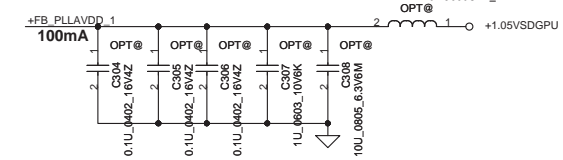
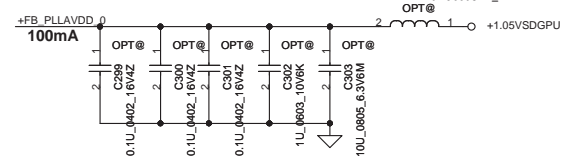
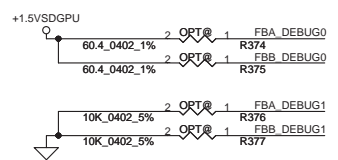
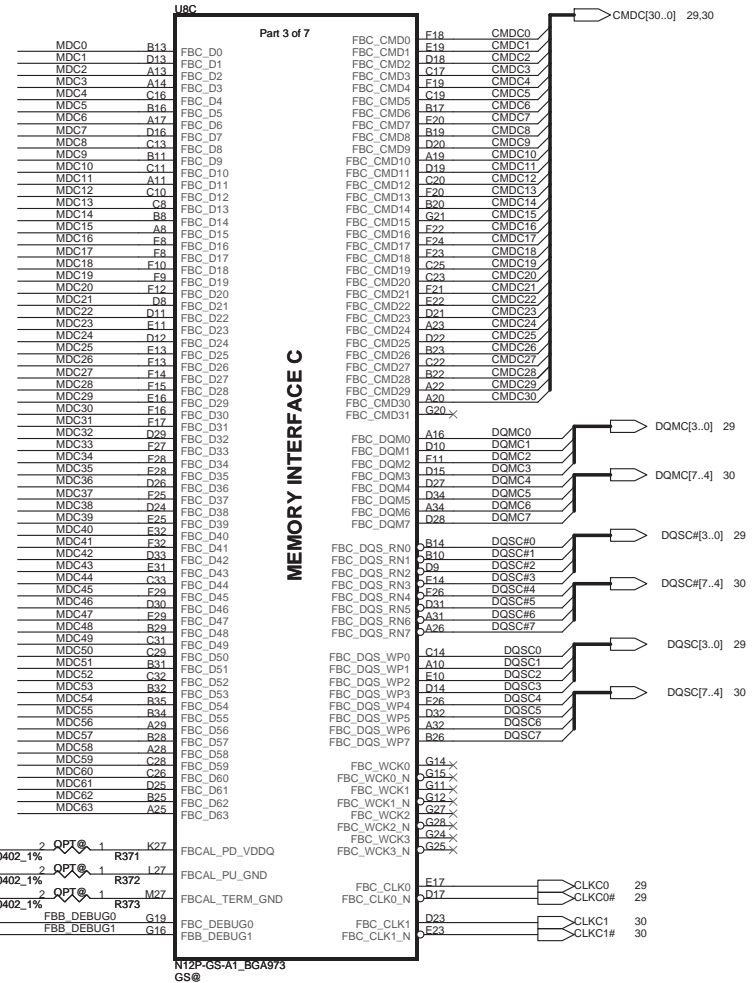
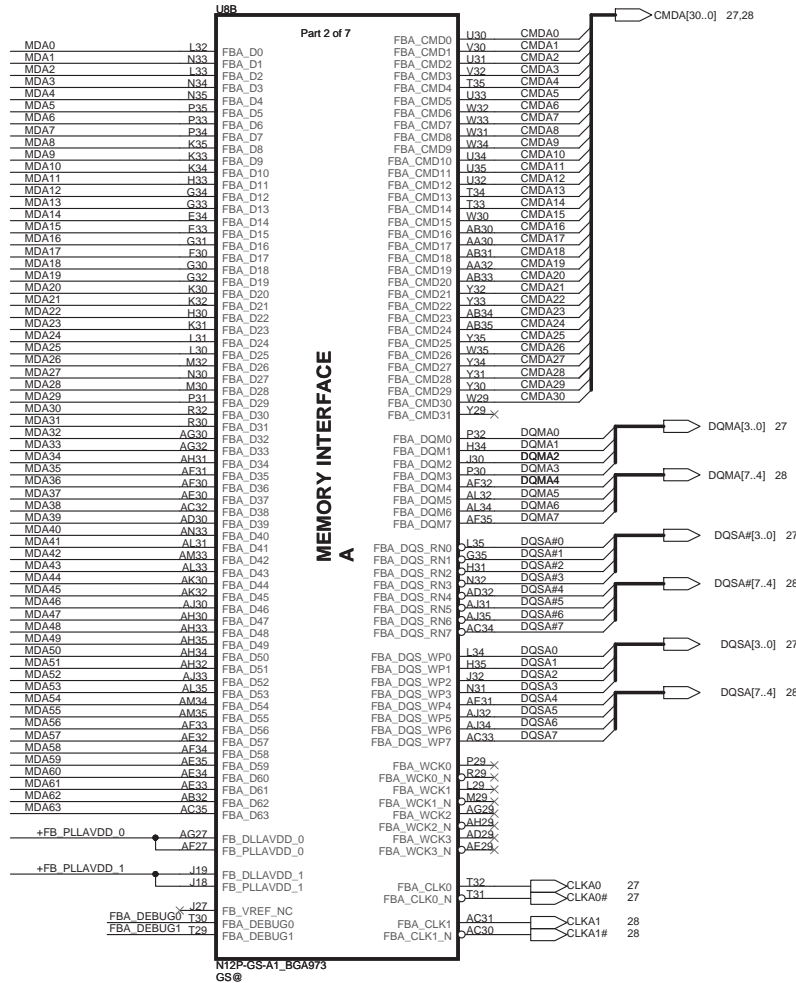
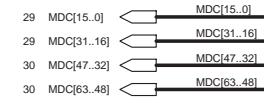
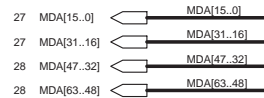
Option Component



N12P-GV-B-A1_BGA973
GV@
SA00004J010

Security Classification	Compal Secret Data			
Issued Date	2010/09/28	Deciphered Date	2011/09/28	Title
THIS SHEET OF ENGINEERING DRAWING IS THE PROPRIETARY PROPERTY OF COMPAL ELECTRONICS, INC. AND CONTAINS CONFIDENTIAL AND TRADE SECRET INFORMATION. THIS SHEET MAY NOT BE TRANSFERRED FROM THE CUSTODY OF THE COMPETENT DIVISION OF RAD DEPARTMENT EXCEPT AS AUTHORIZED BY COMPAL ELECTRONICS, INC. NEITHER THIS SHEET NOR THE INFORMATION IT CONTAINS MAY BE USED BY OR DISCLOSED TO ANY THIRD PARTY WITHOUT PRIOR WRITTEN CONSENT OF COMPAL ELECTRONICS, INC.				Size Customer
				Document Number 4019BL
				Rev B
				Date: Friday, March 04, 2011
				Sheet 22 of 57

VRAM Interface



Security Classification		Compal Secret Data		Compal Electronics, Inc.	
Issued Date	2010/09/28	Deciphered Date	2011/09/28	Title	SCHEMATIC, MB LA-7231P
THIS SHEET OF ENGINEERING DRAWING IS THE PROPRIETARY PROPERTY OF COMPAL ELECTRONICS, INC. AND CONTAINS CONFIDENTIAL AND TRADE SECRET INFORMATION. THIS SHEET MAY NOT BE TRANSFERRED FROM THE CUSTODY OF THE COMPETENT DIVISION OF R&D DEPARTMENT EXCEPT AS AUTHORIZED BY COMPAL ELECTRONICS, INC. NEITHER THIS SHEET NOR THE INFORMATION IT CONTAINS MAY BE USED BY OR DISCLOSED TO ANY THIRD PARTY WITHOUT PRIOR WRITTEN CONSENT OF COMPAL ELECTRONICS, INC.				Size	Document Number
				4019BL	Rev B
Date:		Friday, March 04, 2011		Sheet	23 of 57

```

ROM_SCLK  ---> R383 2 GV@ 1 4.99K_0402_1%
STRAP2    ---> R386 2 GV@ 1 4.99K_0402_1%

```

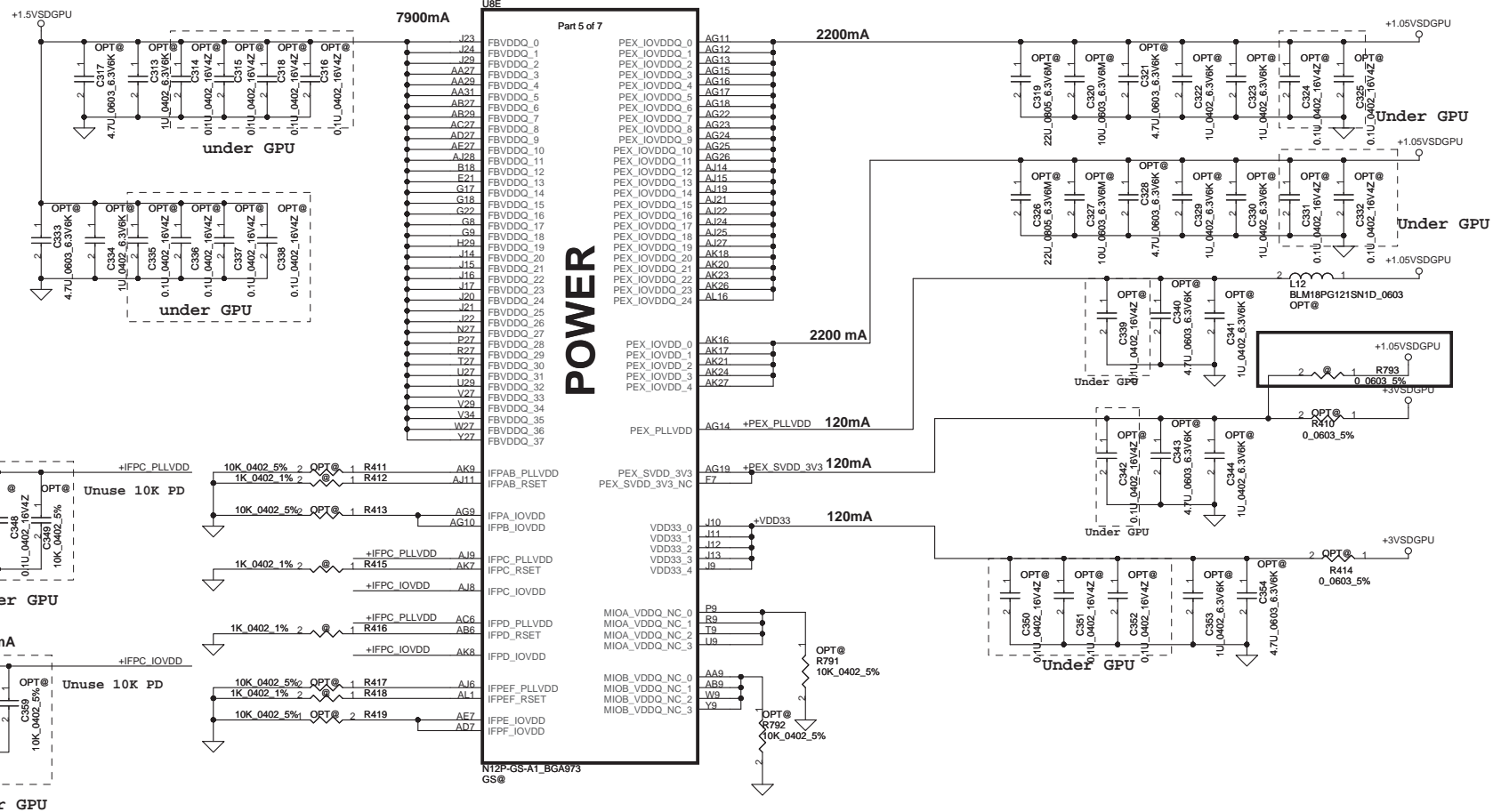
[illegible]

GPU	Freq.	Memory Size	Memory Config	strap0	strap1	strap2	strap3	strap4	ROM_SI	ROM_SO	ROM_SCLK
N12P-GS	900 MHz	64M* 16" 8 1GB	Hynix SA000041S40	R378 PU 45K	R385 PD 35K	R386 PD 25K	NC	NC	R388 PD 15K	R489 PD 10K	R383 PU 15K
N12P-GS	900 MHz	64M* 16" 8 1GB	Samsung SA00004GS10	R378 PU 45K	R385 PD 35K	R386 PD 25K	NC	NC	R388 PD 20K	R489 PD 10K	R383 PU 15K
N12P-GS	900 MHz	128M* 16" 8 2GB	Hynix SA00003YQ20	R378 PU 45K	R385 PD 35K	R386 PD 25K	NC	NC	R388 PD 35K	R489 PD 10K	R383 PU 15K
N12P-GS	900 MHz	128M* 16" 8 2GB	Samsung SA00004YQ20	R378 PU 45K	R385 PD 35K	R386 PD 25K	NC	NC	R388 PD 45K	R489 PD 10K	R383 PU 15K

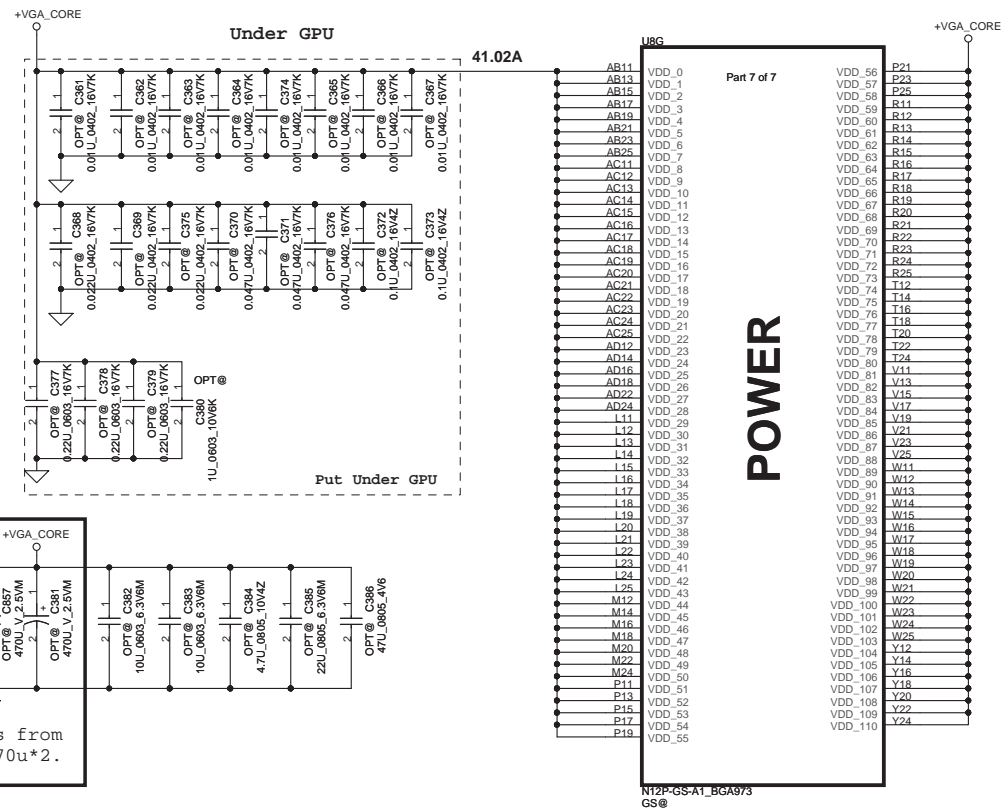
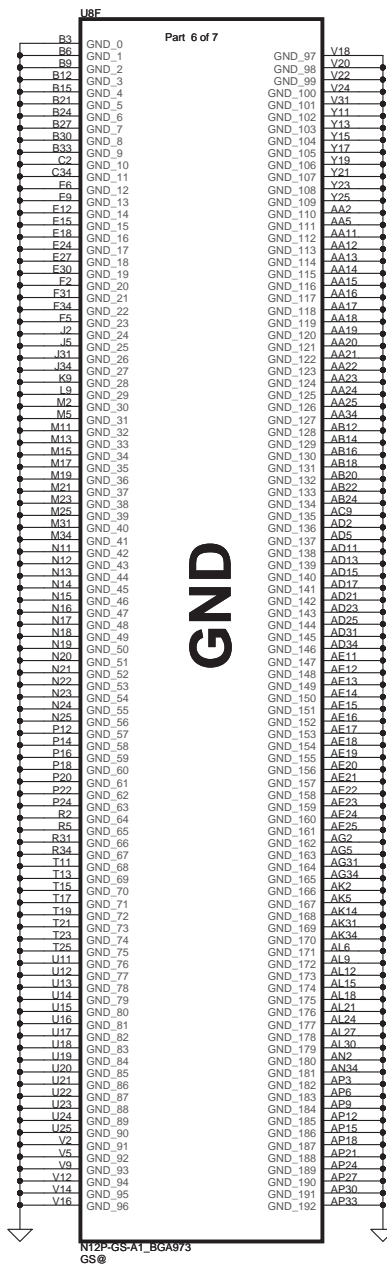
GPU	Freqn.	Memory Size	Memory Config	strap0	strap1	strap2	strap3	strap4	ROM_SI	ROM_SO	ROM_SCLK
N12P-GV OP-B-A1	900 MHz	64M* 16" 4 512MB	Hynix SA000041S40	R378 PU 45K	R385 PD 35K	R386 PD 5K	R760 PD 5K	R756 PD 10K	R388 PD 15K	R382 PU 10K	R383 PU 5K
N12P-GV OP-B-A1	900 MHz	64M* 16" 4 512MB	Samsung SA00004GS10	R378 PU 45K	R385 PD 35K	R386 PD 5K	R760 PD 5K	R756 PD 10K	R388 PD 20K	R382 PU 10K	R383 PU 5K



Security Classification		Compal Secret Data		Compal Electronics, Inc.				
Issued Date		2010/09/28	Deciphered Date	2011/09/28	Title	SCHEMATIC, MB LA-7231P		
THIS SHEET OF ENGINEERING DRAWING IS THE PROPRIETARY PROPERTY OF COMPAL ELECTRONICS, INC. AND CONTAINS CONFIDENTIAL AND TRADE SECRET INFORMATION. THIS SHEET MAY NOT BE TRANSFERRED FROM THE CUSTODY OF THE COMPETENT DIVISION OF R&D DEPARTMENT EXCEPT AS AUTHORIZED BY COMPAL ELECTRONICS, INC. NEITHER THIS SHEET NOR THE INFORMATION IT CONTAINS MAY BE USED BY OR DISCLOSED TO ANY THIRD PARTY WITHOUT PRIOR WRITTEN CONSENT OF COMPAL ELECTRONICS, INC.					Size	Document Number		Rev B
					4019BL			
					Date:		Friday, March 04, 2011	



Security Classification		Compal Secret Data				Compal Electronics, Inc.										
Issued Date		2010/09/28		Deciphered Date		2011/09/28		Title								
								SCHEMATIC, MB LA-7231P								
THIS SHEET OF ENGINEERING DRAWING IS THE PROPRIETARY PROPERTY OF COMPAL ELECTRONICS, INC. AND CONTAINS CONFIDENTIAL AND TRADE SECRET INFORMATION. THIS SHEET MAY NOT BE TRANSFERRED FROM THE CUSTODY OF THE COMPETENT DIVISION OF R&D DEPARTMENT EXCEPT AS AUTHORIZED BY COMPAL ELECTRONICS, INC. NEITHER THIS SHEET NOR THE INFORMATION IT CONTAINS MAY BE USED BY OR DISCLOSED TO ANY THIRD PARTY WITHOUT PRIOR WRITTEN CONSENT OF COMPAL ELECTRONICS, INC.								Size	Document Number	Rev B						
									4019BL							
								Date:		Friday, March 04, 2011		Sheet		25	of	57

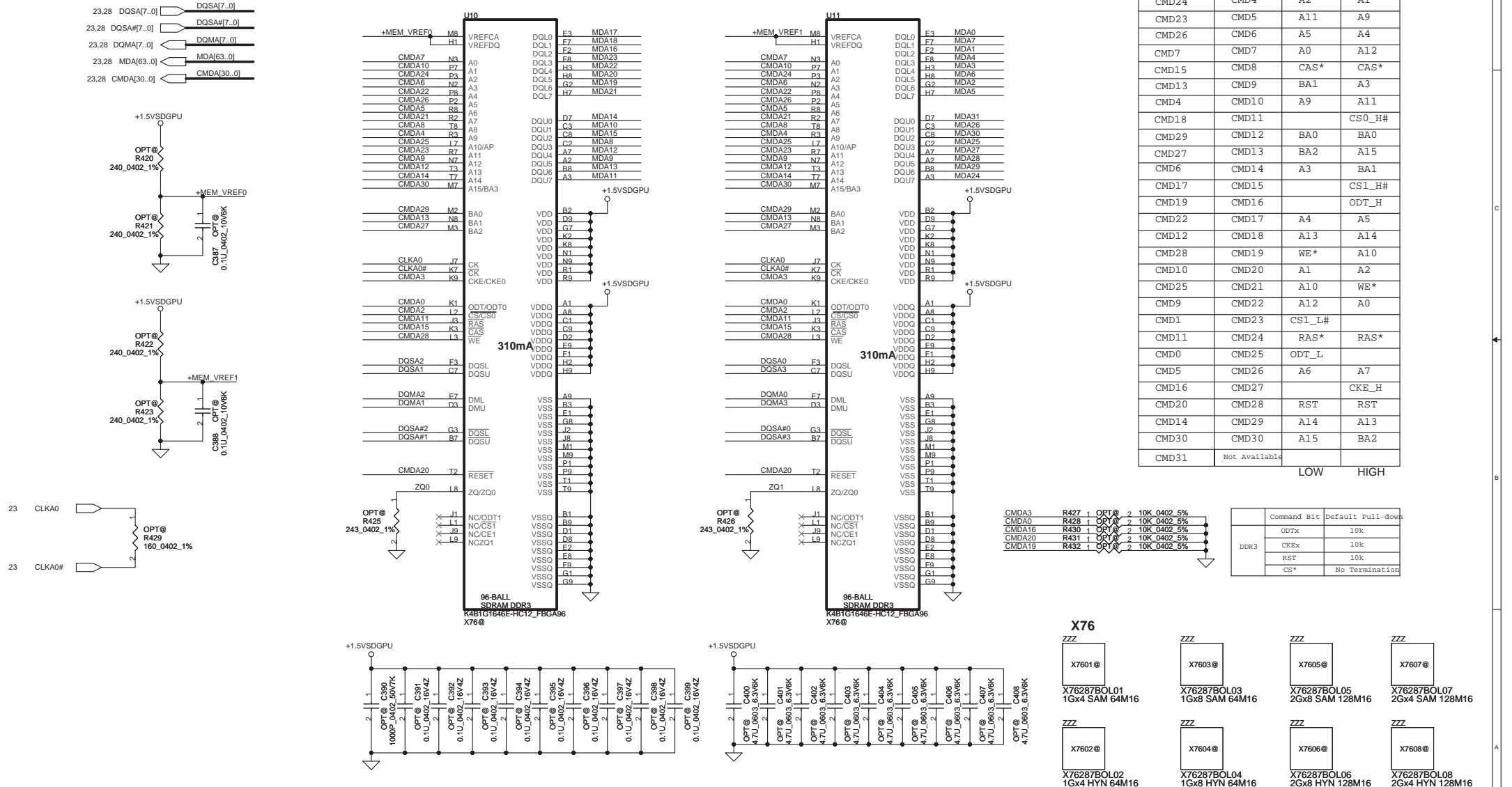


Change values from
330u*1 to 470u*2.

Security Classification		Compal Secret Data				Compal Electronics, Inc.									
Issued Date		2010/09/28		Deciphered Date		2011/09/28		Title							
								SCHEMATIC, MB LA-7231P							
THIS SHEET OF ENGINEERING DRAWING IS THE PROPRIETARY PROPERTY OF COMPAL ELECTRONICS, INC. AND CONTAINS CONFIDENTIAL AND TRADE SECRET INFORMATION. THIS SHEET MAY NOT BE TRANSFERRED FROM THE CUSTODY OF THE COMPETENT DIVISION OF R&D DEPARTMENT EXCEPT AS AUTHORIZED BY COMPAL ELECTRONICS, INC. NEITHER THIS SHEET NOR THE INFORMATION IT CONTAINS MAY BE USED BY OR DISCLOSED TO ANY THIRD PARTY WITHOUT PRIOR WRITTEN CONSENT OF COMPAL ELECTRONICS, INC.								Size	Document Number	Rev B					
								Custmr	4019BL						
								Date:	Friday, March 04, 2011			Sheet	26	of	57

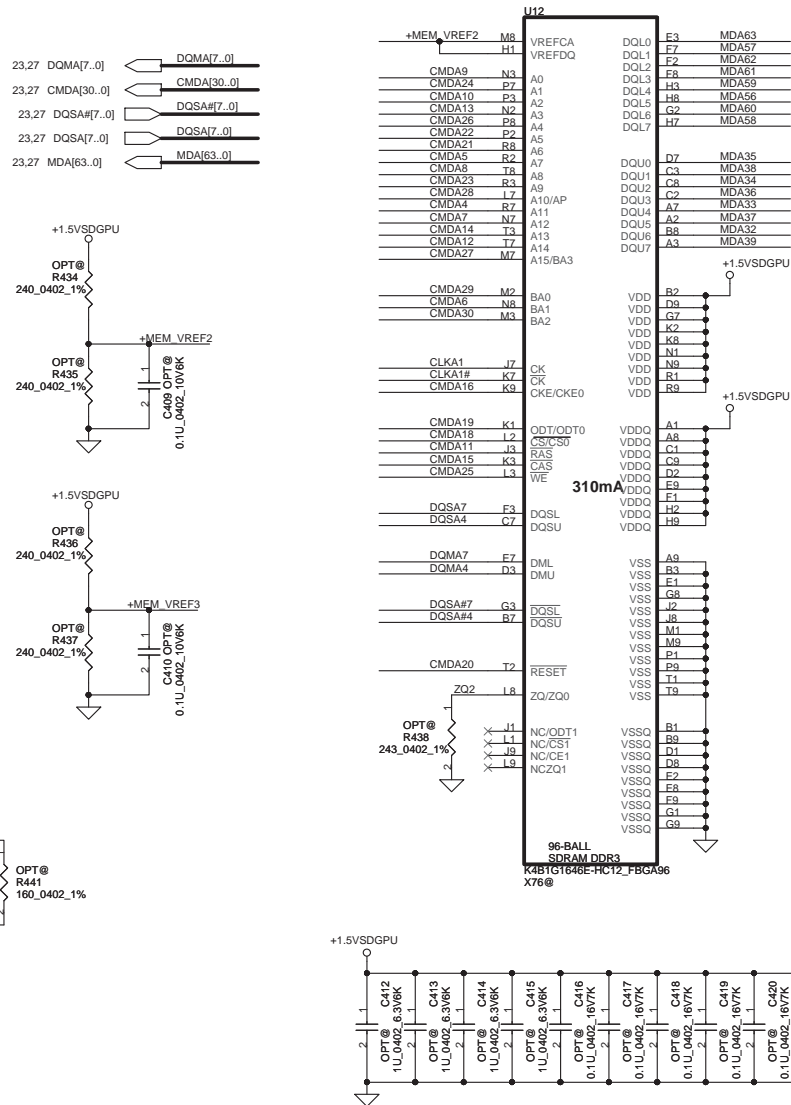
VRAM DDR3 chips (1GB)

64Mx16 DDR3 *8==>1GB



VRAM DDR3 chips (1GB)

64Mx16 DDR3 *8==>1GB



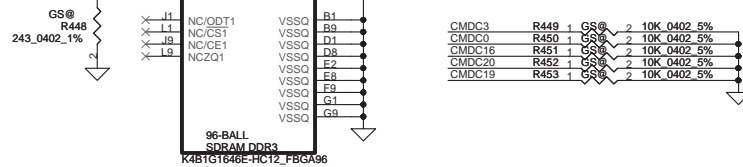
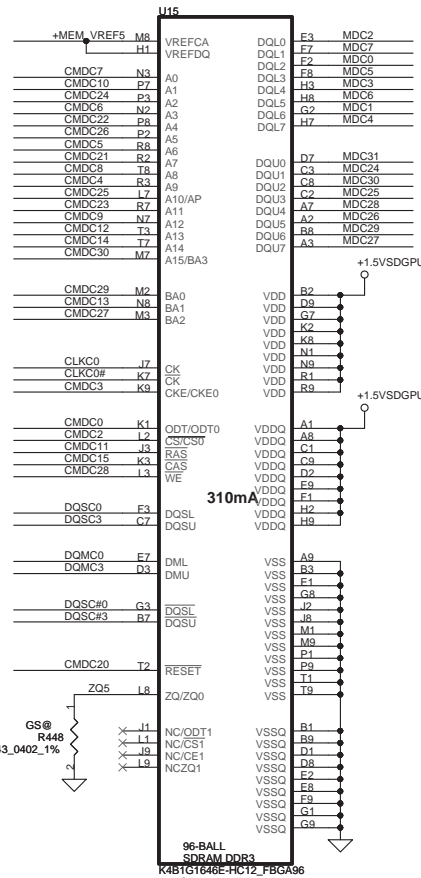
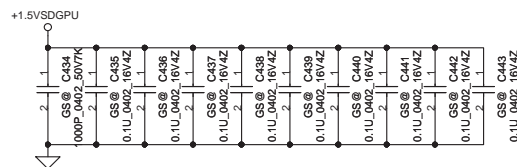
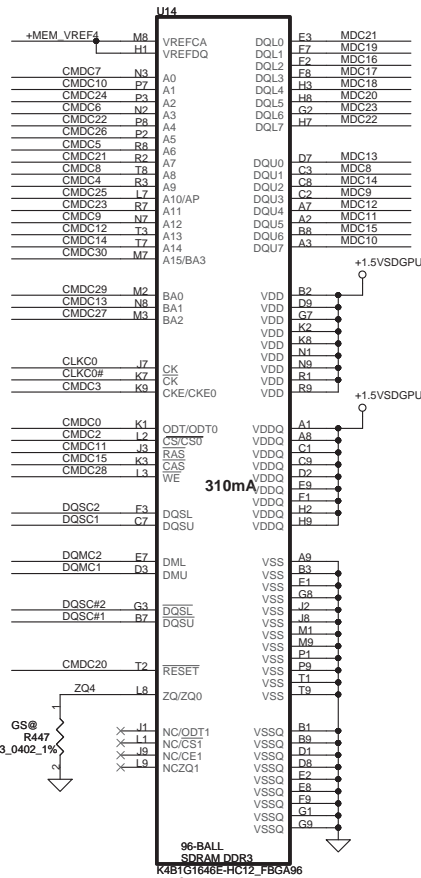
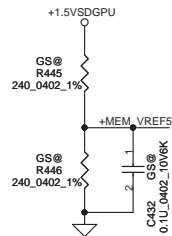
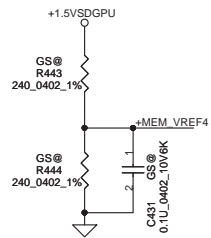
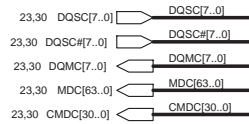
Mode B Address	Mode C Address	0..31	32..63
CMD3	CMD0	CKE_L	
CMD8	CMD1	A8	A8
CMD2	CMD2	CS0_L#	
CMD21	CMD3	A7	A6
CMD24	CMD4	A2	A1
CMD23	CMD5	A11	A9
CMD26	CMD6	A5	A4
CMD7	CMD7	A0	A12
CMD15	CMD8	CAS*	CAS*
CMD13	CMD9	BA1	A3
CMD4	CMD10	A9	A11
CMD18	CMD11		CS0_H#
CMD29	CMD12	BA0	BA0
CMD27	CMD13	BA2	A15
CMD6	CMD14	A3	BA1
CMD17	CMD15		CS1_H#
CMD19	CMD16		ODT_H
CMD22	CMD17	A4	A5
CMD12	CMD18	A13	A14
CMD28	CMD19	WE*	A10
CMD10	CMD20	A1	A2
CMD25	CMD21	A10	WE*
CMD9	CMD22	A12	A0
CMD1	CMD23	CS1_L#	
CMD11	CMD24	RAS*	RAS*
CMD0	CMD25	ODT_L	
CMD5	CMD26	A6	A7
CMD16	CMD27		CKE_H
CMD20	CMD28	RST	RST
CMD14	CMD29	A14	A13
CMD30	CMD30	A15	BA2
CMD31	Not Available		

LOW HIGH

Security Classification		Compal Secret Data		Compal Electronics, Inc.			
Issued Date	2010/09/28	Deciphered Date	2011/09/28	Title	SCHEMATIC, MB LA-7231P		
THIS SHEET OF ENGINEERING DRAWING IS THE PROPRIETARY PROPERTY OF COMPAL ELECTRONICS, INC. AND CONTAINS CONFIDENTIAL AND TRADE SECRET INFORMATION. THIS SHEET MAY NOT BE TRANSFERRED FROM THE CUSTODY OF THE COMPETENT DIVISION OF R&D DEPARTMENT EXCEPT AS AUTHORIZED BY COMPAL ELECTRONICS, INC. NEITHER THIS SHEET NOR THE INFORMATION IT CONTAINS MAY BE USED BY OR DISCLOSED TO ANY THIRD PARTY WITHOUT PRIOR WRITTEN CONSENT OF COMPAL ELECTRONICS, INC.				Size	Document Number	Rev	
				Custom	4019BL	B	
				Date:	Friday, March 04, 2011	Sheet 28 of 57	

VRAM DDR3 chips (1GB)

64Mx16 DDR3 *8==>1GB



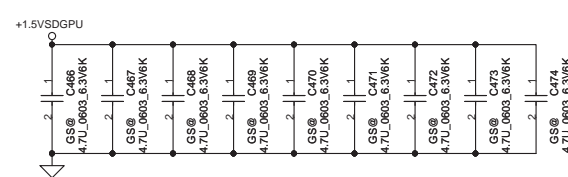
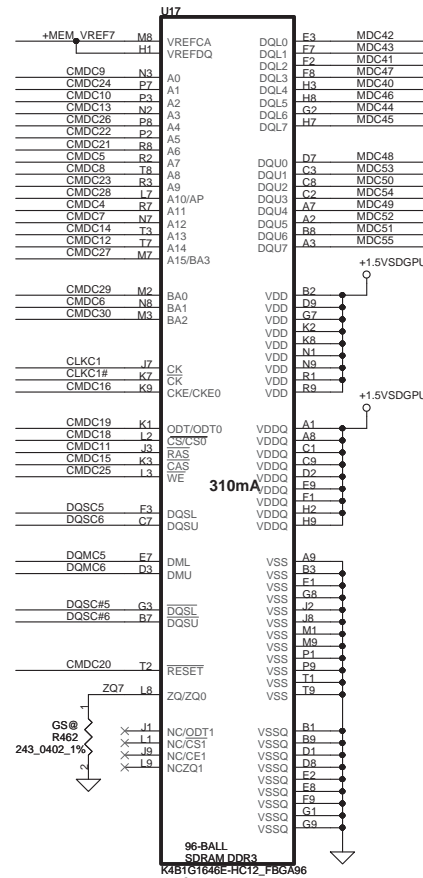
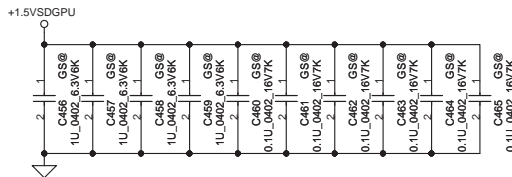
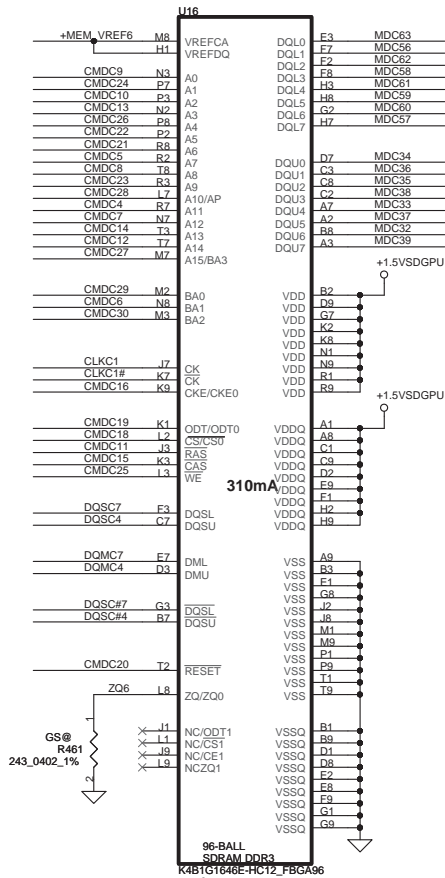
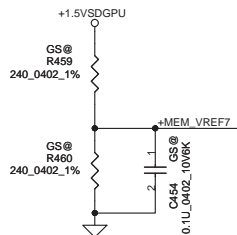
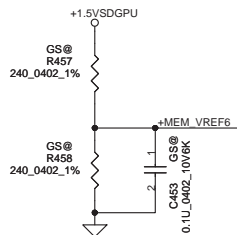
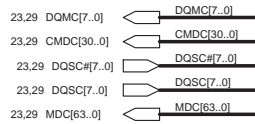
Mode B Address	Mode C Address	0..31	32..63
CMD3	CMD0	CKE_L	
CMD8	CMD1	A8	A8
CMD2	CMD2	CS0_L#	
CMD21	CMD3	A7	A6
CMD24	CMD4	A2	A1
CMD23	CMD5	A11	A9
CMD26	CMD6	A5	A4
CMD7	CMD7	A0	A12
CMD15	CMD8	CAS*	CAS*
CMD13	CMD9	BA1	A3
CMD4	CMD10	A9	A11
CMD18	CMD11	CS0_H#	
CMD29	CMD12	BA0	BA0
CMD27	CMD13	BA2	A15
CMD6	CMD14	A3	BA1
CMD17	CMD15	CS1_H#	
CMD19	CMD16	ODT_H	
CMD22	CMD17	A4	A5
CMD12	CMD18	A13	A14
CMD28	CMD19	WE*	A10
CMD10	CMD20	A1	A2
CMD25	CMD21	A10	WE*
CMD9	CMD22	A12	A0
CMD1	CMD23	CS1_L#	
CMD11	CMD24	RAS*	RAS*
CMD0	CMD25	ODT_L	
CMD5	CMD26	A6	A7
CMD16	CMD27	CKE_H	
CMD20	CMD28	RST	RST
CMD14	CMD29	A14	A13
CMD30	CMD30	A15	BA2
CMD31	Not Available		
		LOW	HIGH

Command Bit	Default	Full-down
ODTx	10k	
CKEx	10k	
RST	10k	
CS*	No Termination	

Security Classification	Compal Secret Data		Compal Electronics, Inc.	
Issued Date	2010/09/28	Deciphered Date	2011/09/28	Title
THIS SHEET OF ENGINEERING DRAWING IS THE PROPRIETARY PROPERTY OF COMPAL ELECTRONICS, INC. AND CONTAINS CONFIDENTIAL AND TRADE SECRET INFORMATION. THIS SHEET MAY NOT BE TRANSFERRED FROM THE CUSTODY OF THE COMPETENT DIVISION OF RAD DEPARTMENT EXCEPT AS AUTHORIZED BY COMPAL ELECTRONICS, INC. NEITHER THIS SHEET NOR THE INFORMATION IT CONTAINS MAY BE USED BY OR DISCLOSED TO ANY THIRD PARTY WITHOUT PRIOR WRITTEN CONSENT OF COMPAL ELECTRONICS, INC.				SCHEMATIC, MB LA-7231P
Size	Document Number	Rev	B	
Custom	4019BL			
Date:	Friday, March 04, 2011	Sheet	29	of 57

VRAM DDR3 chips (1GB)

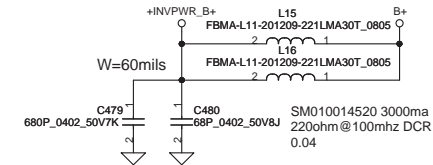
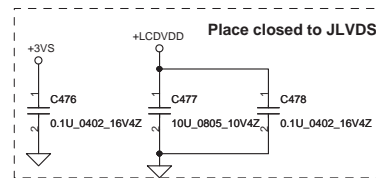
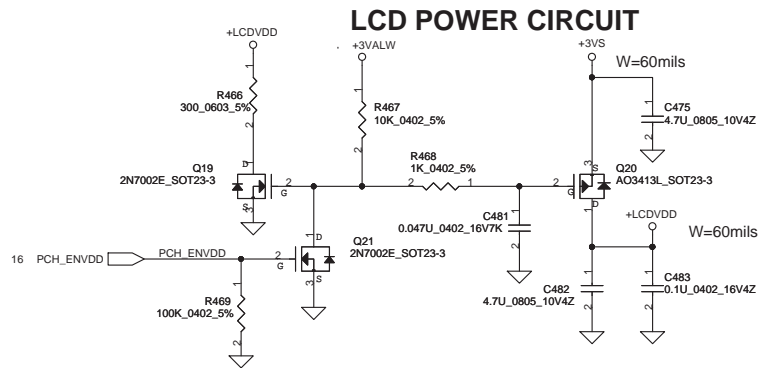
64Mx16 DDR3 *8==>1GB



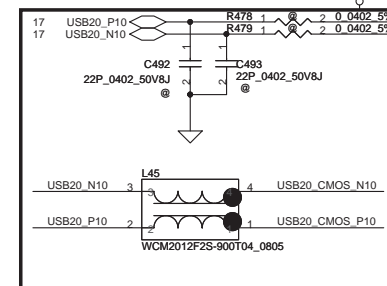
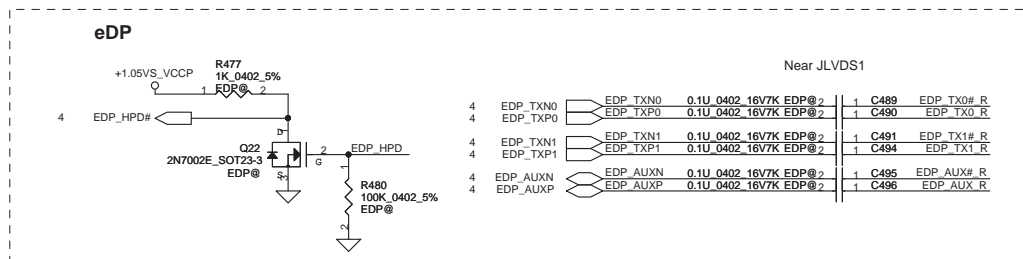
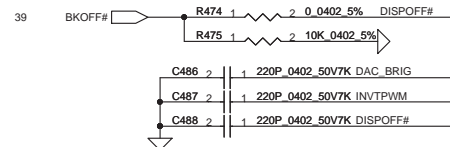
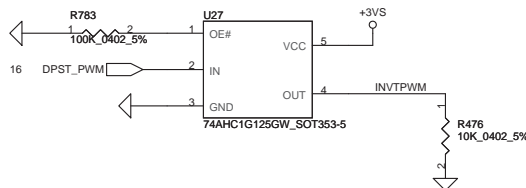
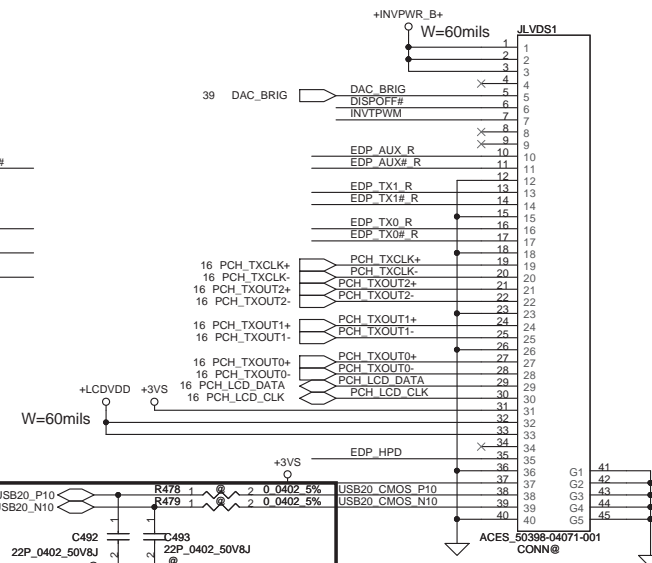
Mode E Address	Mode C Address	0..31	32..63
CMD3	CMD0	CKE_L	
CMD8	CMD1	A8	A8
CMD2	CMD2	CS0_L#	
CMD21	CMD3	A7	A6
CMD24	CMD4	A2	A1
CMD23	CMD5	A11	A9
CMD26	CMD6	A5	A4
CMD7	CMD7	A0	A12
CMD15	CMD8	CAS*	CAS*
CMD13	CMD9	BA1	A3
CMD4	CMD10	A9	A11
CMD18	CMD11		CS0_H#
CMD29	CMD12	BA0	BA0
CMD27	CMD13	BA2	A15
CMD6	CMD14	A3	BA1
CMD17	CMD15		CS1_H#
CMD19	CMD16		ODT_H
CMD22	CMD17	A4	A5
CMD12	CMD18	A13	A14
CMD28	CMD19	WE*	A10
CMD10	CMD20	A1	A2
CMD25	CMD21	A10	WE*
CMD9	CMD22	A12	A0
CMD1	CMD23	CS1_L#	
CMD11	CMD24	RAS*	RAS*
CMD0	CMD25	ODT_L	
CMD5	CMD26	A6	A7
CMD16	CMD27		CKE_H
CMD20	CMD28	RST	
CMD14	CMD29	A14	A13
CMD30	CMD30	A15	BA2
CMD31	Not Available		

LOW HIGH

Security Classification	Compal Secret Data		Compal Electronics, Inc.	
Issued Date	2010/09/28	Deciphered Date	2011/09/28	Title
THIS SHEET OF ENGINEERING DRAWING IS THE PROPRIETARY PROPERTY OF COMPAL ELECTRONICS, INC. AND CONTAINS CONFIDENTIAL AND TRADE SECRET INFORMATION. THIS SHEET MAY NOT BE TRANSFERRED FROM THE CUSTODY OF THE COMPETENT DIVISION OF R&D DEPARTMENT EXCEPT AS AUTHORIZED BY COMPAL ELECTRONICS, INC. NEITHER THIS SHEET NOR THE INFORMATION IT CONTAINS MAY BE USED BY OR DISCLOSED TO ANY THIRD PARTY WITHOUT PRIOR WRITTEN CONSENT OF COMPAL ELECTRONICS, INC.				SCHEMATIC, MB LA-7231P
Size Custom				Document Number
Date: Friday, March 04, 2011				4019BL
Sheet 30 of 57				Rev B



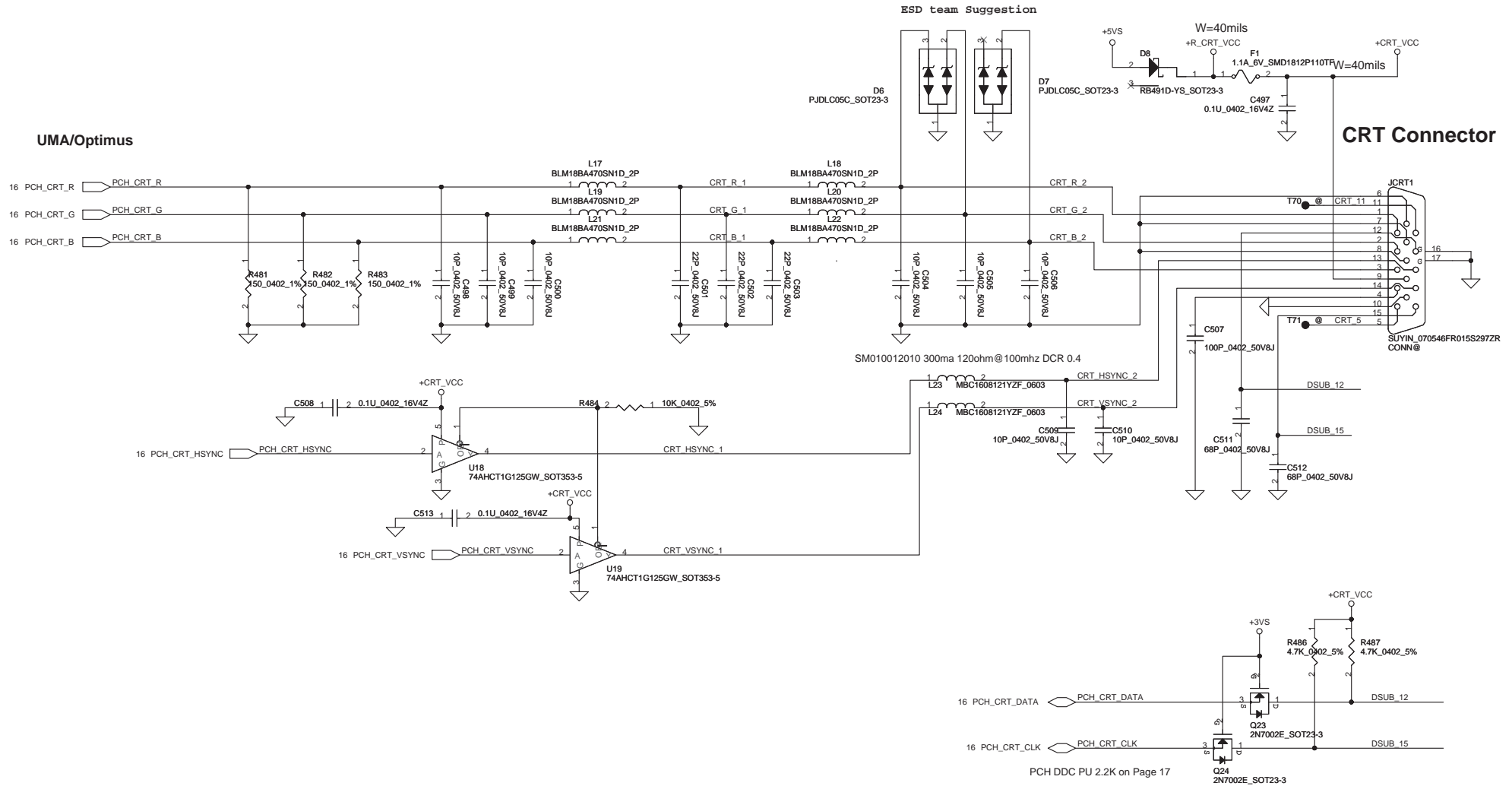
LCD/LED PANEL Conn.



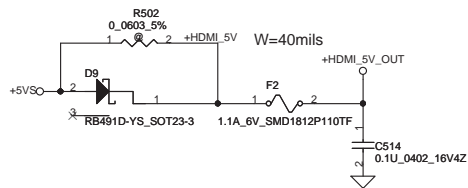
Modify for LVDS Camera USB cancel twist issue

Security Classification		Compal Secret Data		Compal Electronics, Inc.	
Issued Date	2010/09/28	Deciphered Date	2011/09/28	Title	
THIS SHEET OF ENGINEERING DRAWING IS THE PROPRIETARY PROPERTY OF COMPAL ELECTRONICS, INC. AND CONTAINS CONFIDENTIAL AND TRADE SECRET INFORMATION. THIS SHEET MAY NOT BE TRANSFERRED FROM THE CUSTODY OF THE COMPETENT DIVISION OF R&D DEPARTMENT EXCEPT AS AUTHORIZED BY COMPAL ELECTRONICS, INC. NEITHER THIS SHEET NOR THE INFORMATION IT CONTAINS MAY BE USED BY OR DISCLOSED TO ANY THIRD PARTY WITHOUT PRIOR WRITTEN CONSENT OF COMPAL ELECTRONICS, INC.				SCHEMATIC, MB LA-7231P	
Size	Custom	Document Number	4019BL	Rev	B
Date:	Friday, March 04, 2011	Sheet	31	of	57

UMA/Optimus



Security Classification		Compal Secret Data				Compal Electronics, Inc.					
Issued Date		2010/09/28		Deciphered Date		2011/09/28		Title		SCHEMATIC, MB LA-7231P	
THIS SHEET OF ENGINEERING DRAWING IS THE PROPRIETARY PROPERTY OF COMPAL ELECTRONICS, INC. AND CONTAINS CONFIDENTIAL AND TRADE SECRET INFORMATION. THIS SHEET MAY NOT BE TRANSFERRED FROM THE CUSTODY OF THE COMPETENT DIVISION OF R&D DEPARTMENT EXCEPT AS AUTHORIZED BY COMPAL ELECTRONICS, INC. NEITHER THIS SHEET NOR THE INFORMATION IT CONTAINS MAY BE USED BY OR DISCLOSED TO ANY THIRD PARTY WITHOUT PRIOR WRITTEN CONSENT OF COMPAL ELECTRONICS, INC.						Size		Document Number		Rev	
						Customer		4019BL		B	
						Date:		Friday, March 04, 2011		Sheet	



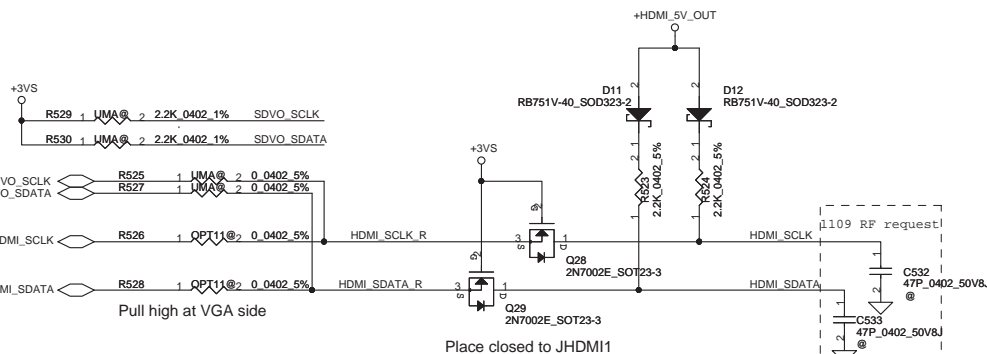
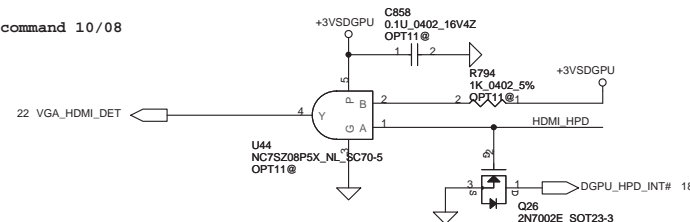
UMA & Optimus 1.0

16 PCH_DPB_N0	C515 UMA@	2	1 0.1U 0402 16V7K	HDMI TX2-
16 PCH_DPB_P0	C516 UMA@	2	1 0.1U 0402 16V7K	HDMI TX2+
16 PCH_DPB_N1	C517 UMA@	2	1 0.1U 0402 16V7K	HDMI TX1-
16 PCH_DPB_P1	C518 UMA@	2	1 0.1U 0402 16V7K	HDMI TX1+
16 PCH_DPB_N2	C519 UMA@	2	1 0.1U 0402 16V7K	HDMI TX0-
16 PCH_DPB_P2	C520 UMA@	2	1 0.1U 0402 16V7K	HDMI TX0+
16 PCH_DPB_N3	C522 UMA@	2	1 0.1U 0402 16V7K	HDMI CLK-
16 PCH_DPB_P3	C523 UMA@	2	1 0.1U 0402 16V7K	HDMI CLK+

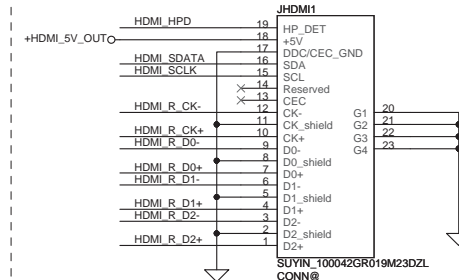
Optimus 1.1

24 VGA_HDMI_TXD2-	C524 OPT11@	2	1 0.1U 0402 16V7K	HDMI TX2-
24 VGA_HDMI_TXD2+	C525 OPT11@	2	1 0.1U 0402 16V7K	HDMI TX2+
24 VGA_HDMI_TXD1-	C526 OPT11@	2	1 0.1U 0402 16V7K	HDMI TX1-
24 VGA_HDMI_TXD1+	C527 OPT11@	2	1 0.1U 0402 16V7K	HDMI TX1+
24 VGA_HDMI_TXD0-	C528 OPT11@	2	1 0.1U 0402 16V7K	HDMI TX0-
24 VGA_HDMI_TXD0+	C529 OPT11@	2	1 0.1U 0402 16V7K	HDMI TX0+
24 VGA_HDMI_TXC-	C530 OPT11@	2	1 0.1U 0402 16V7K	HDMI CLK-
24 VGA_HDMI_TXC+	C531 OPT11@	2	1 0.1U 0402 16V7K	HDMI CLK+

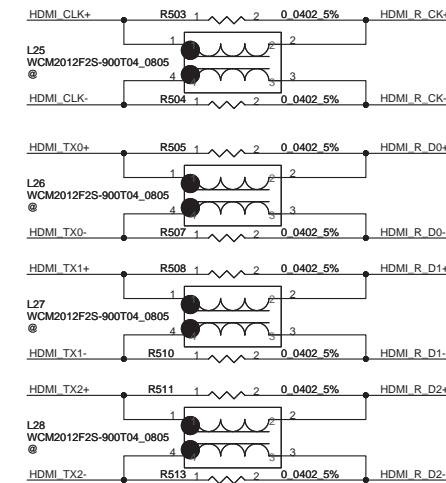
NVIDIA Recommend 10/08 OPT1.1



HDMI connector

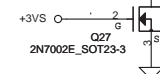


SM070001310 400ma 90ohm@100mhz DCR 0.3



HDMI TX2-	R515	UMA@	2	680 0402 5%	HDMI_GND
HDMI TX2+	R516	UMA@	2	680 0402 5%	HDMI_GND
HDMI TX1-	R517	UMA@	2	680 0402 5%	HDMI_GND
HDMI TX1+	R518	UMA@	2	680 0402 5%	HDMI_GND
HDMI TX0-	R519	UMA@	2	680 0402 5%	HDMI_GND
HDMI TX0+	R520	UMA@	2	680 0402 5%	HDMI_GND
HDMI CLK-	R521	UMA@	2	680 0402 5%	HDMI_GND
HDMI CLK+	R522	UMA@	2	680 0402 5%	HDMI_GND

UMA 680_0402_5%
DIS 499_0402_1%

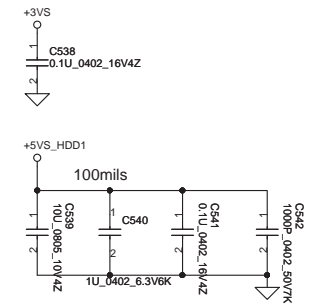
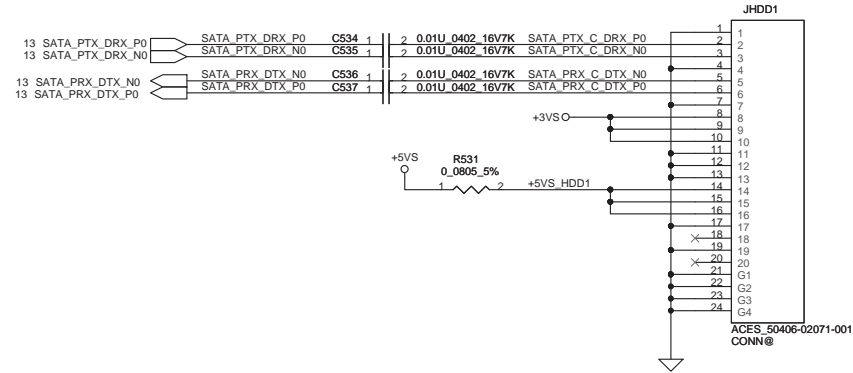


Optimus 1.1 Option Component

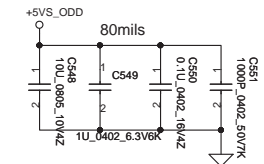
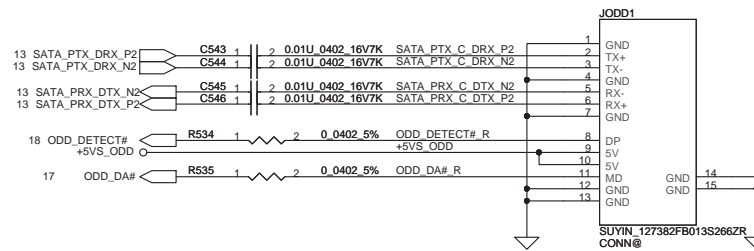
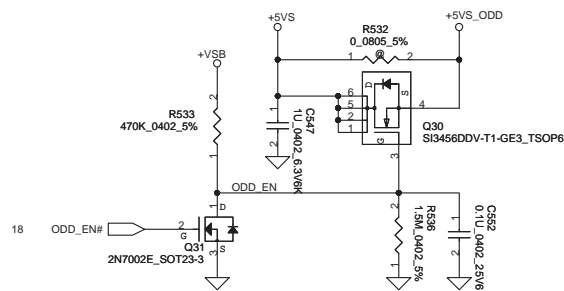
R515	2	OPT11@	499_0402_1%
R516	2	OPT11@	499_0402_1%
R517	2	OPT11@	499_0402_1%
R518	2	OPT11@	499_0402_1%
R519	2	OPT11@	499_0402_1%
R520	2	OPT11@	499_0402_1%
R521	2	OPT11@	499_0402_1%
R522	2	OPT11@	499_0402_1%

SATA HDD1 Conn.

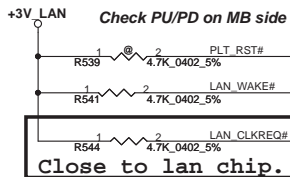
CL 4.0 mm



SATA ODD Conn.



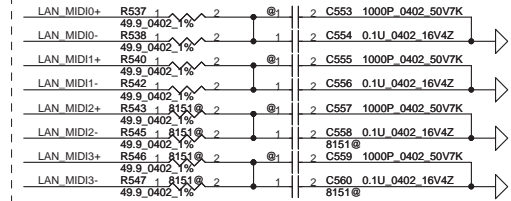
Security Classification				Compal Secret Data				Compal Electronics, Inc.			
Issued Date				2010/09/28				Deciphered Date			
2010/09/28				2011/09/28				Title			
THIS SHEET OF ENGINEERING DRAWING IS THE PROPRIETARY PROPERTY OF COMPAL ELECTRONICS, INC. AND CONTAINS CONFIDENTIAL AND TRADE SECRET INFORMATION. THIS SHEET MAY NOT BE TRANSFERRED FROM THE CUSTODY OF THE COMPETENT DIVISION OF R&D DEPARTMENT EXCEPT AS AUTHORIZED BY COMPAL ELECTRONICS, INC. NEITHER THIS SHEET NOR THE INFORMATION IT CONTAINS MAY BE USED BY OR DISCLOSED TO ANY THIRD PARTY WITHOUT PRIOR WRITTEN CONSENT OF COMPAL ELECTRONICS, INC.				SCHEMATIC, MB LA-7231P				Size			
								Custom			
								4019BL			
								Date			
								Friday, March 04, 2011			
								Sheet			
								34 of 57			
								Rev			
								B			



Power On strapping

Pin	Description	Chip Default
LED0	H:Over Clock Enable L:Over Clock Disable*	H
LED1	H:SWR Switch mode regulator Select AR8151 Pin39 H: switch regulator applied. L: switch regulator isn't applied. AR8152, Pin23 is CLKREQ	AR8151-BL1A applies switch mode regulator.

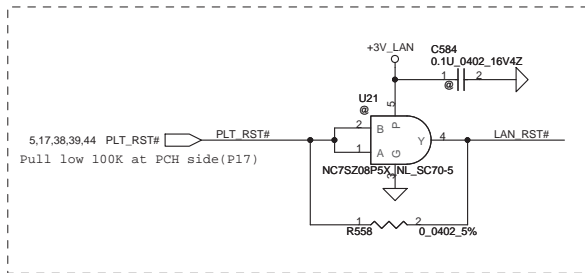
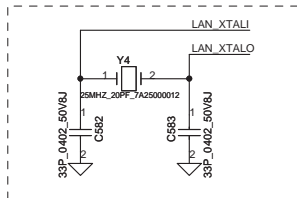
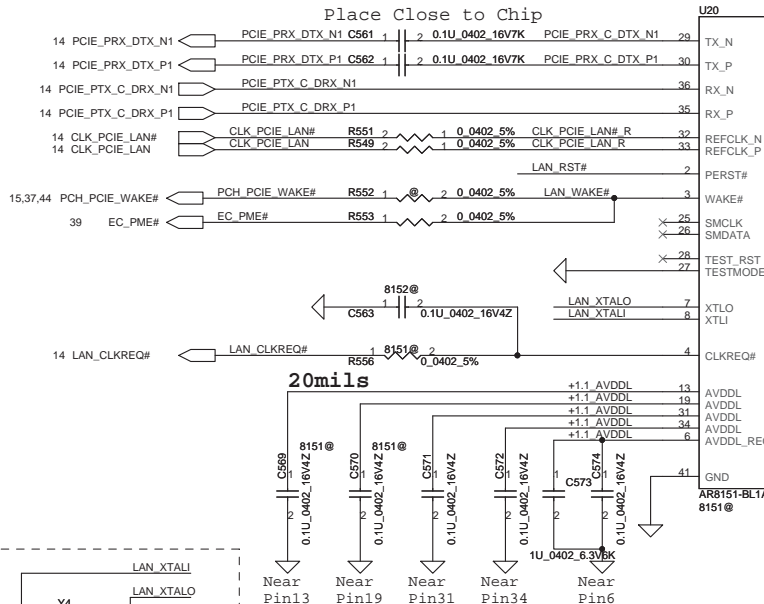
Place Close to LAN chip



Note 1 : 8152 no mount MDI3+, MDI3-, MDI2-, MDI2+ resistor and cap

Note 2 : C553, C555, C557, C559 reserved for EMI.

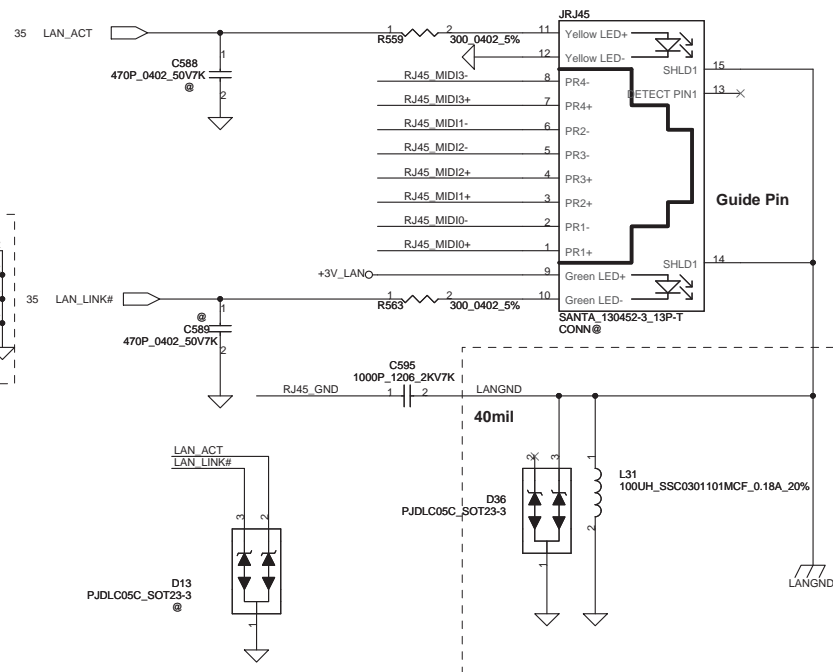
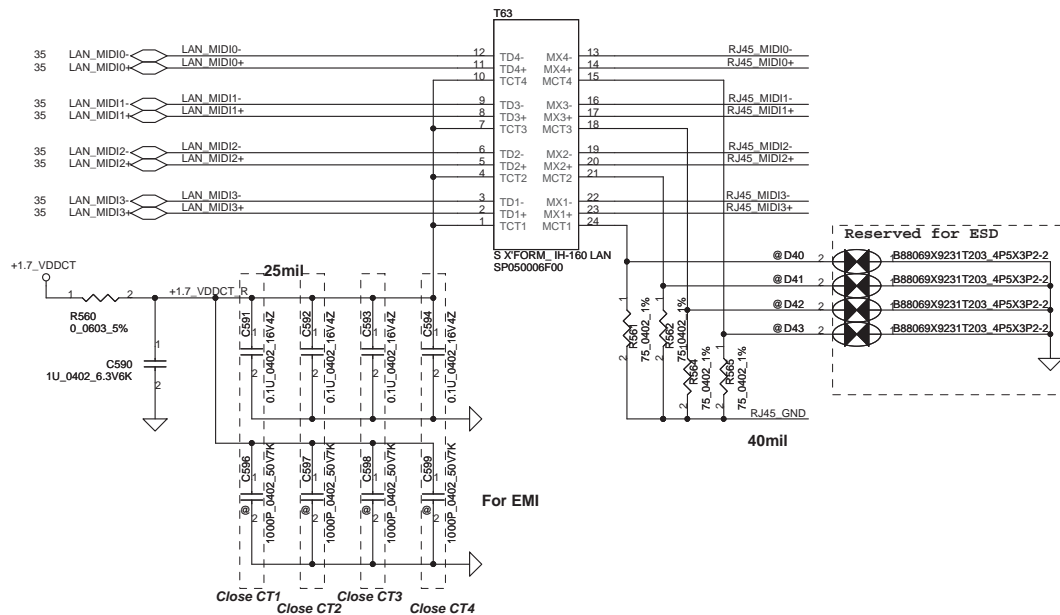
Place Close to Chip



	Pin4	Configure			Pin23	Configure
		R556	C563			R550
AR8152	VDDCT_REG		*		CLKREQn	*
AR8151	CLKREQn	*			LED[2]	

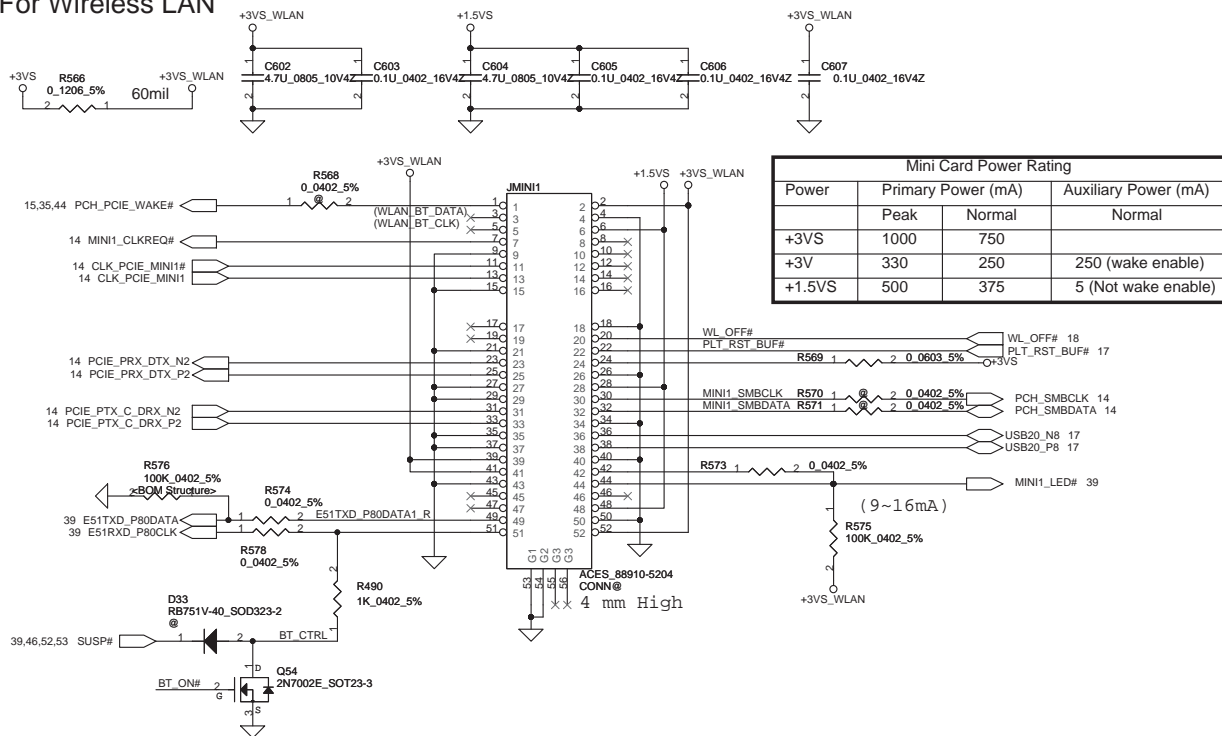
Security Classification		Compal Secret Data		Compal Electronics, Inc.	
Issued Date	2010/09/28	Deciphered Date	2011/09/28	Title	SCHMATIC, MB LA-7231P
THIS SHEET OF ENGINEERING DRAWING IS THE PROPRIETARY PROPERTY OF COMPAL ELECTRONICS, INC. AND CONTAINS CONFIDENTIAL AND TRADE SECRET INFORMATION. THIS SHEET MAY NOT BE TRANSFERRED FROM THE CUSTODY OF THE COMPETENT DIVISION OF R&D DEPARTMENT EXCEPT AS AUTHORIZED BY COMPAL ELECTRONICS, INC. NEITHER THIS SHEET NOR THE INFORMATION IT CONTAINS MAY BE USED BY OR DISCLOSED TO ANY THIRD PARTY WITHOUT PRIOR WRITTEN CONSENT OF COMPAL ELECTRONICS, INC.				Size Custom	Document Number 4019BL
Date:	Friday, March 04, 2011	Sheet	35 of 57	Rev	B

BH GS5009-E
<SP050006B10>
TAIMAG IH-160
<SP050006F00>



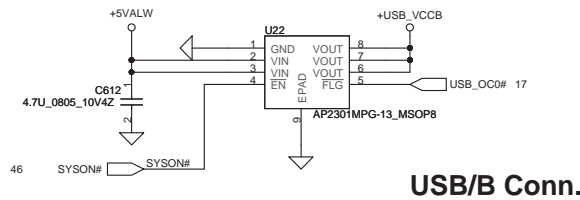
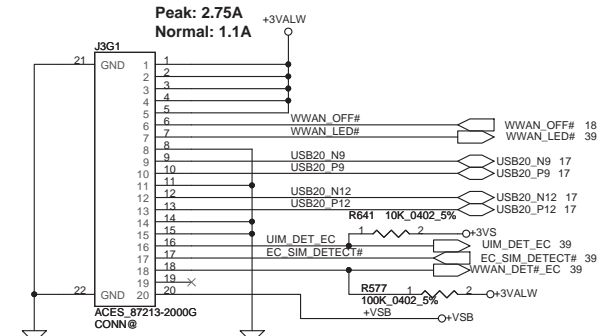
Security Classification		Compal Secret Data		Compal Electronics, Inc.	
Issued Date	2010/09/28	Deciphered Date	2011/09/28	Title	
THIS SHEET OF ENGINEERING DRAWING IS THE PROPRIETARY PROPERTY OF COMPAL ELECTRONICS, INC. AND CONTAINS CONFIDENTIAL AND TRADE SECRET INFORMATION. THIS SHEET MAY NOT BE TRANSFERRED FROM THE CUSTODY OF THE COMPETENT DIVISION OF R&D DEPARTMENT EXCEPT AS AUTHORIZED BY COMPAL ELECTRONICS, INC. NEITHER THIS SHEET NOR THE INFORMATION IT CONTAINS MAY BE USED BY OR DISCLOSED TO ANY THIRD PARTY WITHOUT PRIOR WRITTEN CONSENT OF COMPAL ELECTRONICS, INC.				Size Custom	Document Number
				4019BL	Rev B
				Date: Friday, March 04, 2011	Sheet 36 of 57

For Wireless LAN

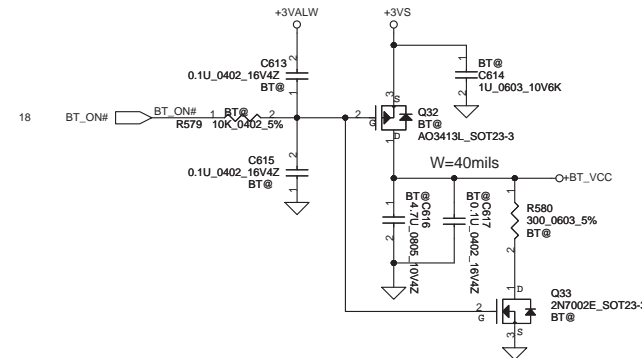
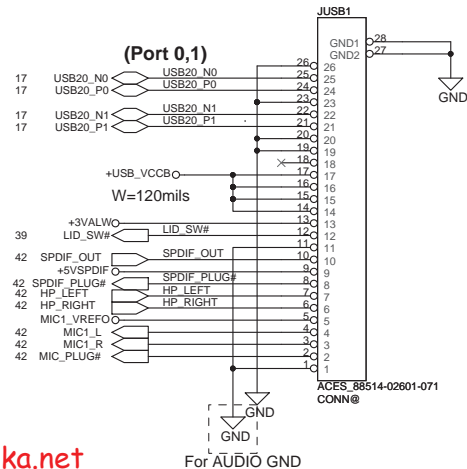


For 3G / GPS

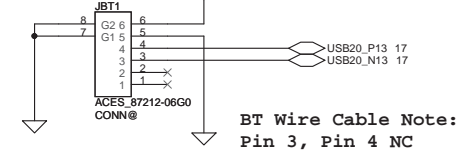
To 3G Module Connect



USB/B Conn.

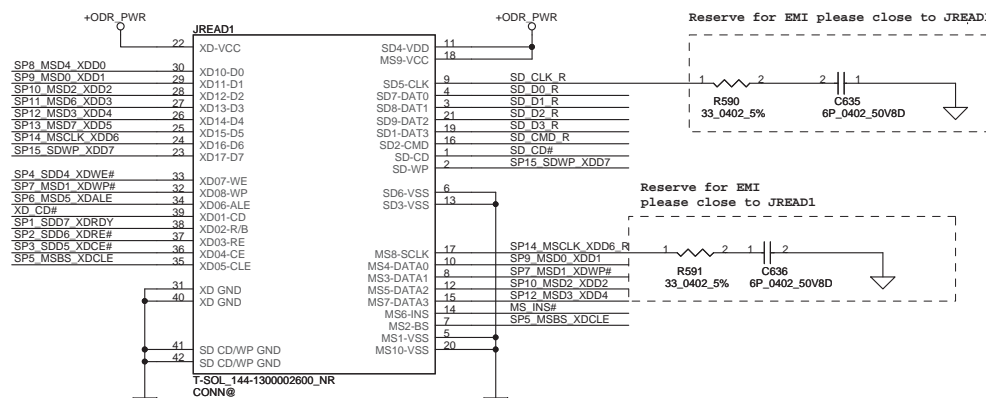

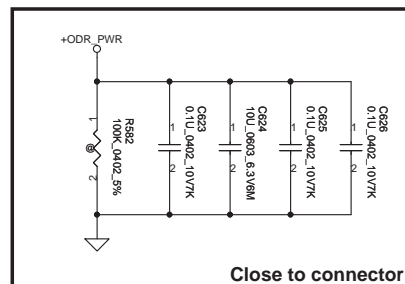


BT Conn. (Port 13)

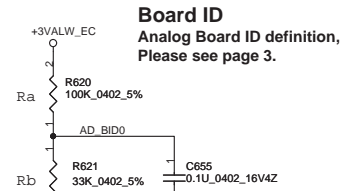
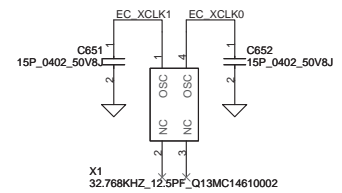
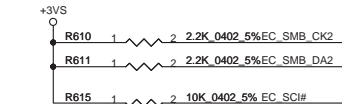
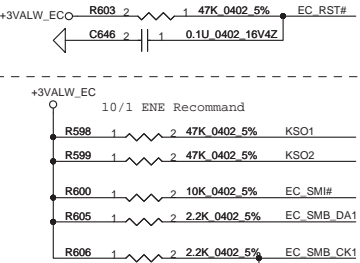
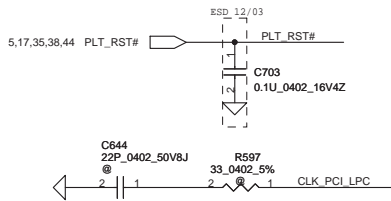


BT Wire Cable Note:
Pin 3, Pin 4 NC

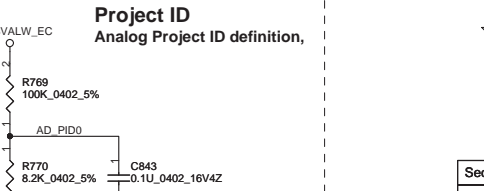
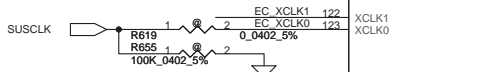
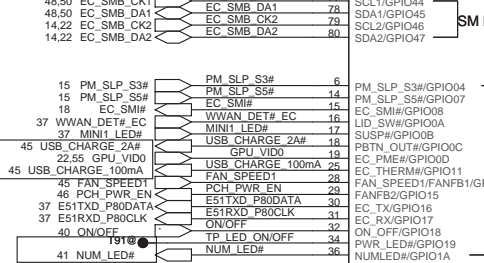
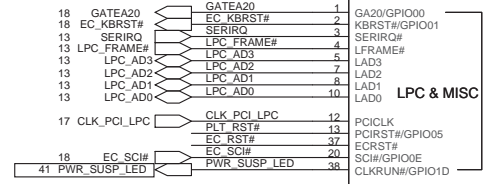
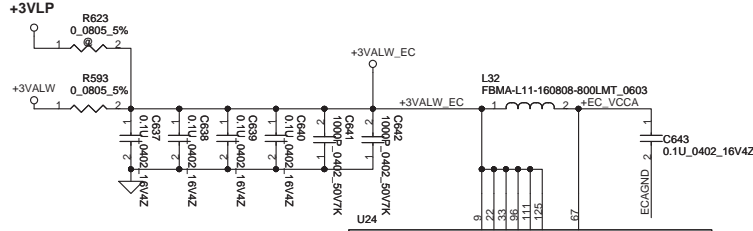
Card Reader




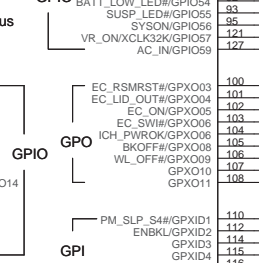
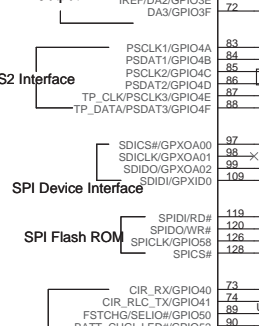
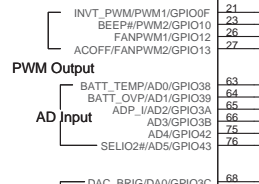
Security Classification		Compal Secret Data		Compal Electronics, Inc.				
Issued Date		2010/09/28	Deciphered Date	2011/09/28	Title		SCHEMATIC, MB LA-7231P	
THIS SHEET OF ENGINEERING DRAWING IS THE PROPRIETARY PROPERTY OF COMPAL ELECTRONICS, INC. AND CONTAINS CONFIDENTIAL AND TRADE SECRET INFORMATION. THIS SHEET MAY NOT BE TRANSFERRED FROM THE CUSTODY OF THE COMPETENT DIVISION OF R&D DEPARTMENT EXCEPT AS AUTHORIZED BY COMPAL ELECTRONICS, INC. NEITHER THIS SHEET NOR THE INFORMATION IT CONTAINS MAY BE USED BY OR DISCLOSED TO ANY THIRD PARTY WITHOUT PRIOR WRITTEN CONSENT OF COMPAL ELECTRONICS, INC.					Size	Document Number	Rev B	
					Cust	4019BL		
					Date:	Friday, March 04, 2011		Sheet




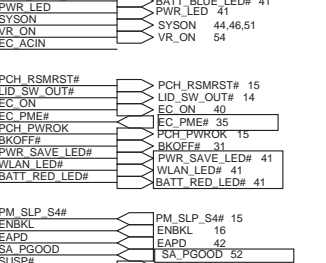
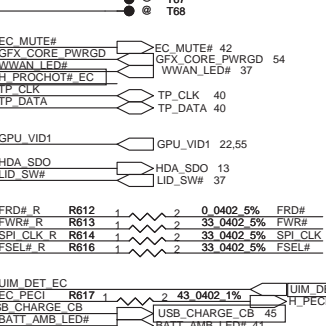
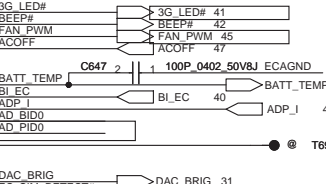
<http://hobi-elektronika.net>




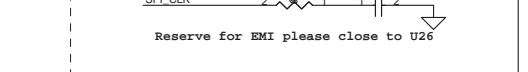
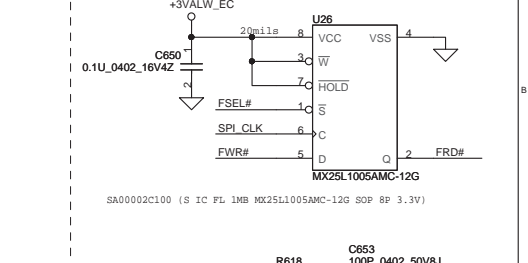
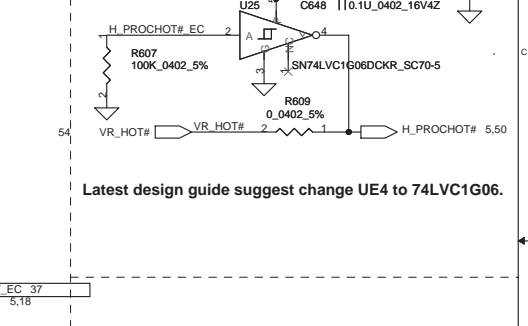
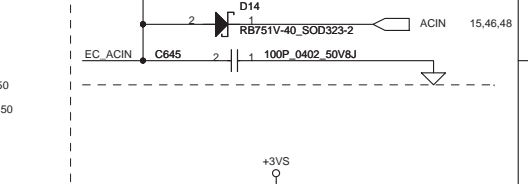
<http://hobi-elektronika.net>



<http://hobi-elektronika.net>




<http://hobi-elektronika.net>



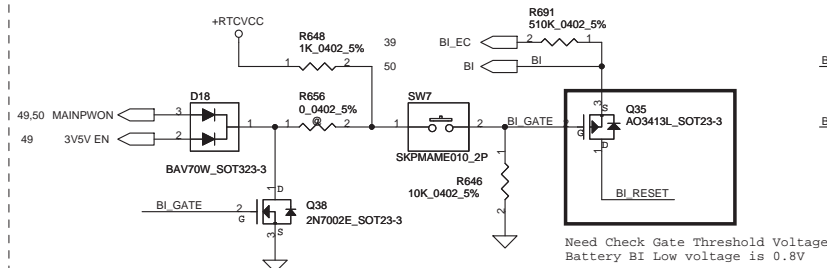
<http://hobi-elektronika.net>

Security Classification		Compal Secret Data		Title	
Issued Date	2010/09/28	Deciphered Date	2011/09/28	Size	Document Number
THIS SHEET OF ENGINEERING DRAWING IS THE PROPRIETARY PROPERTY OF COMPAL ELECTRONICS, INC. AND CONTAINS CONFIDENTIAL AND TRADE SECRET INFORMATION. THIS SHEET MAY NOT BE TRANSFERRED FROM THE CUSTODY OF THE COMPETENT DIVISION OF RAD DEPARTMENT EXCEPT AS AUTHORIZED BY COMPAL ELECTRONICS, INC. NEITHER THIS SHEET NOR THE INFORMATION IT CONTAINS MAY BE USED BY OR DISCLOSED TO ANY THIRD PARTY WITHOUT PRIOR WRITTEN CONSENT OF COMPAL ELECTRONICS, INC.				4019BL	Rev B
Date: Friday, March 04, 2011				Sheet	39 of 57

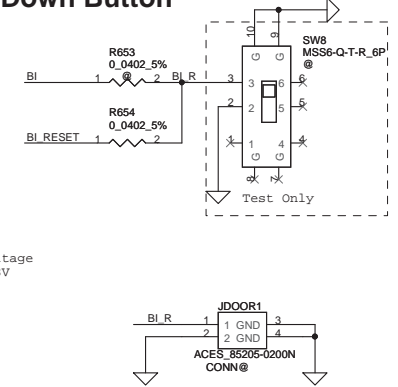
INT_KBD Conn.



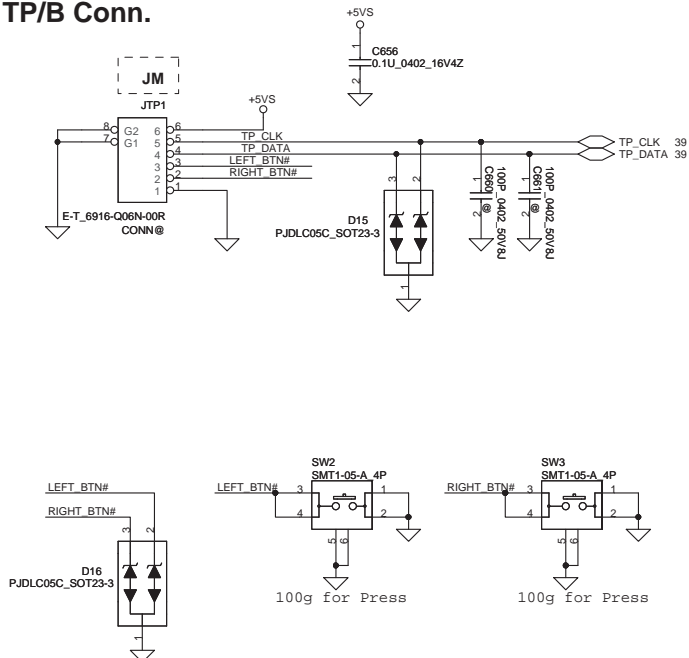
Reset Button



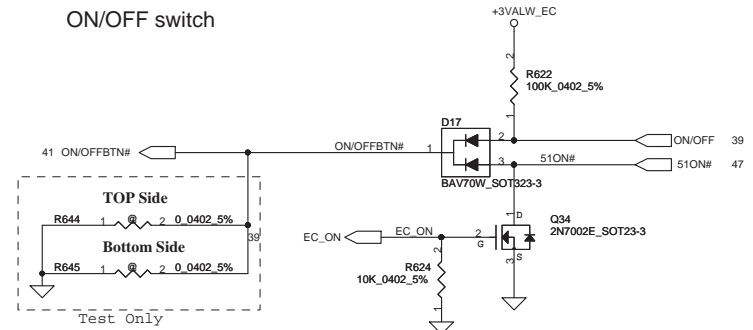
D-Door Battery Power Down Button

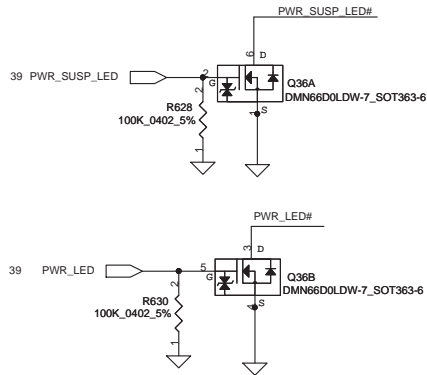


To TP/B Conn.



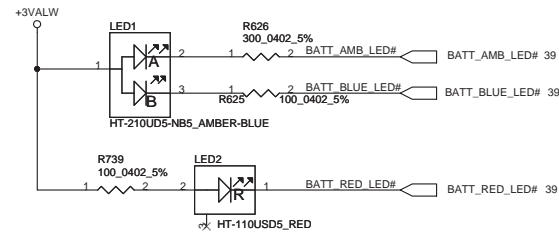
Power Button



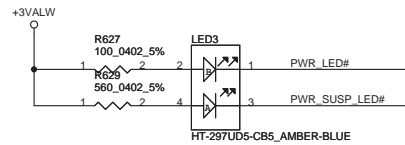


Battery LED

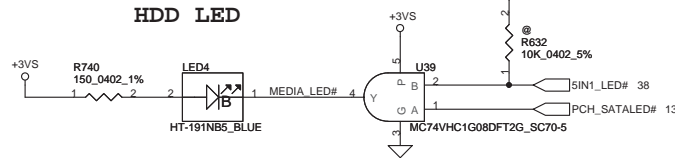
Side View LED with Blue/Amber/Red Color



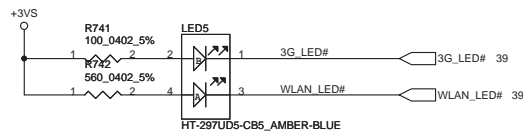
Power LED



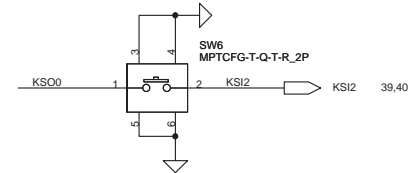
HDD LED



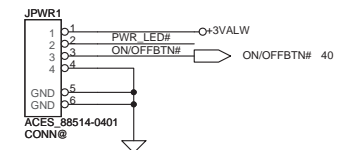
3G/Wireless LED



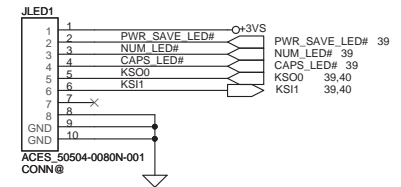
Battery Indicator BTN



PWR/B



FUN Board

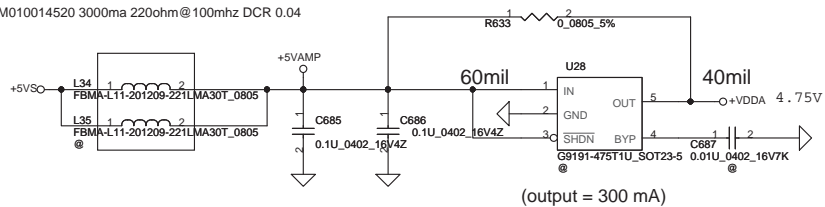


	KSO0
KSI1	PWR SAVE BTN#
KSI2	Battery ID BTN#

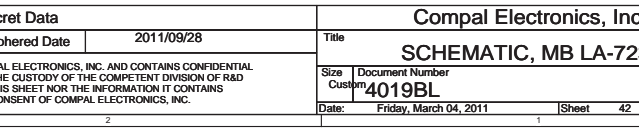

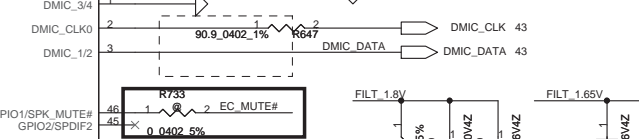
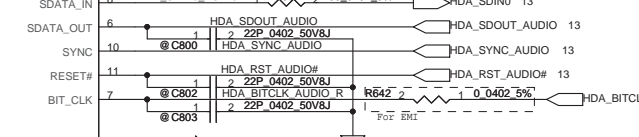
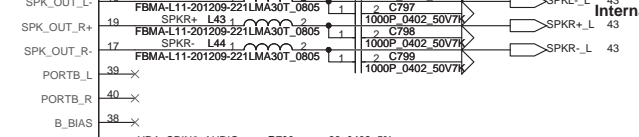
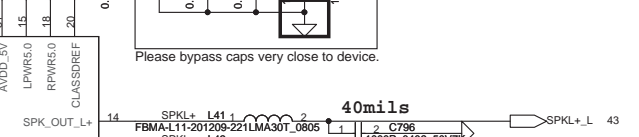
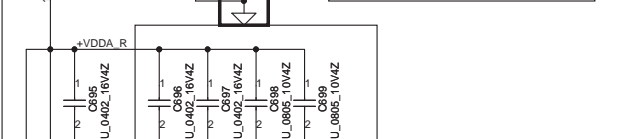
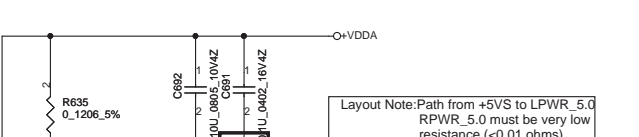
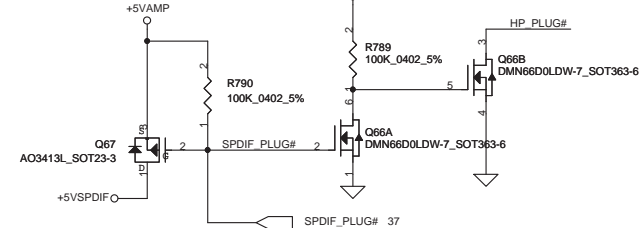

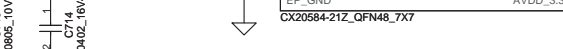
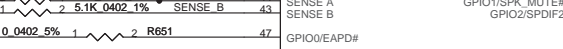
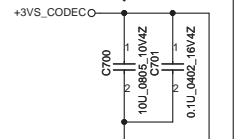
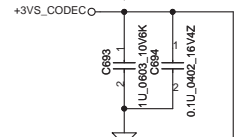
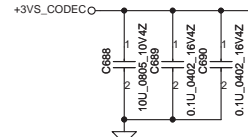
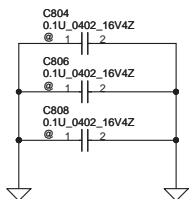
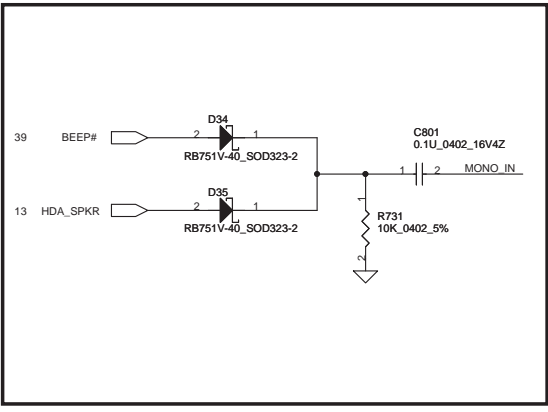
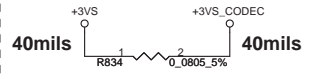
LED Status	Power/SUS		Battery		3G/WLAN		BlueTooth	ACIN
	ON	SUS	Full	Charge	3G	WLAN		
	Blue	Amber	Blue	Amber	Blue	Amber		

Security Classification	Compal Secret Data			Compal Electronics, Inc.		
Issued Date	2010/09/28	Deciphered Date	2011/09/28	Title		
THIS SHEET OF ENGINEERING DRAWING IS THE PROPRIETARY PROPERTY OF COMPAL ELECTRONICS, INC. AND CONTAINS CONFIDENTIAL AND TRADE SECRET INFORMATION. THIS SHEET MAY NOT BE TRANSFERRED FROM THE CUSTODY OF THE COMPETENT DIVISION OF R&D DEPARTMENT EXCEPT AS AUTHORIZED BY COMPAL ELECTRONICS, INC. NEITHER THIS SHEET NOR THE INFORMATION IT CONTAINS MAY BE USED BY OR DISCLOSED TO ANY THIRD PARTY WITHOUT PRIOR WRITTEN CONSENT OF COMPAL ELECTRONICS, INC.				SCHEMATIC, MB LA-7231P		
				Size Custom	Document Number 4019BL	Rev B
				Date	Friday, March 04, 2011	Sheet 41 of 57

SM010014520 3000ma 220ohm@100mhz DCR 0.04



Modify R02
Add R834 between +3VS and +3VS_CODEC.
change power from +3VS to +3VS_CODEC.



Layout Note: Path from +5VS to LPWR_5.0
RPWR_5.0 must be very low
resistance (<0.01 ohms)

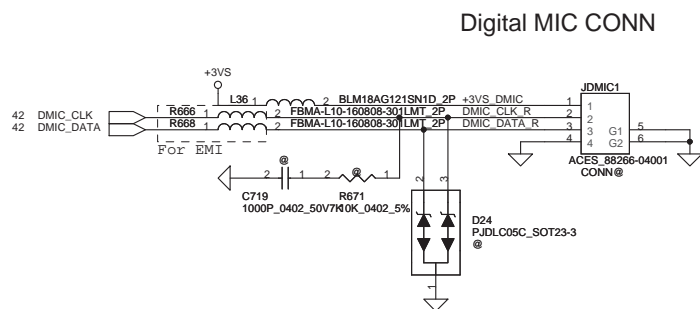
Please bypass caps very close to device.

Internal SPEAKER

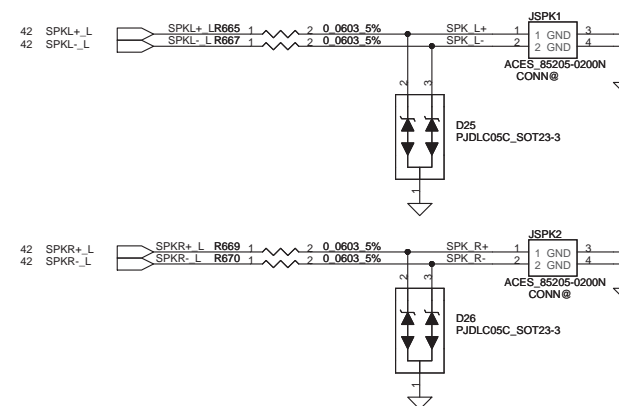
EAPD active low
0=power down ex AMP
1=power up ex AMP

AVDD_3.3 pin is output of
internal LDO. Do NOT connect
to external supply.

Security Classification			Compal Secret Data			Compal Electronics, Inc.		
Issued Date			2010/09/28			SCHEMATIC, MB LA-7231P		
Deciphered Date			2011/09/28			Size Custom		
Document Number			4019BL			Rev B		
Date			Friday, March 04, 2011			Sheet 42 of 57		

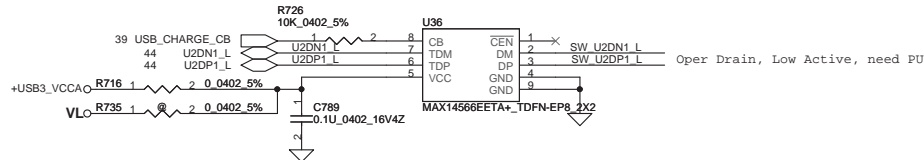


Int. Speaker Conn.

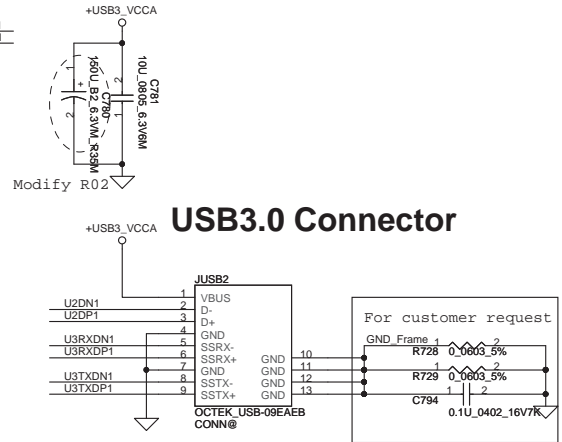
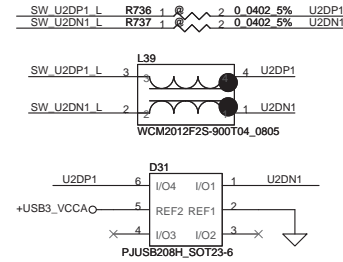
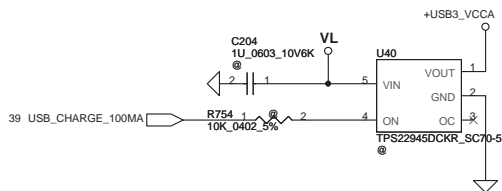
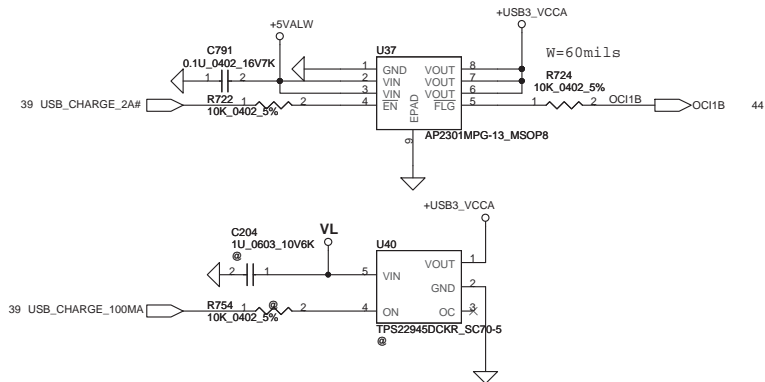


Security Classification	Compal Secret Data		Compal Electronics, Inc.	
Issued Date	2010/09/28	Deciphered Date	2011/09/28	Title
THIS SHEET OF ENGINEERING DRAWING IS THE PROPRIETARY PROPERTY OF COMPAL ELECTRONICS, INC. AND CONTAINS CONFIDENTIAL AND TRADE SECRET INFORMATION. THIS SHEET MAY NOT BE TRANSFERRED FROM THE CUSTODY OF THE COMPETENT DIVISION OF R&D DEPARTMENT EXCEPT AS AUTHORIZED BY COMPAL ELECTRONICS, INC. NEITHER THIS SHEET NOR THE INFORMATION IT CONTAINS MAY BE USED BY OR DISCLOSED TO ANY THIRD PARTY WITHOUT PRIOR WRITTEN CONSENT OF COMPAL ELECTRONICS, INC.				SCHEMATIC, MB LA-7231P
Size	Custom	Document Number	4019BL	Rev B
Date	Friday, March 04, 2011	Sheet	43 of 57	

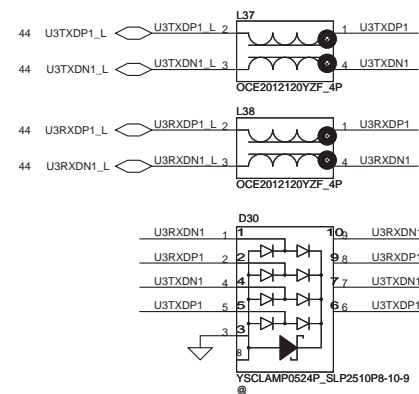
USB Host Charger



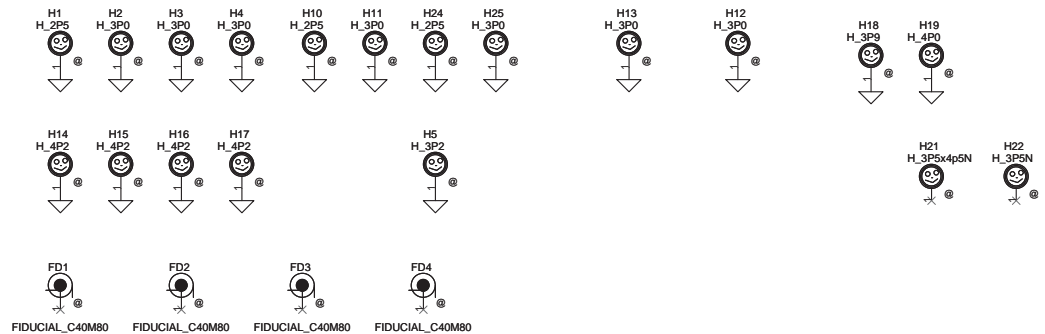
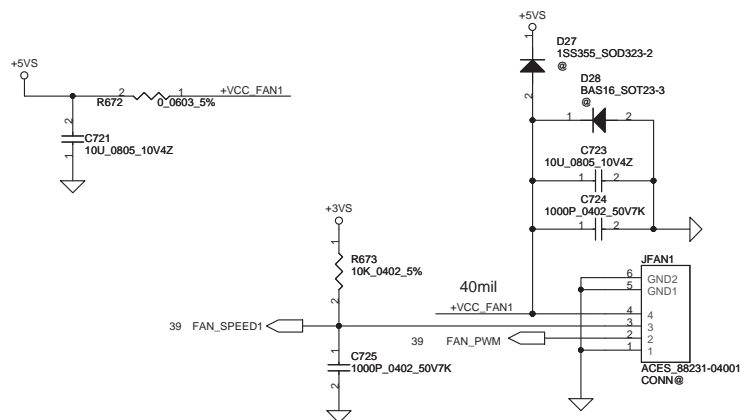
CB=0	Auto detection charger identification active
CB=1	Connect DP/DM to TDP/TDM



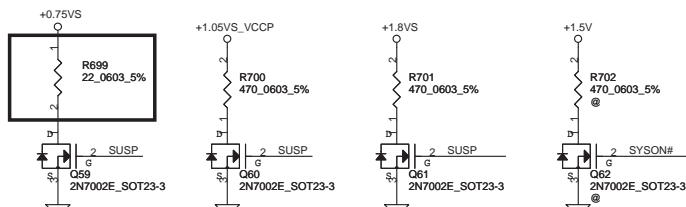
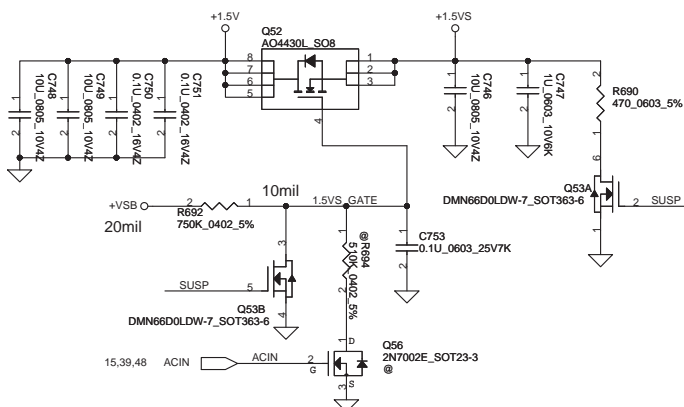
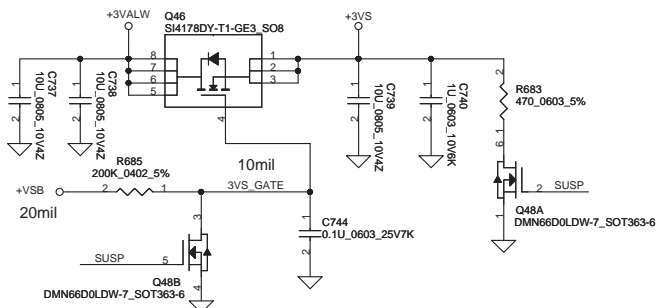
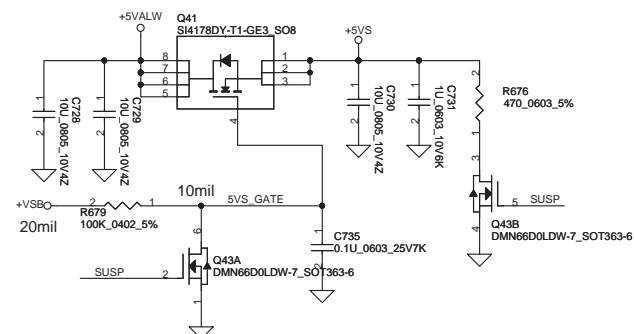
USB3.0 Connector



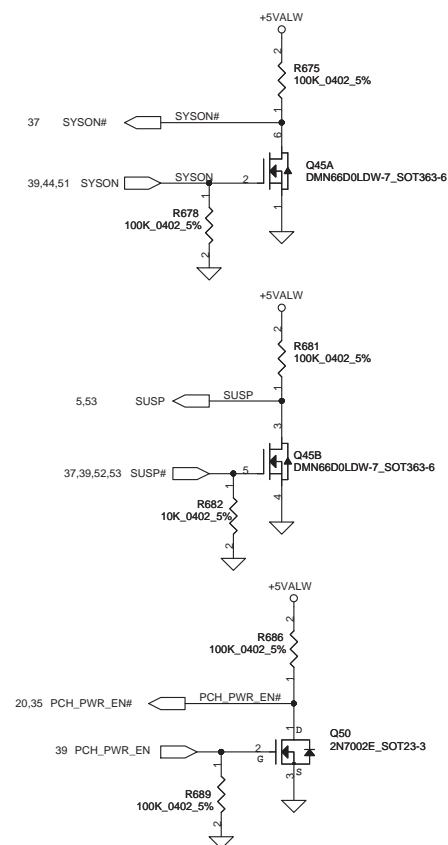
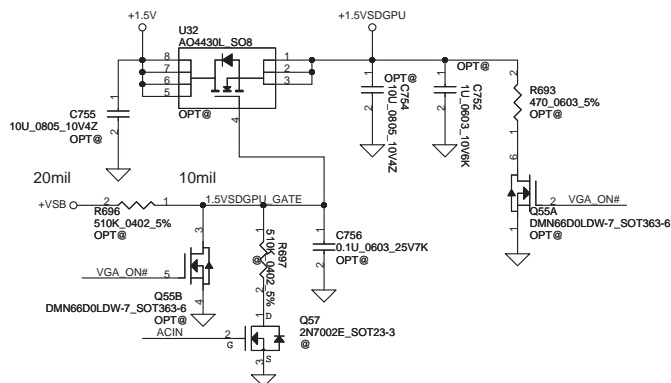
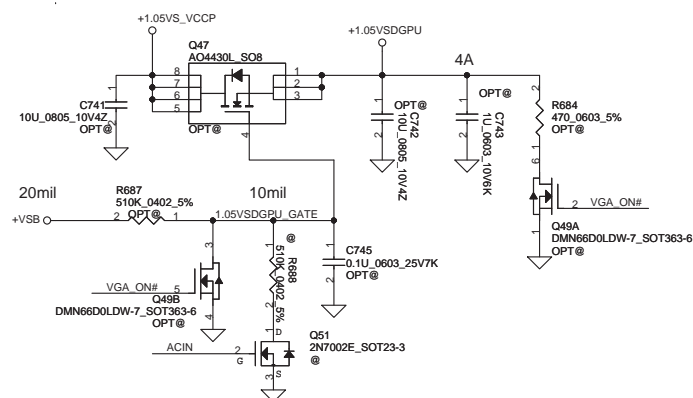
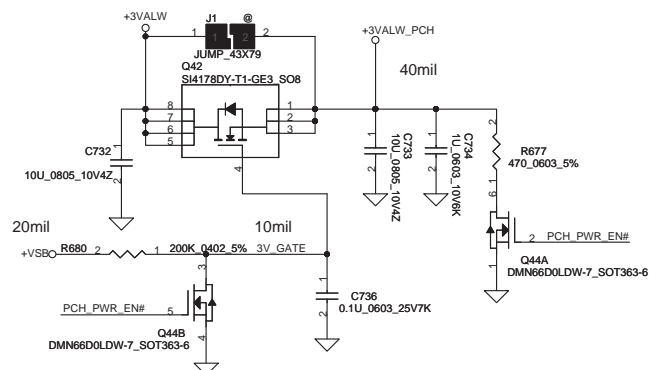
FAN1 Conn



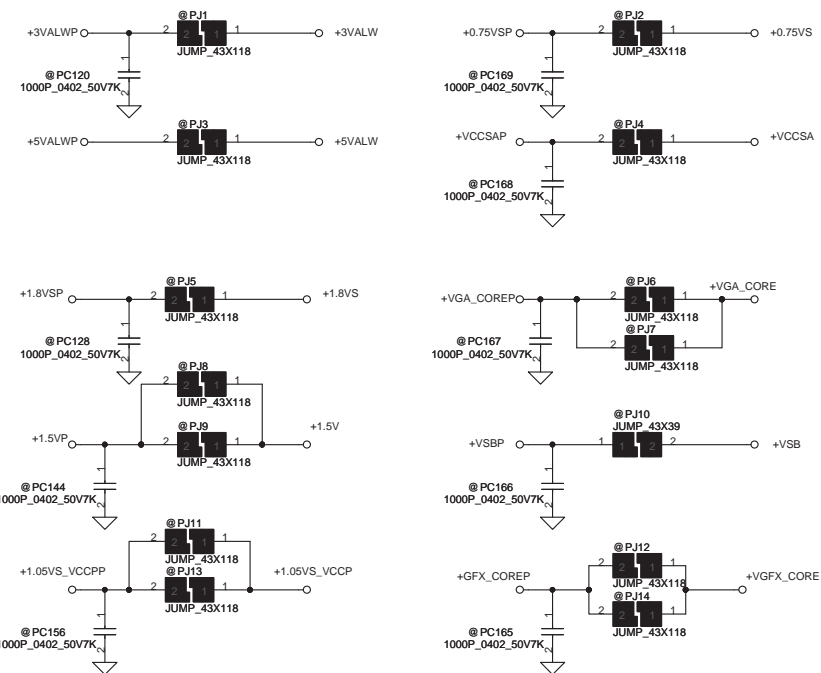
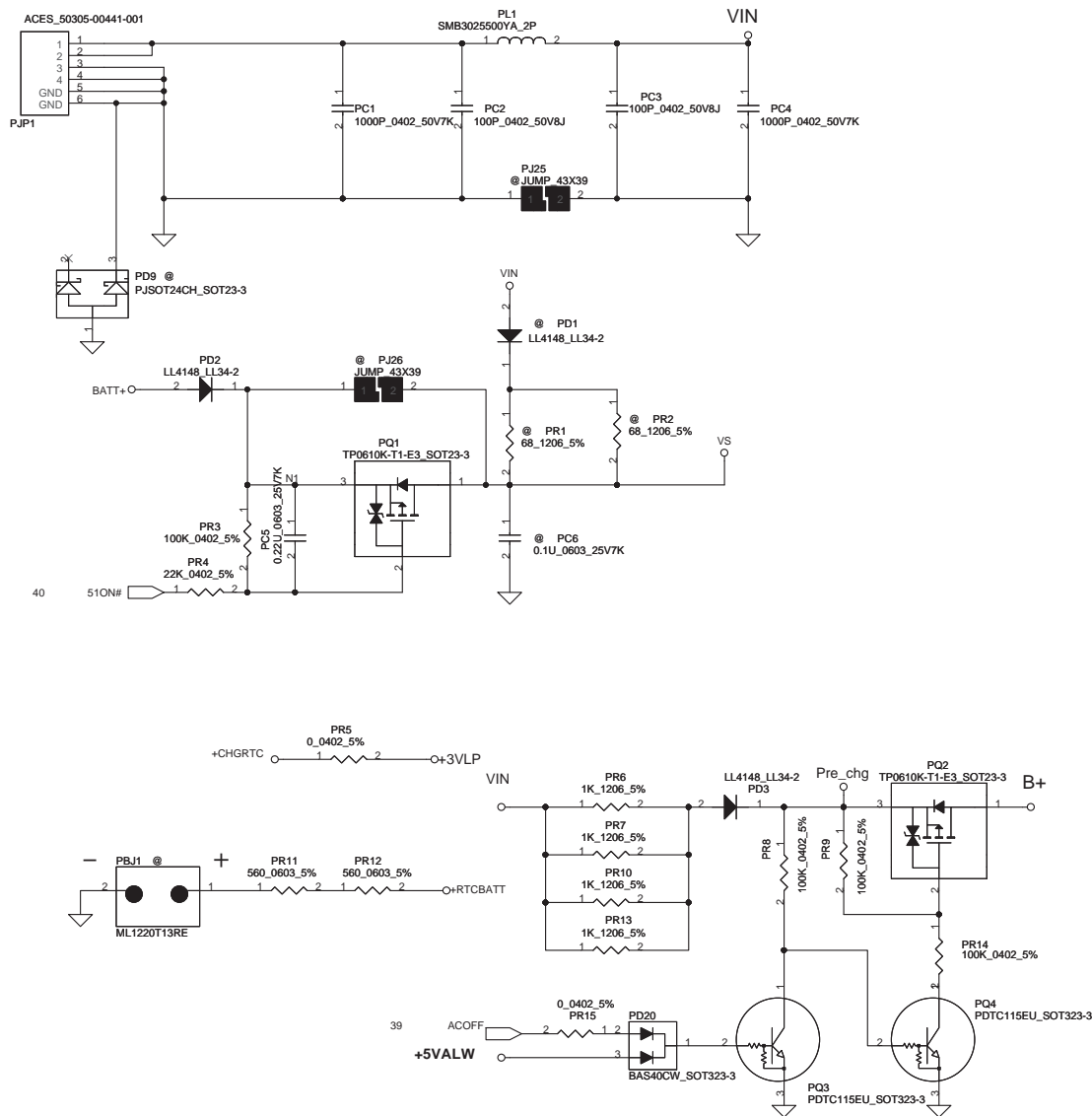
Security Classification	Compal Secret Data			Compal Electronics, Inc.	
Issued Date	2010/09/28	Deciphered Date	2011/09/28	Title	
THIS SHEET OF ENGINEERING DRAWING IS THE PROPRIETARY PROPERTY OF COMPAL ELECTRONICS, INC. AND CONTAINS CONFIDENTIAL AND TRADE SECRET INFORMATION. THIS SHEET MAY NOT BE TRANSFERRED FROM THE CUSTODY OF THE COMPETENT DIVISION OF RAD DEPARTMENT EXCEPT AS AUTHORIZED BY COMPAL ELECTRONICS, INC. NEITHER THIS SHEET NOR THE INFORMATION IT CONTAINS MAY BE USED BY OR DISCLOSED TO ANY THIRD PARTY WITHOUT PRIOR WRITTEN CONSENT OF COMPAL ELECTRONICS, INC.				SCHEMATIC, MB LA-7231P	
Customer				Size	Document Number
				4019BL	Rev B
Date: Friday, March 04, 2011				Sheet	45 of 57



<http://hobi-elektronika.net>

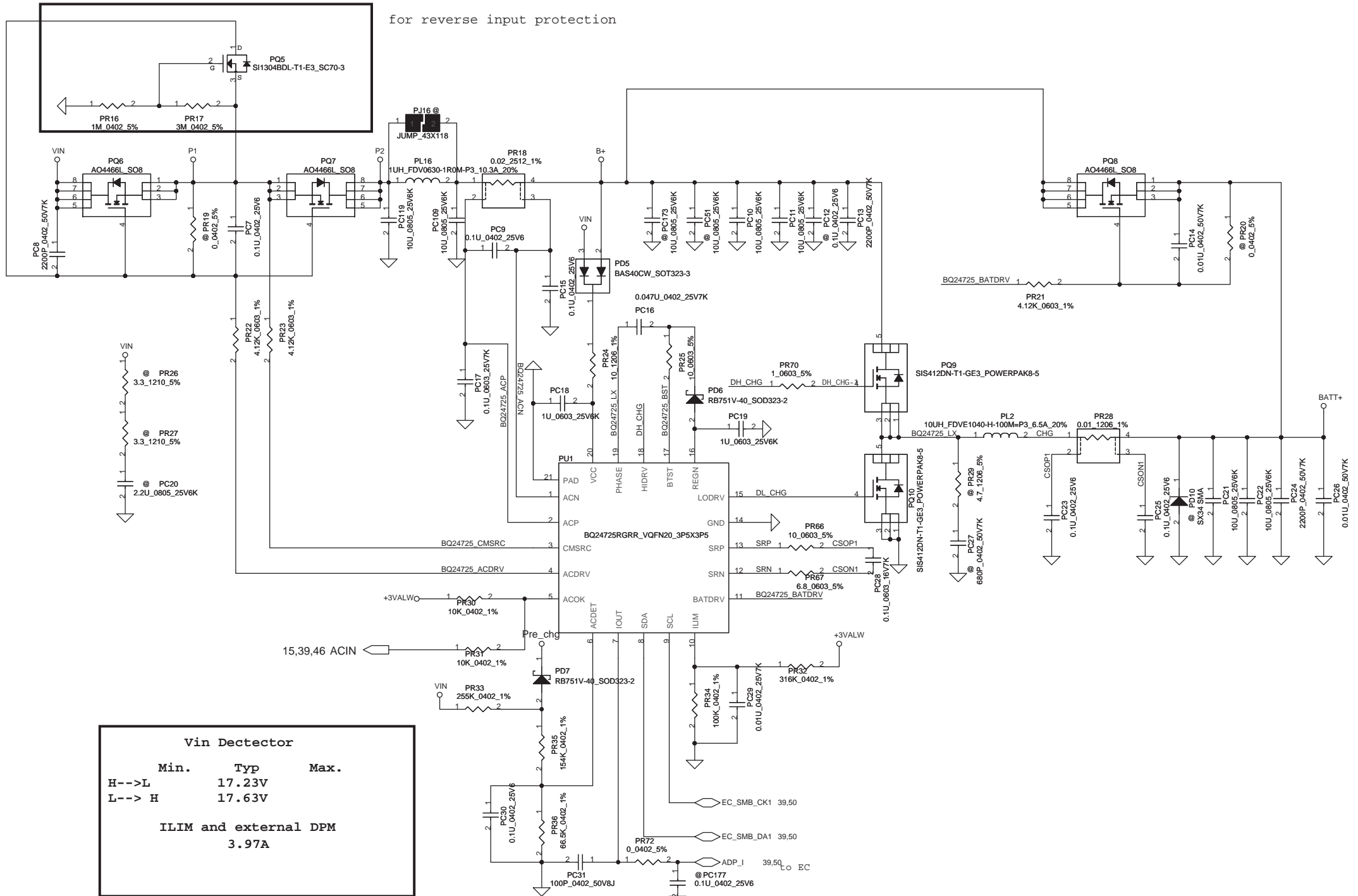


Security Classification		Compal Secret Data		Compal Electronics, Inc.	
Issued Date	2010/09/28	Deciphered Date	2011/09/28	Title	SCHEMATIC, MB LA-7231P
THIS SHEET OF ENGINEERING DRAWING IS THE PROPRIETARY PROPERTY OF COMPAL ELECTRONICS, INC. AND CONTAINS CONFIDENTIAL AND TRADE SECRET INFORMATION. THIS SHEET MAY NOT BE TRANSFERRED FROM THE CUSTODY OF THE COMPETENT DIVISION OF R&D DEPARTMENT EXCEPT AS AUTHORIZED BY COMPAL ELECTRONICS, INC. NEITHER THIS SHEET NOR THE INFORMATION IT CONTAINS MAY BE USED BY OR DISCLOSED TO ANY THIRD PARTY WITHOUT PRIOR WRITTEN CONSENT OF COMPAL ELECTRONICS, INC.				Size	Document Number
				Custom	4019BL
				Date:	Friday, March 04, 2011
				Sheet	46 of 57



Security Classification		Compal Secret Data		Compal Electronics, Inc.	
Issued Date	2010/01/25	Deciphered Date	2010/12/31	Title	SCHEMATIC, MB LA-7231P
THIS SHEET OF ENGINEERING DRAWING IS THE PROPRIETARY PROPERTY OF COMPAL ELECTRONICS, INC. AND CONTAINS CONFIDENTIAL AND TRADE SECRET INFORMATION. THIS SHEET MAY NOT BE TRANSFERRED FROM THE CUSTODY OF THE COMPETENT DIVISION OF R&D DEPARTMENT EXCEPT AS AUTHORIZED BY COMPAL ELECTRONICS, INC. NEITHER THIS SHEET NOR THE INFORMATION IT CONTAINS MAY BE USED BY OR DISCLOSED TO ANY THIRD PARTY WITHOUT PRIOR WRITTEN CONSENT OF COMPAL ELECTRONICS, INC.				Size Custom	Document Number 4019BL
				Date	Friday, March 04, 2011
				Sheet	47 of 57
				Rev	B

for reverse input protection

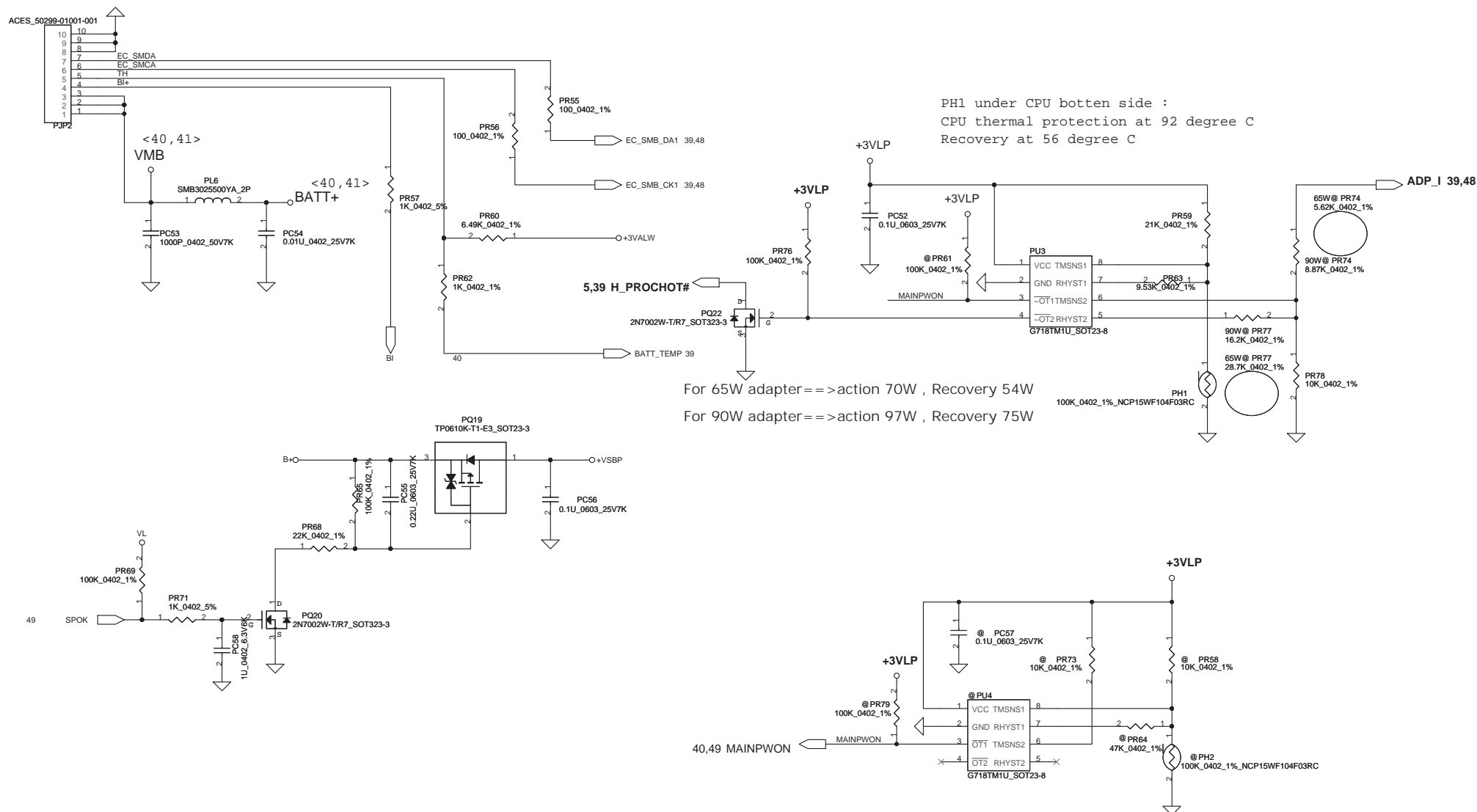


Vin Detector

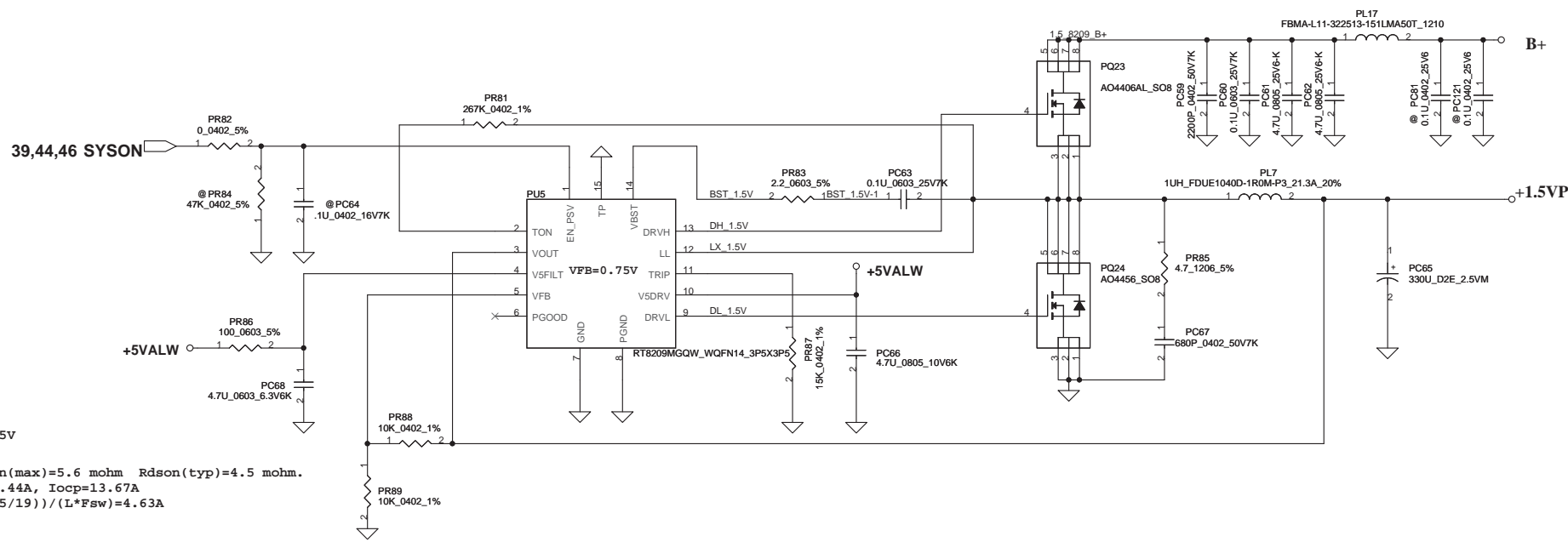
	Min.	Typ	Max.
H-->L		17.23V	
L--> H		17.63V	

ILIM and external DPM
3.97A

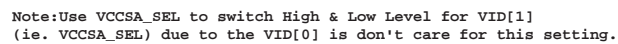
Security Classification		Compal Secret Data		Compal Electronics, Inc.	
Issued Date	2010/01/25	Deciphered Date	2010/12/31	Title	SCHEMATIC, MB LA-7231P
THIS SHEET OF ENGINEERING DRAWING IS THE PROPRIETARY PROPERTY OF COMPAL ELECTRONICS, INC. AND CONTAINS CONFIDENTIAL AND TRADE SECRET INFORMATION. THIS SHEET MAY NOT BE TRANSFERRED FROM THE CUSTODY OF THE COMPETENT DIVISION OF R&D DEPARTMENT EXCEPT AS AUTHORIZED BY COMPAL ELECTRONICS, INC. NEITHER THIS SHEET NOR THE INFORMATION IT CONTAINS MAY BE USED BY OR DISCLOSED TO ANY THIRD PARTY WITHOUT PRIOR WRITTEN CONSENT OF COMPAL ELECTRONICS, INC.				Size Custom	4019BL
				Date:	Friday, March 04, 2011
				Sheet	48 of 57



Security Classification		Compal Secret Data		Compal Electronics, Inc.	
Issued Date	2010/01/25	Deciphered Date	2010/12/31	Title	
THIS SHEET OF ENGINEERING DRAWING IS THE PROPRIETARY PROPERTY OF COMPAL ELECTRONICS, INC. AND CONTAINS CONFIDENTIAL AND TRADE SECRET INFORMATION. THIS SHEET MAY NOT BE TRANSFERRED FROM THE CUSTODY OF THE COMPETENT DIVISION OF R&D DEPARTMENT EXCEPT AS AUTHORIZED BY COMPAL ELECTRONICS, INC. NEITHER THIS SHEET NOR THE INFORMATION IT CONTAINS MAY BE USED BY OR DISCLOSED TO ANY THIRD PARTY WITHOUT PRIOR WRITTEN CONSENT OF COMPAL ELECTRONICS, INC.				Size	Document Number
				Custom	4019BL
				Date	Friday, March 04, 2011
				Sheet	50 of 57
				Rev	B



<Vo=1.5V> VFB=0.75V
 $V = 0.75 * (1 + 10K / 10K) = 1.5V$
 $F_{sw} = 298KHz$
 $C_{out} ESR = 15m\ ohm$ $R_{dson(max)} = 5.6\ mohm$ $R_{dson(typ)} = 4.5\ mohm$.
 $I_{peak} = 19.53A$, $I_{max} = 23.44A$, $I_{ocp} = 13.67A$
 $\Delta I = ((19 - 1.5) * (1.5 / 19)) / (L * F_{sw}) = 4.63A$
 $\Rightarrow 1/2 \Delta I = 2.315A$
 Choose $R_{cs} = 15K$
 $I_{ocpmax} = ((15K * 11uA) / 0.0045) + 2.315A = 35.65A$
 $I_{ocpmin} = ((15K * 9uA) / (0.0056 * 1.3)) + 2.315A = 23.06A$
 $I_{ocp} = 23.06A \sim 35.65A$

$$V_{out} = 0.6 * (1 + (20K/10K)) = 1.8V$$


Date:	Friday, March 04, 2011	Sheet	52	of	57
-------	------------------------	-------	----	----	----

Version change list (P.I.R. List)

Page 1 of 2
for PWR

Item	Fixed Issue	Reason for change	Rev.	PG#	Modify List	Date	Phase
1	HW/Edward request	Meet Turn off sequence		53	Add PQ45	2010 11/24	DVT
2	HW/Edward request	Meet Turn on sequence		53	Change PR119 to 680KΩ, PC95 to 0.1uF	2010 11/27	DVT
3	HW/Edward request	Meet new VGA table		55	Change PR201, PR205, PR219	2010 12/03	DVT
4	Battery Turn on time too long	Change enable 3/5V path				2010 12/04	DVT
5	HW/Edward request	For USB 3.0 charger function		47	Add PJ26	2010 12/04	DVT
6	HW/Edward request	Don't need VGA_PW_OK net		55	Delete net	2010 12/04	DVT
7	HW/Edward request	Tune Power sequence		52	Change PR92 from 100K to 510K Delete PR94	2010 12/08	DVT
8	HW/Edward request	Tune Power sequence		53	Change PR116 from 24.9K to 100K	2010 12/09	DVT
9	Costdown			54	Change PC97, PC111 to OS-CON cap.	2011 01/06	PVT
10	ISN test fail	ISN solution		49	Change PL16 to 1uH Add PC109, PC119	2011 01/07	PVT
11	Trigger ACOC	Prevent to trigger phase to gnd threshold Reserve RC for ADP_I		48	Change PC28 from 2.2u to 0.1u Add PR72	2011 01/24	PVT2
12							
13							
14							
15							
16							
17							

Security Classification		Compal Secret Data		Title	
Issued Date	2010/04/12	Deciphered Date	2010/10/12	SCHEMATIC, MB LA-7231P	
<small>THIS SHEET OF ENGINEERING DRAWING IS THE PROPRIETARY PROPERTY OF COMPAL ELECTRONICS, INC. AND CONTAINS CONFIDENTIAL AND TRADE SECRET INFORMATION. THIS SHEET MAY NOT BE TRANSFERRED FROM THE CUSTODY OF THE COMPETENT DIVISION OF R&D DEPARTMENT EXCEPT AS AUTHORIZED BY COMPAL ELECTRONICS, INC. NEITHER THIS SHEET NOR THE INFORMATION IT CONTAINS MAY BE USED BY OR DISCLOSED TO ANY THIRD PARTY WITHOUT PRIOR WRITTEN CONSENT OF COMPAL ELECTRONICS, INC.</small>				Document Number	Rev
				4019BL	B
Date: Friday, March 04, 2011				Sheet	56 of 57

A --> B Change List

1209-----
 1. Page 24, Change R383 to GS@
 Change R380 to @
 Add Option Component for R383 and R386 4.99K_0402_1% with BOM structure GV@
 2. Page 46, Change R679 to 100K_0402_5%
 Change R685 to 200K_0402_5%
 Change R692 to 750K_0402_5%
 3. Page 40, Change SW8 to SN200002800
 1206-----
 1. Page 17, U16 BOM Structure change to OPT@
 2. Page 37, C613 BOM structure change to BT@
 3. Page 32, Add R70, T71 for JCR1.
 4. Page 45, Change H10 to H2P5.
 5. Page 14, Change C183, C184 to 27P
 6. Page 22, Change C297, C298 to 22P
 7. Page 35, Change C582, C583 to 33P
 8. Page 43, Change R666, R668 to SM010017710 (For EMI)
 9. Page 38, Pop R590, R591 with 33 ohm, C635, C636 with 6P for EMI
 1203-----
 1. Page 39, Add C703 for ESD.
 1202-----
 1. Update power schematics
 2. Change H24 to H2P5
 3. Page 35, Add R557 for power source +3VALW_PCH reserved
 1201-----
 1. Page 40, Update Reset Button circuit
 Add R656, Q38
 2. Page 17, delete VGA_ON for PD only.
 Change PR3.2 to PCH_GPI02, PR3.1 to PCH_GPI053
 Delete R257
 3. Update Power Schematics 1201
 1130b-----
 1. Page 38, U23.11 change to +3VS_CARD
 2. Q2, Q13, Q19, Q21-Q29, Q31, Q33, Q34, Q50, Q51, Q54, Q56-Q63, Q68, Q74 change to SB000000J200
 1130-----
 1. Page 18, Add Q75,Q74,R841 (The new circuit for DGPU_PWROK after 1.5V).
 Delete R271
 2. Page40, Change R646 to 10K
 Change R648 to 1K
 Pop R646, R648, D18, Q35, R645 for Reset mainpower and BI
 Change R653 BOM structure to @
 Change SW8 to SN200002700
 1129-----
 1. Page 07, Correct R70 bom structure to EDP@
 2. Page 15,Change R244.1 net name from PCH_RSMRST# to PCH_RSMRST#_R
 Unpop R231
 3. Page 17, U6, U7 change to SA000000H00 (Same as U5/U39)
 4. Page 24, Delete R390, R391, R392 for space issue.
 5. Page 35, Add Q37 and Unpop R555
 6. Page 38, Add R833 between +3VS and +3VS_CARD
 Change U23.47 to +3VS_CARD
 7. Page 39,Change R621 from 0ohm to 8.2k(Board ID)
 8. Page 42, Unpop R733
 Pop R732, R299
 Delete R637, R638, Q38, Q39, R299, R634, R636, R639, R640
 Change netname of PD# to EC_MUTE#
 Connect U29.4.9.21.29 to +3VS_CODEC
 9. Page 45, Change C780 from SG19151410(D size) to SGA00002N80(B2 size)
 Unpop U40, C204, R754
 10. Page 46, Change Q47, Q52 to A04430L_S08
 11. Update Power Schematics (11/25)
 12. C226, C540, C549, C566, C573, C576, C580, C590, C712 change material to SE000000K80
 13. D8, D9 change material to SCS00003600 (Need check again)
 14. D32 change to SC100001K00 (Need apply CIS Symbol)
 1123-----
 1. Page 22, Change R342 PU location from R762.2 to Q68.3
 2. Page 24, Fix N12P-GV device ID
 R489 change BOM Structure to GS@
 R382, R380, R760, R756, R758, R757 change BOM Structure to GV@
 R380 change to 45.3K_0402_1% (SD034453280)
 R760 change to 4.99K_0402_1% (SD034499180)
 Delete Option component of R386
 3. Page35, Modify auto boot-up issue
 Unpop R552
 POP R553, R541
 Change R541 PU location from R552.1 to R552.2
 4. Page36, L31 update CIS Symbol and PCB footprint
 5. Page 40, Change R622 PU to +3VALW_EC
 JTP1 pin definition upside down.
 Update D-Door Circuit
 Delete SW1, R631
 Add JDOOR1, SW
 6. Page 41, SW6 change to SN100001D10
 7. Page 42, Modify PD# circuit for 3V tolerance.
 Add R299
 Change R637, R638 PU to +3VS
 Fix Headphone/MIC detect issue
 Change R649 to 10K_0402_1%
 Change R650 to 39.2K_0402_1%
 8. Page 44, Modify SMI circuit for leakage issue.
 Delete R830
 Add Q69, R734

B --> C Change List

0121A-----
 1. Page 19, Change L1 to SHI00003Y00
 2. Page 41, Change R626 to SD034499080 (499_1%)
 Change R739 to SD034150080 (100_5%)
 3. Page 17, Add R185
 4. Page 46, Change R703 to 100K
 0110A-----
 1. Change SE107475M80 to SE107475K80
 2. Change SE052105280 to SE080105K80
 3. Change SE068221U80 to SE074221K80
 4. Change SE070473280 to SE076473K80
 5. Page 15, Unpop U5 and POP R223
 6. Page 35, Unpop Q37 and POP R557
 7. Change U8 to SA000047U10(N12P-GS) and SA000047O10(N12P-GV)
 8. Page41,
 R625 form 390 to 100
 R626 from 820 to 200
 R739 from 820 to 100
 R627 from 390 to 2.49K
 R629 from 820 to 3K
 R740 from 390 to 3.3K
 R741 from 390 to 2.2K
 R740 from 820 to 3.3K
 0107A-----
 1. Page 40, Unpop SW8
 2. Page 05, Add C215.
 1. Page 11, Add C207, C212, C214 (0.1U_0402) for EMI reuquire
 2. Page 12, Delete C159 for Layout space
 3. Page 36, Delete R968, C994
 4. Page 45, Reserved R736, R739
 5. Page 18, Delete Q75
 Change Q74 to Q74A, A74B (DMN66D0LDW-7_SOT363-6)
 Change R842 PU to +3VSDGPU
 0103-----
 1. Page 40, Add R691 for EC_BI
 2. Page 39, Connect EC_BI to U24.64
 Change R621 to 18K_0402_5%
 Delete net 65W/90W
 3. Page 25, Unpop C345, C346, C347, C348 L13, L14, C356, C357, C358
 Change C349, C359 to 10K_5%_0402
 Unpop R415, R416
 4. Page 18, Change Q75 to AP2302GN-HF_SOT23-3
 Add R842, C185 with BOM structure OPT@
 Change Q74, Q75, R841 with BOM structure OPT@
 5. Page 37, Delete R572
 6. Page 08, change C81, C82 to SGA20331E10
 7. Page 26, Change C381,C857 to SGA20471D20

C --> Pre-MP Change List

0222A-----
 1. Page 41, Change R627, R741 to 100_0402_5%
 Change R740 to 150_0402_1%
 Change R627, R742 to 560_0402_5%
 2. Page 45, Unpop D30 (Remove USB3.0 ESD Diode)
 0218A-----
 1. Page 31, Add L45 for USB20_P10/N10
 Change R478/R479 to @
 Move C492, C493 to USB20_P10/N10
 Delete D5 for layout space
 0215A-----
 1. Page 44, Mount R720 for EEPROM (EON)
 2. Change U3 to B3 version(SA00004BEY0)
 3. Page 41, change R626 to 300_0402_5%
 change R739 to 100_0402_5%
 0125A-----
 1. Page39 Change R621 to 33K_0402_5% (Board ID)
 2. Update Power Schematics

Security Classification		Compal Secret Data		Compal Electronics, Inc.	
Issued Date		2010/09/28	Deciphered Date	2011/09/28	Title
					SCHEMATIC, MB LA-7231P
THIS SHEET OF ENGINEERING DRAWING IS THE PROPRIETARY PROPERTY OF COMPAL ELECTRONICS, INC. AND CONTAINS CONFIDENTIAL AND TRADE SECRET INFORMATION. THIS SHEET MAY NOT BE TRANSFERRED FROM THE CUSTODY OF THE COMPETENT DIVISION OF RAID DEPARTMENT EXCEPT AS AUTHORIZED BY COMPAL ELECTRONICS, INC. NEITHER THIS SHEET NOR THE INFORMATION IT CONTAINS MAY BE USED BY OR DISCLOSED TO ANY THIRD PARTY WITHOUT PRIOR WRITTEN CONSENT OF COMPAL ELECTRONICS, INC.				Document Number 4019BL	Rev B
Date: Friday, March 04, 2011				Sheet	57 of 57